


# Humber Estuary wetland bird survey

Twelve months of high and low tide counts,  
September 1998 to August 1999 - Part 2

**No. 339 - English Nature Research Reports**



working today  
for nature tomorrow

English Nature Research Reports

**Number 339**

**Humber Estuary Wetland Bird Survey  
Twelve months of high and low tide counts September 1998 to August 1999**

**Part Two**

G Catley

13 West Acridge  
Barton-on-Humber  
North Lincolnshire  
DN18 5AJ

You may reproduce as many additional copies of  
this report as you like, provided such copies stipulate that  
copyright remains with English Nature,  
Northminster House, Peterborough PE1 1UA

ISSN 0967-876X  
© Copyright English Nature 2000



## **Preface**

Low tide counts of birds were made each month from September 1998 to August 1999 on the Humber Estuary within existing WeBS sectors and some additional sub-sectors. All of the waders and wildfowl present within a sector or sub-sector were counted within two hours of low tide as opposed to counts made for WeBS which are made two hours either side of high tide.

Part 1 of this report details and discusses the occurrence patterns of the species of wildfowl and waders recorded during the low water count project series. Analysis of the data on a species by species basis is presented in systematic order and summary data is presented for the whole estuary.

Part 2 of the report includes the data in tabulated format for each of the sectors and sub-sectors and maps showing their position for the duration of the project.



# Contents

## Preface

1.	Introduction .....	11
2.	Feeding density figures .....	11
3.	Sector and sub sector data .....	13
	Sector and sub sector coverage Humber WeBs core counts September 1998 to August 1999 inclusive .....	13
	Sector and sub sector coverage Humber low tide count project September 1998 to August 1999 inclusive .....	15
	Sector Inner South A .....	17
	Sector Inner South A data .....	17
	Key species low tide .....	19
	Recorded densities of key species .....	21
	Sub-sector Inner South B1 .....	22
	Sector Inner South B1 data .....	22
	Key species low tide .....	24
	Recorded densities of key species .....	25
	Sub Sector Inner South B2 .....	26
	Sector Inner South B2 data .....	26
	Key species low tide .....	28
	Recorded densities of key species .....	29
	Sub Sector Inner South B3 .....	30
	Sector Inner South B3 data .....	30
	Key species low tide .....	32
	Recorded densities of key species .....	33
	Sector Inner South C .....	34
	Sector Inner South C data .....	34
	Key species low tide .....	36
	Recorded densities of key species .....	38
	Sector Inner South D .....	39
	Sector Inner South D data .....	39
	Key species low tide .....	41
	Recorded densities of key species .....	44
	Sub sector Inner South E1 .....	45
	Sector Inner South E1 data .....	45
	Key species low tide .....	47
	Recorded densities of key species .....	49
	Sub sector Inner South E2 .....	50
	Sector Inner South E2 data .....	50
	Key species low tide .....	52
	Recorded densities of key species .....	53
	Sub sector Inner South F1 .....	54
	Sector Inner South F1 data .....	54
	Key species low tide .....	56
	Recorded densities of key species .....	57
	Sub sector Inner South F2 .....	58
	Sector Inner South F2 data .....	58
	Key species low tide .....	60

Recorded densities of key species .....	63
Sub sector Inner South F3 .....	64
Sector Inner South F3 data .....	64
Key species low tide .....	66
Recorded densities of key species .....	67
Sector Inner South G .....	68
Sector Inner South G data .....	68
Key species low tide .....	70
Recorded densities of key species .....	72
Sector Inner South H .....	73
Sector Inner South H data .....	73
Key species low tide .....	75
Recorded densities of key species .....	77
Sector Inner South I .....	78
Sector Inner South I data .....	78
Key species low tide .....	80
Recorded densities of key species .....	81
Sub sector Inner South J1 .....	82
Sector Inner South J1 data .....	82
Key species low tide .....	84
Recorded densities of key species .....	85
Sub sector Inner South J2 .....	86
Sector Inner South J2 data .....	86
Key species low tide .....	88
Recorded densities of key species .....	89
Sub sector Inner South JJ .....	90
Sector Inner South JJ data .....	90
Key species low tide .....	92
Recorded densities of key species .....	93
Sector Inner South K .....	94
Sector Inner South K data .....	94
Key species low tide .....	96
Recorded densities of key species .....	97
Sector Mid South A .....	98
Sector Mid South A data .....	98
Key species low tide .....	100
Recorded densities of key species .....	103
Sector Mid South B .....	104
Sector Mid South B data .....	104
Key species low tide .....	106
Recorded densities of key species .....	107
Sector Mid South C .....	108
Sector Mid South C data .....	108
Key species low tide .....	110
Recorded densities of key species .....	112
Sector Mid South D .....	113
Sector Mid South D data .....	113
Key species low tide .....	115
Recorded densities of key species .....	117
Sector Mid South E .....	118
Sector Mid South E data .....	118
Key species low tide .....	120

Recorded densities of key species	123
Sector Mid South F	124
Sector Mid South F data	124
Key species low tide	126
Recorded densities of key species	129
Sub sector North A1	130
Sub sector North A1 data	130
Key species low tide	132
Recorded densities of key species	133
Sub sector North A2	134
Sub sector North A2 data	134
Key species low tide	136
Recorded densities of key species	139
Sub sector North B1	140
Sub sector North B1 data	140
Key species low tide	142
Recorded densities of key species	144
Sub sector North B2	145
Sub sector North B2 data	145
Key species low tide	147
Recorded densities of key species	149
Sub sector North B3	150
Sub sector North B3 data	150
Key species low tide	152
Recorded densities of key species	154
Sector North C	155
Sector North C data	155
Key species low tide	157
Recorded densities of key species	159
Sector North D	160
Sector North D data	160
Key species low tide	162
Recorded densities of key species	163
Sector North E	164
Sector North E data	164
Key species low tide	166
Recorded densities of key species	167
Sector North F	168
Sector North F data	168
Key species low tide	170
Recorded densities of key species	172
Sub sector North G1	173
Sub sector North G1 data	173
Recorded densities of key species	175
Sub sector North G2	176
Sub sector North G2 data	176
Key species low tide	178
Recorded densities of key species	179
Sub sector North G3	180
Sub sector North G3 data	180
Key species low tide	182
Recorded densities of key species	183



Sub sector North G4 .....	184
Sub sector North G4 data .....	184
Key species low tide .....	186
Recorded densities of key species .....	187
Sub sector North G5 .....	188
Sub sector North G5 data .....	188
Key species low tide .....	190
Recorded densities of key species .....	192
Sub sector North G6 .....	193
Sub sector North G6 data .....	193
Key species low tide .....	195
Recorded densities of key species .....	197
Sector North H .....	198
Sector North H data .....	198
Key species low tide .....	200
Recorded densities of key species .....	203
Sector North J .....	204
Sector North J data .....	204
Key species low tide .....	206
Recorded densities of key species .....	208
Sector North K .....	209
Sector North K data .....	209
Key species low tide .....	211
Recorded densities of key species .....	213
Humber Estuary low tide sector and sub sector approximate areas in hectares ...	214
Maximum densities of key species (bird per hectare) by sector/sub sector .....	215
Maximum densities of key species per sector ranked from highest to lowest .....	216
Humber Estuary WeBs Core Counts .....	220
Humber Estuary WeBS Core Count September 1998 .....	220
Humber Estuary WeBS Core Count October 1998 .....	222
Humber Estuary WeBS Core Count November 1998 .....	224
Humber Estuary WeBS Core Count December 1998 .....	226
Humber Estuary WeBS Core Count January 1999 .....	228
Humber Estuary WeBS Core Count February 1999 .....	230
Humber Estuary WeBS Core Count March 1999 .....	232
Humber Estuary WeBS Core Count April 1999 .....	234
Humber Estuary WeBS Core Count May 1999 .....	236
Humber Estuary WeBS Core Count June 1999 .....	238
Humber Estuary WeBS Core Count July 1999 .....	240
Humber Estuary WeBS Core Count August 1999 .....	242
 4. Acknowledgements .....	 244
 Appendix 1. Humber estuary sectors and sub sectors as used in the low tide bird counts 1998-1999 .....	 245
 Appendix 2. Maps of the Sectors and sub sectors .....	 247

# 1. Introduction

The following information is included in this document:

1. Tables showing the sector coverage throughout the course of the project on both WeBS core and low tide counts.
2. For each of the 42 WeBS sectors and sub-sectors covered by the project three basic sets of data are included. Firstly, the basic count data for each of the twelve monthly counts, September 1998 to August 1999 inclusive, is presented on a single sheet, which also includes details of the maximum total of each species recorded during the series. Secondly, species for which the sector or sub-sectors is of importance are detailed in tabular form under key species. The twelve-month series are split into three four-monthly sections, winter - November to February, spring - March to June, autumn - July to October. These periods were regarded as the best seasonal fit with regard to movements and site occupancy by the variety of wildfowl and waders included in the report. Details shown include the number of each key species noted in every month for which that sector's total exceeded two percent of the estuary total. Thirdly, densities of key estuarine feeding species are presented in the form of birds per hectare for each month in which that species was recorded at a density in excess of 0.1 birds per hectare in that sector or sub-sector.
3. Tables detailing maximum recorded feeding densities for key species per sector plus maximum ranked densities.
4. Single monthly tables detailing the WeBS core count data recorded by sector/sub-sector.
5. Approximate area of intertidal mud and sandflats, details of all the sectors and sub-sectors with grid references and maps.

## 2. Feeding density figures

The tables of selected wader and wildfowl feeding densities were calculated by taking the total number of each relevant species in each month and dividing by the estimated area of inter tidal mud and sand flats in each sector or sub-sector, measured in hectares, to give a figure for birds per hectare. Only densities of 0.1 birds per hectare or more were recorded in the tables. The species for which values have been calculated are those which spend most or a large part of their daily feeding time on the inter tidal areas and for which large enough numbers were recorded to make practical calculations based on the 0.1% threshold.

There is an obvious advantage in using this method to demonstrate the importance of some of the smaller sectors where the total number of birds recorded is often relatively small when compared to the overall estuary total. A small sector may hold only 2% of the estuary population of a species but birds may be feeding at a much higher density than on any other sector within the estuary. This could mean that the food value of the area is higher than elsewhere and the consequences of the loss of that section would be likely to have a greater

impact than the loss of a comparable area of a large sector holding many more birds feeding at lower densities.

While this method of assessing sector importance obviously works well with small sectors there are inherent problems in using the same method on large sectors. The actual area used by a certain species within a whole sector may be only a small proportion of that sector area and the birds will then be feeding at far higher densities than shown by the tabulated figure.

Unfortunately this is an inevitable result of dealing with such a large estuary where it was necessary to cover the extensive inter tidal areas with a limited number of observers. In an ideal scenario much smaller sectors would have been used throughout. Even within small ribbon sectors however, there are usually flocks of birds feeding at much higher densities over parts of what appear to be a uniform area of mudflat. Black-tailed Godwits tend to cluster at the edge of the receding tide for a period of about 1-2 hours after which they often spread to other areas of the exposed mudflats. Turnstones are usually concentrated in small parts of certain sectors where the substrate contains large amounts of stone and seaweed. Curlew are normally well spread across mudflats but will occasionally congregate in much larger numbers in certain favoured areas notably on the edges of sand bars where detritus collects. There are features in the feeding behaviour of all species which affect the overall feeding densities but it is impossible in a study such as this one to address them in a practical way except to a point where they do exist. The results shown in the tables should therefore be viewed as a guide; establishing the relative importance of smaller areas by more detailed study of feeding birds and the areas which they use within sectors would be a priority in judging the threats to any particular sector.

### 3. Sector and sub sector data

#### Sector and sub sector coverage Humber WeBs core counts September 1998 to August 1999 inclusive

Sector High	September	October	November	December	January	February	March	April	May	June	July	August
Inner South A	nc	/	/	/	/	/	/	/	/	nc	/	/
Inner South B1	nc	/	/	/	/	/	/	/	/	nc	/	/
Inner South B2	nc	/	/	/	/	/	/	/	/	nc	/	/
Inner South B3	nc	/	/	/	/	/	/	nc	/	nc	/	/
Inner South C	/	/	/	/	/	/	/	/	/	/	/	/
Inner South D	/	/	/	/	/	/	/	/	/	/	/	/
Inner South E1	/	/	/	/	/	/	/	/	/	/	/	/
Inner South E2	nc	/	/	/	/	/	/	/	/	/	/	nc
Inner South F1	nc	nc	/	/	/	/	/	/	/	/	/	nc
Inner South F2	/	/	/	/	/	/	/	/	/	/	/	/
Inner South F3	/	/	/	/	/	/	/	/	/	/	/	/
Inner South G	/	/	/	/	/	/	/	/	/	/	/	/
Inner South H	/	/	/	/	/	/	/	/	/	/	/	/
Inner South I	/	/	/	/	/	/	/	/	/	/	/	/
Inner South J	nc	/	/	/	/	/	/	/	nc	/	/	/
Inner South JJ	/	/	/	/	/	/	/	/	nc	/	/	/
Inner South K	nc	/	/	/	/	/	/	/	nc	/	/	/
Mid South A	/	/	/	/	/	/	/	/	/	/	/	/
Mid South B	nc	/	/	/	/	/	/	/	/	/	/	/
Mid South C	/	/	/	/	/	/	/	/	/	/	/	/
Mid South D	nc	nc	/	/	/	/	/	nc	nc	/	/	nc
Mid South E	nc	nc	/	/	/	/	/	/	/	nc	/	/
Mid South F	nc	nc	nc	nc	nc	/	/	/	/	/	nc	/
North A2	/	/	/	/	/	/	/	/	/	/	/	/

Sector High	September	October	November	December	January	February	March	April	May	June	July	August
North B1	/	/	/	/	/	/	/	fog	/	/	/	/
North B2	/	/	/	/	/	/	/	fog	/	/	/	/
North B3	/	/	/	/	/	/	/	fog	/	/	/	/
North C	/	nc	/	/	/	/	/	nc	nc	nc	nc	/
North D	/	/	/	/	/	nc	/	/	/	/	/	/
North E	/	/	/	nc	nc	nc	nc	nc	nc	/	nc	nc
North F	/	/	/	/	/	/	nc	nc	nc	nc	nc	nc
North G	/	/	/	nc	/	nc	nc	/	/	nc	/	/
North H	/	/	/	/	/	/	nc	/	/	nc	/	nc
North J	/	/	/	/	/	/	/	/	/	nc	/	/
North K	/	/	/	/	/	/	/	/	/	/	/	/

/ = count undertaken nc = no count

**Sector and sub sector coverage Humber low tide count project September 1998 to August 1999 inclusive**  
**accumulated count from series of sub sectors only**

Sector Low	September	October	November	December	January	February	March	April	May	June	July	August
Inner South A	/	/	/	/	/	/	/	/	/	nc	/	/
Inner South B1	/	/	/	/	/	/	/	/	/	nc	/	/
Inner South B2	nc	/	/	/	/	/	/	/	/	nc	/	/
Inner South B3	/	/	/	/	/	/	/	/	/	nc	/	/
Inner South C	/	/	/	/	/	/	/	/	/	/	/	/
Inner South D	/	/	/	/	/	/	/	/	/	/	/	/
Inner South E1	/	/	/	/	/	/	/	/	/	/	/	/
Inner South E2	/	/	/	/	/	/	/	/	/	/	/	nc
Inner South F1	/	/	/	/	/	/	/	/	/	/	/	nc
Inner South F2	/	/	/	/	/	/	/	/	/	/	/	/
Inner South F3	/	/	/	/	/	/	/	/	/	/	/	/
Inner South G	/	/	/	/	/	/	/	/	/	/	/	/
Inner South H	/	/	/	/	/	/	/	/	/	/	/	/
Inner South I	/	/	/	/	/	/	/	/	/	/	/	/
Inner South J1	/	/	/	/	/	/	/	/	/	/	/	/
Inner South J2	/	/	/	/	/	/	/	/	/	/	/	/
Inner South JJ	/	/	/	/	/	/	/	/	/	/	/	/
Inner South K	/	/	/	/	/	/	/	/	/	/	/	/
Mid South A	/	/	/	/	/	/	/	/	/	/	/	/
Mid South B	/	/	/	/	/	/	/	/	/	/	/	/
Mid South C	/	/	/	/	/	/	/	/	/	/	/	/
Mid South D	/	nc	/	/	/	/	/	/	/	/	/	/
Mid South E	/	/	/	/	/	/	/	/	/	/	/	/
Mid South F	/	/	/	/	/	/	/	nc	/	/	/	/
North A1	/	/	/	/	/	/	nc	/	/	/	/	/

Sector Low	September	October	November	December	January	February	March	April	May	June	July	August
North A2	/	/	/	/	/	/	/	/	/	/	/	/
North B1	/	/	/	/	/	/	/	/	/	/	/	/
North B2	/	/	/	/	/	/	/	/	/	/	/	/
North B3	/	/	/	/	/	/	/	/	/	/	/	/
North C	/	/	/	/	/	/	nc	/	/	nc	/	/
North D	/	/	/	/	/	/	/	/	/	/	nc	/
North E	/	/	/	nc	nc	nc	nc	nc	nc	/	nc	nc
North F	/	/	/	/	/	/	/	/	/	nc	/	/
North G1	/	/	/	/	nc	/	nc	/	nc	/	nc	/
North G2	/	/	/	/	nc	/	nc	/	nc	/	nc	ac
North G3	/	/	/	/	nc	/	nc	/	nc	/	nc	ac
North G4	/	/	/	/	nc	/	nc	/	nc	/	nc	ac
North G5	/	/	/	/	nc	/	nc	/	nc	/	nc	/
North G6	/	/	/	/	nc	nc	nc	/	/	nc	nc	/
North H	/	/	/	/	/	/	/	/	/	/	/	/
North J	/	/	/	/	/	/	/	/	/	nc	/	/
North K	/	/	nc	nc	/	/	/	/	/	nc	/	nc

/ = count undertaken      no = no count      ac = accumulated count      from series of sub sectors only

## Sector Inner South A

### Sector Inner South A data

Inner South A Low	Sept	Oct	Nov	Dec	Jan	Feb	Mar	Apr	May	June	July	Aug	max
Red-throated Diver										N/C			
Great Northern Diver										N/C			
Little Grebe										N/C			
Great Crested Grebe										N/C			
Slavonian Grebe										N/C			
Black-necked Grebe										N/C			
Cormorant	3		1	3	9	5	7	8	2	N/C			9
Grey Heron	2	1					1			N/C			2
Mute Swan										N/C			
Bewick's Swan										N/C			
Whooper Swan										N/C			
Bean Goose										N/C			
Pink-footed Goose										N/C			
White-fronted Goose										N/C			
Greylag Goose		468			1		6			N/C	14		468
Canada Goose										N/C			
Barnacle Goose										N/C			
Dark-bellied Brent Goose										N/C			
Pale-bellied Brent Goose										N/C			
Shelduck			5	4		12	16	48	12	N/C	2		48
Eurasian Wigeon				11			47			N/C			47
Gadwall										N/C			
Teal		25	96					2		N/C			96
Mallard		4	12		16		4	6	2	N/C	2		16
Pintail										N/C			
Shoveler								2		N/C			2
Red-crested Pochard										N/C			
Pochard										N/C			
Tufted Duck										N/C			
Scaup										N/C			
Eider										N/C			
Long-tailed Duck										N/C			
Common Scoter										N/C			
Velvet Scoter										N/C			
Goldeneye										N/C			
Smew										N/C			
Red-breasted Merganser										N/C			
Goosander										N/C			
Ruddy Duck										N/C			
<b>Total wildfowl</b>	<b>5</b>	<b>498</b>	<b>114</b>	<b>18</b>	<b>26</b>	<b>17</b>	<b>81</b>	<b>66</b>	<b>16</b>	<b>N/C</b>	<b>18</b>		<b>688</b>



Inner South A Low	Sept	Oct	Nov	Dec	Jan	Feb	Mar	Apr	May	June	July	Aug	max
Moorhen										N/C			
Coot										N/C			
Oystercatcher								2	2	N/C			2
Avocet										N/C			
Little Ringed Plover										N/C			
Ringed Plover								1	2	N/C			2
Golden Plover	302	660	1300	134	1643					N/C	4		1643
Grey Plover				13						N/C			
Lapwing	267	61	1200	431	1100	25			3	N/C	130		1200
Knot										N/C			
Sanderling										N/C			
Little Stint										N/C			
Curlew Sandpiper										N/C			
Dunlin				17	6	35		1	11	N/C			35
Purple Sandpiper										N/C			
Ruff			2							N/C			2
Jack Snipe										N/C			
Common Snipe			1					1		N/C			1
Woodcock										N/C			
Black-tailed Godwit										N/C	1		1
Bar-tailed Godwit										N/C			
Whimbrel										N/C			
Curlew	15	3	25	2	2	8		14	3	N/C	6		25
Spotted Redshank										N/C			
Redshank	23		2		4	2	11	7	2	N/C	8		23
Greenshank										N/C			
Green Sandpiper										N/C			
Wood Sandpiper										N/C			
Common Sandpiper										N/C			
Turnstone										N/C			
<b>Total waders</b>	<b>607</b>	<b>724</b>	<b>2530</b>	<b>597</b>	<b>2755</b>	<b>70</b>	<b>11</b>	<b>26</b>	<b>23</b>	<b>N/C</b>	<b>149</b>		<b>2934</b>
<b>Total wildfowl &amp; waders</b>	<b>612</b>	<b>1222</b>	<b>2644</b>	<b>615</b>	<b>2781</b>	<b>87</b>	<b>92</b>	<b>92</b>	<b>39</b>	<b>N/C</b>	<b>167</b>	<b>0</b>	<b>3622</b>

## Key species low tide

Inner South A	Winter				Spring				Autumn		
	Species	Total	Month		%	Total	Month		%	Total	Month
Cormorant		Nov			7	Mar	11.9			Jul	
Cormorant	3	Dec	5.9		8	Apr	22.8			Aug	
Cormorant	9	Jan	10.1		2	May	10		3	Sept	2.7
Cormorant	5	Feb	10		n/c	Jun				Oct	
Greylag Goose		Nov				Mar			14	Jul	5.4
Greylag Goose		Dec				Apr				Aug	
Greylag Goose		Jan				May				Sept	
Greylag Goose		Feb			n/c	Jun			468	Oct	96.9
Shelduck		Nov				Mar				Jul	
Shelduck		Dec			48	Apr	2.3			Aug	
Shelduck		Jan				May				Sept	
Shelduck		Feb			n/c	Jun				Oct	
Wigeon		Nov			47	Mar	2.6			Jul	
Wigeon		Dec				Apr				Aug	
Wigeon		Jan				May				Sept	
Wigeon		Feb			n/c	Jun				Oct	
Teal	96	Nov	10			Mar				Jul	
Teal		Dec				Apr				Aug	
Teal		Jan				May				Sept	
Teal		Feb			n/c	Jun				Oct	
Mallard		Nov				Mar				Jul	
Mallard		Dec				Apr				Aug	
Mallard	16	Jan	2.7			May				Sept	
Mallard		Feb			n/c	Jun				Oct	
Golden Plover	1300	Nov	3.6			Mar				Jul	
Golden Plover		Dec				Apr				Aug	
Golden Plover	1643	Jan	10.7			May			302	Sept	3.1
Golden Plover		Feb			n/c	Jun			660	Oct	4.3
Lapwing	1200	Nov	15.5			Mar			130	Jul	5.6
Lapwing		Dec				Apr				Aug	
Lapwing	1100	Jan	5.1			May				Sept	
Lapwing		Feb			n/c	Jun				Oct	

Inner South A	Winter				Spring				Autumn		
	Species	Total	Month		%	Total	Month		%	Total	Month
Ruff	2	Nov	6.6			Mar				Jul	
Ruff		Dec				Apr				Aug	
Ruff		Jan				May				Sept	
Ruff		Feb			n/c	Jun				Oct	
Black-tailed Godwit		Nov				Mar			1	Jul	2
Black-tailed Godwit		Dec				Apr				Aug	
Black-tailed Godwit		Jan				May				Sept	
Black-tailed Godwit		Feb			n/c	Jun				Oct	

### Recorded densities of key species

Densities pf <0.1 birds per ha not shown

Species	Nov	Dec	Jan	Feb	Mar	Apr	May	Jun	Jul	Aug	Sept	Oct	Max	month
Shelduck	0.17			0.28	0.37	1.12	0.28	n/c					1.12	Apr
Teal	2.23							n/c				0.58	2.23	Nov
Mallard	0.28		0.37			0.14		n/c		0.16			0.37	Jan
Shoveler								n/c						
Oystercatcher								n/c						
Avocet								n/c						
Ringed Plover								n/c						
Golden Plover	30.23	38.21	3.17					n/c			7.02	15.35	38.21	Dec
Grey Plover		0.3						n/c					0.3	Dec
Lapwing	27.90	10.02	25.58	0.58				n/c	3.02		6.21	1.42	27.9	Nov
Knot								n/c						
Sanderling								n/c						
Little Stint								n/c						
Curlew Sandpiper								n/c						
Dunlin		0.4	0.14	0.81			0.26	n/c					0.81	Feb
Black-tailed Godwit								n/c						
Bar-tailed Godwit								n/c						
Curlew	0.58		0.19			0.33		n/c	0.14		0.35		0.58	Nov
Redshank				0.26		0.16		n/c	0.19		0.53		0.53	Sept
Turnstone								n/c						

## Sub-sector Inner South B1

### Sector Inner South B1 data

Inner South B1 Low	Sept	Oct	Nov	Dec	Jan	Feb	Mar	Apr	May	June	July	Aug	Max
Red-throated Diver										N/C			
Great Northern Diver										N/C			
Little Grebe										N/C			
Great Crested Grebe										N/C			
Slavonian Grebe										N/C			
Black-necked Grebe										N/C			
Cormorant										N/C			
Grey Heron			1							N/C			
Mute Swan										N/C			
Bewick's Swan										N/C			
Whooper Swan										N/C			
Bean Goose										N/C			
Pink-footed Goose										N/C			
White-fronted Goose										N/C			
Greylag Goose										N/C			
Canada Goose										N/C			
Barnacle Goose										N/C			
Dark-bellied Brent Goose										N/C			
Pale-bellied Brent Goose										N/C			
Shelduck										N/C			
Eurasian Wigeon			9							N/C			
Gadwall										N/C			
Teal										N/C			
Mallard	28	7							1	N/C			28
Pintail										N/C			
Shoveler										N/C			
Red-crested Pochard										N/C			
Pochard										N/C			
Tufted Duck										N/C			
Scaup										N/C			
Eider										N/C			
Long-tailed Duck										N/C			
Common Scoter										N/C			
Velvet Scoter										N/C			
Goldeneye										N/C			
Smew										N/C			
Red-breasted Merganser										N/C			
Goosander										N/C			
Ruddy Duck										N/C			
<b>Total wildfowl</b>	<b>28</b>	<b>7</b>	<b>10</b>						<b>1</b>	<b>N/C</b>			<b>28</b>

Inner South B1 Low	Sept	Oct	Nov	Dec	Jan	Feb	Mar	Apr	May	June	July	Aug	Max
Moorhen										N/C			
Coot										N/C			
Oystercatcher										N/C			
Avocet										N/C			
Little Ringed Plover										N/C			
Ringed Plover										N/C			
Golden Plover										N/C			
Grey Plover										N/C			
Lapwing										N/C			
Knot										N/C			
Sanderling										N/C			
Little Stint										N/C			
Curlew Sandpiper										N/C			
Dunlin										N/C			
Purple Sandpiper										N/C			
Ruff										N/C			
Jack Snipe										N/C			
Common Snipe										N/C			
Woodcock										N/C			
Black-tailed Godwit										N/C			
Bar-tailed Godwit										N/C			
Whimbrel										N/C			
Curlew	1			77	49	99				N/C		1	99
Spotted Redshank										N/C			
Redshank			14							N/C			
Greenshank										N/C			
Green Sandpiper										N/C			
Wood Sandpiper										N/C			
Common Sandpiper										N/C			
Turnstone										N/C			
<b>Total waders</b>	<b>1</b>		<b>14</b>	<b>77</b>	<b>49</b>	<b>99</b>				<b>N/C</b>		<b>1</b>	<b>99</b>
<b>Total wildfowl &amp; waders</b>	<b>29</b>	<b>7</b>	<b>24</b>	<b>77</b>	<b>49</b>	<b>99</b>	<b>0</b>	<b>0</b>	<b>1</b>	<b>N/C</b>	<b>0</b>	<b>1</b>	<b>127</b>

## Key species low tide

Inner South B1	Winter				Spring				Autumn		
	Species	Total	Month		%	Total	Month		%	Total	Month
Mallard			Nov			Mar				Jul	
Mallard			Dec			Apr				Aug	
Mallard			Jan			May		28	Sept	3.6	
Mallard			Feb		n/c	Jun				Oct	
Curlew			Nov			Mar				Jul	
Curlew	77		Dec	5.4		Apr				Aug	
Curlew	49		Jan	2.6		May				Sept	
Curlew	99		Feb	3.8	n/c	Jun				Oct	

### Recorded densities of key species

Densities pf <0.1 birds per ha not shown

Species	Nov	Dec	Jan	Feb	Mar	Apr	May	Jun	Jul	Aug	Sept	Oct	Max	month
Shelduck								n/c						
Teal								n/c						
Mallard								n/c			2.54	0.64	2.54	Sept
Shoveler								n/c						
Oystercatcher								n/c						
Avocet								n/c						
Ringed Plover								n/c						
Golden Plover								n/c						
Grey Plover								n/c						
Lapwing								n/c						
Knot								n/c						
Sanderling								n/c						
Little Stint								n/c						
Curlew Sandpiper								n/c						
Dunlin								n/c						
Black-tailed Godwit								n/c						
Bar-tailed Godwit								n/c						
Curlew		7	4.45	9				n/c					9	Feb
Redshank	1.27							n/c					1.27	Nov
Turnstone								n/c						



## Sub Sector Inner South B2

### Sector Inner South B2 data

Inner South B2 Low	Sept	Oct	Nov	Dec	Jan	Feb	Mar	Apr	May	June	July	Aug	Max
Red-throated Diver										N/C			
Great Northern Diver										N/C			
Little Grebe										N/C			
Great Crested Grebe										N/C			
Slavonian Grebe										N/C			
Black-necked Grebe										N/C			
Cormorant										N/C			
Grey Heron										N/C			
Mute Swan										N/C			
Bewick's Swan										N/C			
Whooper Swan										N/C			
Bean Goose										N/C			
Pink-footed Goose										N/C			
White-fronted Goose										N/C			
Greylag Goose										N/C			
Canada Goose										N/C			
Barnacle Goose										N/C			
Dark-bellied Brent Goose										N/C			
Pale-bellied Brent Goose										N/C			
Shelduck							3			N/C			3
Eurasian Wigeon										N/C			
Gadwall										N/C			
Teal										N/C			
Mallard										N/C			
Pintail										N/C			
Shoveler										N/C			
Red-crested Pochard										N/C			
Pochard										N/C			
Tufted Duck										N/C			
Scaup										N/C			
Eider										N/C			
Long-tailed Duck										N/C			
Common Scoter										N/C			
Velvet Scoter										N/C			
Goldeneye										N/C			
Smew										N/C			
Red-breasted Merganser										N/C			
Goosander										N/C			
Ruddy Duck										N/C			
<b>Total wildfowl</b>							<b>3</b>			<b>N/C</b>			<b>3</b>

Inner South B2 Low	Sept	Oct	Nov	Dec	Jan	Feb	Mar	Apr	May	June	July	Aug	Max
Moorhen										N/C			
Coot										N/C			
Oystercatcher										N/C			
Avocet										N/C			
Little Ringed Plover										N/C			
Ringed Plover										N/C			
Golden Plover										N/C			
Grey Plover										N/C			
Lapwing										N/C			
Knot										N/C			
Sanderling										N/C			
Little Stint										N/C			
Curlew Sandpiper										N/C			
Dunlin										N/C			
Purple Sandpiper										N/C			
Ruff										N/C			
Jack Snipe										N/C			
Common Snipe										N/C			
Woodcock										N/C			
Black-tailed Godwit										N/C			
Bar-tailed Godwit										N/C			
Whimbrel										N/C			
Curlew						2	76	2		N/C			76
Spotted Redshank										N/C			
Redshank										N/C			
Greenshank										N/C			
Green Sandpiper										N/C			
Wood Sandpiper										N/C			
Common Sandpiper										N/C			
Turnstone										N/C			
<b>Total waders</b>						2	76	2		N/C			76
<b>Total wildfowl &amp; waders</b>	0	0	0	0	0	2	79	2	0	N/C	0	0	79

## Key species low tide

Inner South B2	Winter				Spring				Autumn		
	Species	Total	Month		%	Total	Month		%	Total	Month
Curlew			Nov		76	Mar	3.3			Jul	
Curlew			Dec			Apr				Aug	
Curlew			Jan			May				Sept	
Curlew			Feb		n/c	Jun				Oct	

### Recorded densities of key species

Densities pf <0.1 birds per ha not shown

Species	Nov	Dec	Jan	Feb	Mar	Apr	May	Jun	Jul	Aug	Sept	Oct	Max	month
Shelduck					0.16			n/c					0.16	Mar
Teal								n/c						
Mallard								n/c						
Shoveler								n/c						
Oystercatcher								n/c						
Avocet								n/c						
Ringed Plover								n/c						
Golden Plover								n/c						
Grey Plover								n/c						
Lapwing								n/c						
Knot								n/c						
Sanderling								n/c						
Little Stint								n/c						
Curlew Sandpiper								n/c						
Dunlin								n/c						
Black-tailed Godwit								n/c						
Bar-tailed Godwit								n/c						
Curlew				0.11	4.1	0.11		n/c					4.11	Mar
Redshank								n/c						
Turnstone								n/c						

## Sub Sector Inner South B3

### Sector Inner South B3 data

Inner South B3 Low	Sept	Oct	Nov	Dec	Jan	Feb	Mar	Apr	May	June	July	Aug	Max
Red-throated Diver										N/C			
Great Northern Diver										N/C			
Little Grebe										N/C			
Great Crested Grebe										N/C			
Slavonian Grebe										N/C			
Black-necked Grebe										N/C			
Cormorant			1							N/C			1
Grey Heron										N/C			
Mute Swan										N/C			
Bewick's Swan										N/C			
Whooper Swan										N/C			
Bean Goose										N/C			
Pink-footed Goose										N/C			
White-fronted Goose										N/C			
Greylag Goose	40	4	69	17	214		71	81	28	N/C	29	75	214
Canada Goose		102	55					8	7	N/C		4	102
Barnacle Goose										N/C			
Dark-bellied Brent Goose										N/C			
Pale-bellied Brent Goose										N/C			
Shelduck	28	56	18	17	26		11	37	107	N/C	25	14	107
Eurasian Wigeon		455	1800	354	566		120			N/C			1800
Gadwall										N/C			
Teal	7		53		7					N/C		1	53
Mallard	12		16							N/C			16
Pintail										N/C			
Shoveler										N/C			
Red-crested Pochard										N/C			
Pochard										N/C			
Tufted Duck										N/C			
Scaup										N/C			
Eider										N/C			
Long-tailed Duck										N/C			
Common Scoter										N/C			
Velvet Scoter										N/C			
Goldeneye										N/C			
Smew										N/C			
Red-breasted Merganser										N/C			
Goosander										N/C			
Ruddy Duck										N/C			
<b>Total wildfowl</b>	<b>87</b>	<b>617</b>	<b>2012</b>	<b>388</b>	<b>813</b>		<b>202</b>	<b>126</b>	<b>142</b>	<b>N/C</b>	<b>54</b>	<b>94</b>	<b>2293</b>
Moorhen										N/C			

Inner South B3 Low	Sept	Oct	Nov	Dec	Jan	Feb	Mar	Apr	May	June	July	Aug	Max
Coot										N/C			
Oystercatcher										N/C			
Avocet								3		N/C			3
Little Ringed Plover										N/C			
Ringed Plover										N/C		5	5
Golden Plover										N/C			
Grey Plover										N/C			
Lapwing			60						1	N/C	44		60
Knot										N/C			
Sanderling										N/C			
Little Stint										N/C			
Curlew Sandpiper										N/C			
Dunlin	15									N/C		15	15
Purple Sandpiper										N/C			
Ruff										N/C		6	6
Jack Snipe										N/C			
Common Snipe										N/C			
Woodcock										N/C			
Black-tailed Godwit										N/C			
Bar-tailed Godwit										N/C			
Whimbrel										N/C			
Curlew	14	6			1	2		2		N/C	4	8	14
Spotted Redshank										N/C			
Redshank	2		1						2	N/C	1		2
Greenshank										N/C			
Green Sandpiper										N/C			
Wood Sandpiper										N/C			
Common Sandpiper										N/C			
Turnstone										N/C			
<b>Total waders</b>	<b>31</b>	<b>6</b>	<b>61</b>		<b>1</b>	<b>2</b>		<b>5</b>	<b>3</b>	<b>N/C</b>	<b>49</b>	<b>34</b>	<b>105</b>
<b>Total wildfowl &amp; waders</b>	<b>118</b>	<b>623</b>	<b>2073</b>	<b>388</b>	<b>814</b>	<b>2</b>	<b>202</b>	<b>131</b>	<b>145</b>	<b>N/C</b>	<b>103</b>	<b>128</b>	<b>2398</b>

### Key species low tide

Inner South B3	Winter				Spring				Autumn		
	Species	Total	Month		%	Total	Month		%	Total	Month
Greylag Goose	69	Nov	33		71	Mar	14		29	Jul	11.1
Greylag Goose	17	Dec	26		81	Apr	45.5		75	Aug	39.4
Greylag Goose	214	Jan	58.8		28	May	13.2		40	Sept	5.3
Greylag Goose		Feb			n/c	Jun				Oct	
Canada Goose	55	Nov	93			Mar				Jul	
Canada Goose		Dec			8	Apr	3.7		4	Aug	2.3
Canada Goose		Jan			7	May	3			Sept	
Canada Goose		Feb			n/c	Jun			102	Oct	19.8
Shelduck		Nov				Mar				Jul	
Shelduck		Dec				Apr				Aug	
Shelduck		Jan			107	May	7.6			Sept	
Shelduck		Feb			n/c	Jun				Oct	
Wigeon	1800	Nov	47.5		120	Mar	6.6			Jul	
Wigeon	354	Dec	14.5			Apr				Aug	
Wigeon	566	Jan	19.9			May				Sept	
Wigeon		Feb			n/c	Jun				Oct	
Teal	53	Nov	5.5			Mar				Jul	
Teal		Dec				Apr				Aug	
Teal		Jan				May				Sept	
Teal		Feb			n/c	Jun				Oct	

### Recorded densities of key species

Densities pf <0.1 birds per ha not shown

Species	Nov	Dec	Jan	Feb	Mar	Apr	May	Jun	Jul	Aug	Sept	Oct	Max	month
Shelduck	0.23	0.21	0.33		0.14	0.46	1.34	n/c	0.31	0.18	0.35	0.7	1.34	May
Teal	0.66							n/c					0.66	Nov
Mallard	0.20							n/c			0.15		0.2	Nov
Shoveler								n/c						
Oystercatcher								n/c						
Avocet								n/c						
Ringed Plover								n/c						
Golden Plover								n/c						
Grey Plover								n/c						
Lapwing	0.75							n/c	0.55				0.75	Nov
Knot								n/c						
Sanderling								n/c						
Little Stint								n/c						
Curlew Sandpiper								n/c						
Dunlin								n/c		0.19	0.19		0.19	Aug/Sept
Black-tailed Godwit								n/c						
Bar-tailed Godwit								n/c						
Curlew								n/c		0.1	0.18		0.18	Sept
Redshank								n/c						
Turnstone								n/c						



## Sector Inner South C

### Sector Inner South C data

Inner South C Low	Sept	Oct	Nov	Dec	Jan	Feb	Mar	Apr	May	June	July	Aug	Max
Red-throated Diver													
Great Northern Diver													
Little Grebe													
Great Crested Grebe													
Slavonian Grebe													
Black-necked Grebe													
Cormorant													
Grey Heron													
Mute Swan													
Bewick's Swan													
Whooper Swan													
Bean Goose													
Pink-footed Goose	4		13		381								381
White-fronted Goose													
Greylag Goose													
Canada Goose													
Barnacle Goose													
Dark-bellied Brent Goose													
Pale-bellied Brent Goose													
Shelduck	450	349	154	173	120	105	128	132	68	305	241	6	450
Eurasian Wigeon	7		7		20								20
Gadwall													
Teal	530		5	50	29		2						530
Mallard	34	64	40	78	87		6	8		4	8	9	87
Pintail													
Shoveler	3												3
Red-crested Pochard													
Pochard													
Tufted Duck													
Scaup													
Eider													
Long-tailed Duck													
Common Scoter													
Velvet Scoter													
Goldeneye													
Smew													
Red-breasted Merganser													
Goosander													
Ruddy Duck													
<b>Total wildfowl</b>	<b>1028</b>	<b>413</b>	<b>219</b>	<b>301</b>	<b>637</b>	<b>105</b>	<b>136</b>	<b>140</b>	<b>68</b>	<b>309</b>	<b>249</b>	<b>15</b>	<b>1471</b>

Inner South C Low	Sept	Oct	Nov	Dec	Jan	Feb	Mar	Apr	May	June	July	Aug	Max
Moorhen													
Coot													
Oystercatcher											1		1
Avocet								2					2
Little Ringed Plover													
Ringed Plover												30	30
Golden Plover	193				60	25	452				5	725	725
Grey Plover	1	15											15
Lapwing			45	500	812	50	6	2			282	130	812
Knot													
Sanderling	1												1
Little Stint	5												5
Curlew Sandpiper													
Dunlin		200	35	81	105	165					16	350	350
Purple Sandpiper													
Ruff	2											2	2
Jack Snipe													
Common Snipe													
Woodcock													
Black-tailed Godwit	76	1											76
Bar-tailed Godwit													
Whimbrel													
Curlew	40	46	22	78	98	86	74	1			31	65	98
Spotted Redshank													
Redshank	25	20	38	29	31		4	3			3	28	38
Greenshank												1	1
Green Sandpiper													
Wood Sandpiper													
Common Sandpiper												1	1
Turnstone													
<b>Total waders</b>	<b>343</b>	<b>282</b>	<b>140</b>	<b>688</b>	<b>1106</b>	<b>326</b>	<b>536</b>	<b>8</b>			<b>338</b>	<b>1332</b>	<b>2157</b>
<b>Total wildfowl &amp; waders</b>	<b>1371</b>	<b>695</b>	<b>359</b>	<b>989</b>	<b>1743</b>	<b>431</b>	<b>672</b>	<b>148</b>	<b>68</b>	<b>309</b>	<b>587</b>	<b>1347</b>	<b>3628</b>

## Key species low tide

Inner South C Species	Winter				Spring				Autumn		
	Total	Month	%		Total	Month	%		Total	Month	%
Pink-footed Goose		Nov				Mar				Jul	
Pink-footed Goose		Dec				Apr				Aug	
Pink-footed Goose	381	Jan	99			May				Sept	
Pink-footed Goose		Feb				Jun				Oct	
Shelduck	154	Nov	6.5		128	Mar	5.3		241	Jul	18.8
Shelduck	173	Dec	8.1		132	Apr	6.4			Aug	
Shelduck	120	Jan	5.6		68	May	4.8		450	Sept	9.4
Shelduck	105	Feb	4.2		305	Jun	18.5		349	Oct	10.2
Teal		Nov				Mar				Jul	
Teal	50	Dec	3.6			Apr				Aug	
Teal	29	Jan	3.9			May			530	Sept	25
Teal		Feb				Jun				Oct	
Mallard	40	Nov	3.2			Mar				Jul	
Mallard	78	Dec	5.2		8	Apr	4.2			Aug	
Mallard	87	Jan	5.9			May				Sept	
Mallard		Feb				Jun			64	Oct	5.4
Avocet		Nov				Mar				Jul	
Avocet		Dec			2	Apr	29			Aug	
Avocet		Jan				May				Sept	
Avocet		Feb				Jun				Oct	
Ringed Plover		Nov				Mar				Jul	
Ringed Plover		Dec				Apr			30	Aug	2.7
Ringed Plover		Jan				May				Sept	
Ringed Plover		Feb				Jun				Oct	
Golden Plover		Nov			452	Mar	20.6			Jul	
Golden Plover		Dec				Apr			725	Aug	5.8
Golden Plover		Jan				May				Sept	
Golden Plover		Feb				Jun				Oct	
Lapwing		Nov				Mar			282	Jul	12.1
Lapwing		Dec			2	Apr	4.5		130	Aug	3.6
Lapwing	812	Jan	3.7			May				Sept	
Lapwing		Feb				Jun				Oct	
Dunlin		Nov				Mar				Jul	

Inner South C Species	Winter				Spring				Autumn		
	Total	Month	%		Total	Month	%		Total	Month	%
Dunlin		Dec				Apr			350	Aug	6.2
Dunlin		Jan				May				Sept	
Dunlin		Feb				Jun				Oct	
Ruff		Nov				Mar				Jul	
Ruff		Dec				Apr			2	Aug	2.9
Ruff		Jan				May				Sept	
Ruff		Feb				Jun				Oct	
Black-tailed Godwit		Nov				Mar				Jul	
Black-tailed Godwit		Dec				Apr				Aug	
Black-tailed Godwit		Jan				May			76	Sept	9
Black-tailed Godwit		Feb				Jun				Oct	
Curlew		Nov			74	Mar	3.2			Jul	
Curlew	78	Dec	5.4			Apr			65	Aug	1.9
Curlew	98	Jan	5.1			May				Sept	
Curlew	86	Feb	3.3			Jun				Oct	

## Recorded densities of key species

Densities  $\leq 0.1$  birds per ha not shown

Species	Nov	Dec	Jan	Feb	Mar	Apr	May	Jun	Jul	Aug	Sept	Oct	Max	month
Shelduck	2.57	2.9	2	1.75	2.13	2.2	1.13	5.08	4.02	0.1	7.5	5.82	7.5	Sept
Teal		0.88	0.48								8.83		8.83	Sept
Mallard		1.3	1.45		0.1	0.13				0.15	0.57	1.07	1.45	Jan
Shoveler														
Oystercatcher														
Avocet														
Ringed Plover										0.5			0.5	Aug
Golden Plover			1	0.42	7.53					12.08	3.22		12.08	Aug
Grey Plover												0.25	0.25	Oct
Lapwing	0.75	8.33	13.5	0.83					4.7	2.17			13.5	Jan
Knot														
Sanderling														
Little Stint														
Curllew Sandpiper														
Dunlin	0.58	1.35	1.75	2.75					0.27	5.83		3.33	5.83	Aug
Black-tailed Godwit														
Bar-tailed Godwit														
Curllew	0.37	1.3	1.63	1.43	1.23				0.52	1.08	0.66	0.77	1.63	Jan
Redshank	0.63	0.48	0.52							0.47	0.42	0.33	0.63	Nov
Turnstone														

## Sector Inner South D

### Sector Inner South D data

Inner South D Low	Sept	Oct	Nov	Dec	Jan	Feb	Mar	Apr	May	June	July	Aug	Max
Red-throated Diver													
Great Northern Diver													
Little Grebe													
Great Crested Grebe													
Slavonian Grebe													
Black-necked Grebe													
Cormorant	6	7	11	5	8	7	18	2	3			4	18
Grey Heron	8	8	4	2	2			1		2	2	7	8
Mute Swan					4								4
Bewick's Swan													
Whooper Swan													
Bean Goose													
Pink-footed Goose		497			4	60							497
White-fronted Goose		5			1		1						5
Greylag Goose	17	11	6	2	42	2	7	3	22			12	42
Canada Goose	204	414	4	5	3	50	206	161	136	178	100	94	414
Barnacle Goose													
Dark-bellied Brent Goose													
Pale-bellied Brent Goose													
Shelduck	736	464	424	245	350	260	381	396	372	324	406	551	736
Eurasian Wigeon	75	500	200	250	400	285	116	43					500
Gadwall												15	15
Teal	847	774	400	200	300	40	26	47	2	9	48	1080	1080
Mallard		96	120	110	150	51	12	10	16	26	15	17	150
Pintail		10			1								10
Shoveler	4	2	12			16		7	1	5	2	182	182
Red-crested Pochard													
Pochard						1				1			1
Tufted Duck						6	3	6	4	3	7		7
Scaup													
Eider													
Long-tailed Duck													
Common Scoter													
Velvet Scoter													
Goldeneye			2										2
Smew					1								1
Red-breasted Merganser													
Goosander													
Ruddy Duck													
<b>Total wildfowl</b>	<b>1897</b>	<b>2788</b>	<b>1183</b>	<b>819</b>	<b>1266</b>	<b>778</b>	<b>770</b>	<b>676</b>	<b>556</b>	<b>548</b>	<b>580</b>	<b>1962</b>	<b>3672</b>

Inner South D Low	Sept	Oct	Nov	Dec	Jan	Feb	Mar	Apr	May	June	July	Aug	Max
Moorhen													
Coot							2						2
Oystercatcher	6	4	1	1		9	12	14	18	12	28	3	28
Avocet	45	19	3				1	9	7	15	137	115	137
Little Ringed Plover									2	2	2		2
Ringed Plover	80	30		40	39		37	13	200	4	28	330	330
Golden Plover		2722		1	800	553					905	1200	2722
Grey Plover		14	18	1	1	1			4	1		6	18
Lapwing	130	702	484	140	370	517	17	6	4	84	232	160	702
Knot		2										2	2
Sanderling													
Little Stint	31		1									1	31
Curlew Sandpiper	16	2											16
Dunlin	1130	1694	920	2100	1400	850	1487	900	500		1042	340	2100
Purple Sandpiper													
Ruff		9									1	1	9
Jack Snipe													
Common Snipe												8	8
Woodcock													
Black-tailed Godwit		25									28	116	116
Bar-tailed Godwit	30	18					2	3			2	1	30
Whimbrel											2		2
Curlew	500	417	204	45	39	158	161	623	60	65	568	351	568
Spotted Redshank	1												1
Redshank	379	212	169	7	66	43	12	21	4	4	169	433	433
Greenshank	12	1											12
Green Sandpiper													
Wood Sandpiper													
Common Sandpiper	1								3		10	2	10
Turnstone		1										6	6
<b>Total waders</b>	<b>2361</b>	<b>5872</b>	<b>1800</b>	<b>2335</b>	<b>2715</b>	<b>2131</b>	<b>1731</b>	<b>1589</b>	<b>802</b>	<b>187</b>	<b>3154</b>	<b>3075</b>	<b>7285</b>
<b>Total wildfowl &amp; waders</b>	<b>4258</b>	<b>8660</b>	<b>2983</b>	<b>3154</b>	<b>3981</b>	<b>2909</b>	<b>2501</b>	<b>2265</b>	<b>1358</b>	<b>735</b>	<b>3734</b>	<b>5037</b>	<b>10957</b>

## Key species low tide

Inner South D Species	Winter				Spring				Autumn		
	Total	Month	%		Total	Month	%		Total	Month	%
Cormorant	11	Nov	7.2		18	Mar	30.5			Jul	
Cormorant	5	Dec	5			Apr			4	Aug	7.7
Cormorant	8	Jan	8.9		3	May	15		6	Sept	5.4
Cormorant	7	Feb	14			Jun			7	Oct	7
Pink-footed Goose		Nov				Mar				Jul	
Pink-footed Goose		Dec				Apr				Aug	
Pink-footed Goose		Jan				May				Sept	
Pink-footed Goose	60	Feb	100			Jun			497	Oct	95
Greylag Goose		Nov				Mar				Jul	
Greylag Goose		Dec				Apr			12	Aug	6.3
Greylag Goose	42	Jan	11.5		22	May	10.4			Sept	
Greylag Goose		Feb				Jun				Oct	
Canada Goose		Nov			206	Mar	66		100	Jul	28.8
Canada Goose		Dec			161	Apr	75.6		94	Aug	54.7
Canada Goose		Jan			136	May	59		204	Sept	96
Canada Goose	50	Feb	25.5		178	Jun	62.7		414	Oct	80
Shelduck	424	Nov	18		381	Mar	15.9		406	Jul	18.2
Shelduck	245	Dec	11.5		396	Apr	19.2		551	Aug	19.6
Shelduck	350	Jan	16.5		372	May	26.3		736	Sept	15.4
Shelduck	260	Feb	10.6		324	Jun	19.6		464	Oct	13.6
Wigeon	200	Nov	5.2		116	Mar	6.4			Jul	
Wigeon	250	Dec	10.2		43	Apr	19.7			Aug	
Wigeon	400	Jan	14			May			75	Sept	16.5
Wigeon	285	Feb	11.8			Jun			500	Oct	20.9
Teal	400	Nov	41.6		26	Mar	18.6		48	Jul	26.2
Teal	200	Dec	14.5		47	Apr	40.2		1080	Aug	87.9
Teal	300	Jan	41.2		2	May	28.6		847	Sept	39.9
Teal	40	Feb	11.2		9	Jun	21		774	Oct	60
Mallard	120	Nov	9.6		12	Mar	3.3		15	Jul	3.4
Mallard	110	Dec	7.4		10	Apr	5.2		17	Aug	2.2
Mallard	150	Jan	10.2		16	May	5.2			Sept	
Mallard	51	Feb	8.7		25	Jun	4.7		96	Oct	8



Inner South D Species	Winter				Spring				Autumn		
	Total	Month	%		Total	Month	%		Total	Month	%
Shoveler		Nov				Mar				Jul	
Shoveler		Dec				Apr		182		Aug	89.7
Shoveler		Jan				May				Sept	
Shoveler		Feb				Jun				Oct	
Oystercatcher		Nov				Mar		28		Jul	2.9
Oystercatcher		Dec				Apr				Aug	
Oystercatcher		Jan			18	May	2.3			Sept	
Oystercatcher		Feb			12	Jun	2.6			Oct	
Avocet		Nov			1	Mar	2	137		Jul	95.8
Avocet		Dec			9	Apr	12.9	115		Aug	100
Avocet		Jan			7	May	11.9	45		Sept	100
Avocet		Feb			15	Jun	30.6	19		Oct	100
Ringed Plover		Nov			37	Mar	26.6	28		Jul	26.2
Ringed Plover	40	Dec	11.6		13	Apr	6.7	330		Aug	29.9
Ringed Plover	39	Jan	8.2		200	May	12.7	80		Sept	8.5
Ringed Plover		Feb			4	Jun	4	30		Oct	5.7
Golden Plover		Nov				Mar		905		Jul	23.8
Golden Plover		Dec				Apr		1200		Aug	9.6
Golden Plover	800	Jan	5.2		4	May	36.4			Sept	
Golden Plover	553	Feb	11.7			Jun		2722		Oct	17.5
Grey Plover	18	Nov	2			Mar				Jul	
Grey Plover		Dec				Apr				Aug	
Grey Plover		Jan				May				Sept	
Grey Plover		Feb			1	Jun	4.2			Oct	
Lapwing	484	Nov	6.2		17	Mar	15	232		Jul	9.9
Lapwing		Dec			6	Apr	13.6	160		Aug	4.4
Lapwing		Jan			4	May	6.6	130		Sept	4.3
Lapwing	517	Feb	13.6		84	Jun	18.1	702		Oct	19.7
Dunlin	920	Nov	5.4		1487	Mar	10.1	1042		Jul	5.7
Dunlin	2100	Dec	12.9		900	Apr	7.9	340		Aug	6
Dunlin	1400	Jan	8.2		500	May	4.7	1130		Sept	6.3
Dunlin	850	Feb	6			Jun		1694		Oct	8.8
Ruff		Nov				Mar		1		Jul	3.4
Ruff		Dec				Apr				Aug	

Inner South D Species	Winter				Spring				Autumn		
	Total	Month	%		Total	Month	%		Total	Month	%
Ruff		Jan				May				Sept	
Ruff		Feb				Jun				Oct	
Black-tailed Godwit		Nov				Mar			28	Jul	57.1
Black-tailed Godwit		Dec				Apr			116	Aug	12.4
Black-tailed Godwit		Jan				May				Sept	
Black-tailed Godwit		Feb				Jun			25	Oct	3.4
Bar-tailed Godwit		Nov				Mar				Jul	
Bar-tailed Godwit		Dec			3	Apr	4.3			Aug	
Bar-tailed Godwit		Jan				May			30	Sept	2.5
Bar-tailed Godwit		Feb				Jun				Oct	
Whimbrel		Nov				Mar			2	Jul	4.8
Whimbrel		Dec				Apr				Aug	
Whimbrel		Jan				May				Sept	
Whimbrel		Feb				Jun				Oct	
Curlew	204	Nov	9.5		161	Mar	7.1		568	Jul	25.2
Curlew	45	Dec	3.1		623	Apr	21		351	Aug	10.4
Curlew	39	Jan	2		60	May	11.8		500	Sept	17.4
Curlew	158	Feb	6.1		65	Jun	13.3		417	Oct	15.4
Redshank	169	Nov	3.8			Mar			169	Jul	5.4
Redshank		Dec				Apr			433	Aug	14.5
Redshank	66	Jan	2.2		4	May	2.9		379	Sept	4.8
Redshank		Feb			4	Jun	2.9		212	Oct	3.1
Common Sandpiper		Nov				Mar			10	Jul	71.4
Common Sandpiper		Dec				Apr			2	Aug	9
Common Sandpiper		Jan				May				Sept	
Common Sandpiper		Feb				Jun				Oct	

## Recorded densities of key species

Densities pf <0.1 birds per ha not shown

Species	Nov	Dec	Jan	Feb	Mar	Apr	May	Jun	Jul	Aug	Sept	Oct	Max	month
Shelduck	1.51	0.88	1.25	0.93	1.36	1.41	1.33	1.16	1.45	1.97	2.63	1.66	2.63	Sept
Teal	1.42	0.71	1.07	0.14		0.17			0.17	3.86	3.03	2.76	3.86	Aug
Mallard	0.43	0.39	0.54	0.18								0.34	0.54	Jan
Shoveler										0.65			0.65	Aug
Oystercatcher									0.1				0.1	Jul
Avocet									0.49	0.41	0.16		0.49	Jul
Ringed Plover		0.14	0.14		0.13		0.71		0.1	1.18	0.29	0.11	1.18	Aug
Golden Plover			2.86	1.98					3.2	4.29		9.72	9.72	Oct
Grey Plover														
Lapwing	1.71	0.5	1.32	1.85				0.3	0.83	0.57	0.46	2.51	2.51	Oct
Knot														
Sanderling														
Little Stint											0.11		0.11	Sept
Curllew Sandpiper														
Dunlin	3.29	7.5	5	3.04	5.31	3.21	1.79		3.72	1.21	4.04	6.05	7.5	Dec
Black-tailed Godwit									0.1	0.41			0.41	Aug
Bar-tailed Godwit											0.11		0.11	Sept
Curllew	0.73	0.16	0.14	0.56	0.58	2.23	0.21	0.23	2.03	1.25	1.79	1.49	2.23	Apr
Redshank	0.6		0.24	0.15					0.6	1.55	1.35	0.76	1.55	Aug
Turnstone														

## Sub sector Inner South E1

### Sector Inner South E1 data

Inner South E1 Low	Sept	Oct	Nov	Dec	Jan	Feb	Mar	Apr	May	June	July	Aug	Max
Red-throated Diver													
Great Northern Diver													
Little Grebe													
Great Crested Grebe													
Slavonian Grebe													
Black-necked Grebe													
Cormorant													
Grey Heron			1	1						1			1
Mute Swan													
Bewick's Swan													
Whooper Swan													
Bean Goose													
Pink-footed Goose													
White-fronted Goose													
Greylag Goose													
Canada Goose				74	96	100	20			9	37	38	100
Barnacle Goose													
Dark-bellied Brent Goose													
Pale-bellied Brent Goose													
Shelduck			5	2	48	44	83	39	28	11			83
Eurasian Wigeon						20							
Gadwall													
Teal						4							4
Mallard									4				4
Pintail													
Shoveler													
Red-crested Pochard													
Pochard													
Tufted Duck													
Scaup													
Eider													
Long-tailed Duck													
Common Scoter													
Velvet Scoter													
Goldeneye													
Smew													
Red-breasted Merganser													
Goosander													
Ruddy Duck													
<b>Total wildfowl</b>			6	77	144	168	103	39	32	21	37	38	192

Inner South E1 Low	Sept	Oct	Nov	Dec	Jan	Feb	Mar	Apr	May	June	July	Aug	Max
Moorhen													
Coot													
Oystercatcher							10	57	25	21	5	1	57
Avocet													
Little Ringed Plover											2		2
Ringed Plover	60		74			13	16	28	150			1	150
Golden Plover		200	3000								395	169	3000
Grey Plover													
Lapwing		420	477	260							33	18	477
Knot													
Sanderling													
Little Stint	4												4
Curlew Sandpiper	2												2
Dunlin	210	400	1000	15	300	550	12	89	100		36	4	1000
Purple Sandpiper													
Ruff	2										1		2
Jack Snipe													
Common Snipe													
Woodcock													
Black-tailed Godwit													
Bar-tailed Godwit		6	36	2	2	1							36
Whimbrel													
Curlew			33	31	53	53	128	58		7	1	33	128
Spotted Redshank													
Redshank	135	30	70	59	24	97	84	32			19	16	135
Greenshank			1										1
Green Sandpiper													
Wood Sandpiper													
Common Sandpiper													
Turnstone													
<b>Total waders</b>	<b>413</b>	<b>1056</b>	<b>4691</b>	<b>367</b>	<b>379</b>	<b>714</b>	<b>250</b>	<b>264</b>	<b>275</b>	<b>28</b>	<b>492</b>	<b>242</b>	<b>4994</b>
<b>Total wildfowl &amp; waders</b>	<b>413</b>	<b>1056</b>	<b>4697</b>	<b>444</b>	<b>523</b>	<b>882</b>	<b>353</b>	<b>303</b>	<b>307</b>	<b>49</b>	<b>529</b>	<b>280</b>	<b>5186</b>

## Key species low tide

Inner South E1		Winter			Spring			Autumn		
Species	Total	Month	%		Total	Month	%	Total	Month	%
Canada Goose		Nov			20	Mar	6.4	37	Jul	10.7
Canada Goose	74	Dec	69			Apr		38	Aug	22.1
Canada Goose	96	Jan	35.4			May			Sept	
Canada Goose	100	Feb	51		9	Jun	3.2		Oct	
Shelduck		Nov			83	Mar	3.5		Jul	
Shelduck		Dec				Apr			Aug	
Shelduck	48	Jan	2.3			May			Sept	
Shelduck		Feb				Jun			Oct	
Oystercatcher		Nov				Mar			Jul	
Oystercatcher		Dec			57	Apr	4.7		Aug	
Oystercatcher		Jan			25	May	3.3		Sept	
Oystercatcher		Feb			21	Jun	4.6		Oct	
Ringed Plover	74	Nov	16.1		16	Mar	11.5		Jul	
Ringed Plover		Dec			28	Apr	14.3		Aug	
Ringed Plover		Jan			150	May	9.5	60	Sept	6.4
Ringed Plover		Feb				Jun			Oct	
Golden Plover	3000	Nov	8.3			Mar		395	Jul	10.4
Golden Plover		Dec				Apr			Aug	
Golden Plover		Jan				May			Sept	
Golden Plover		Feb				Jun			Oct	
Lapwing	477	Nov	6.2			Mar			Jul	
Lapwing		Dec				Apr			Aug	
Lapwing		Jan				May			Sept	
Lapwing		Feb				Jun		420	Oct	11.8
Little Stint		Nov				Mar			Jul	
Little Stint		Dec				Apr			Aug	
Little Stint		Jan				May		4	Sept	5
Little Stint		Feb				Jun			Oct	
Curlew Sandpiper		Nov				Mar			Jul	
Curlew Sandpiper		Dec				Apr			Aug	
Curlew Sandpiper		Jan				May		2	Sept	3.3
Curlew Sandpiper		Feb				Jun			Oct	

Inner South E1		Winter			Spring			Autumn		
Species	Total	Month	%		Total	Month	%	Total	Month	%
Dunlin	1000	Nov	5.9			Mar			Jul	
Dunlin		Dec				Apr			Aug	
Dunlin		Jan				May			Sept	
Dunlin	550	Feb	3.9			Jun		400	Oct	2.1
Ruff		Nov				Mar		1	Jul	3.4
Ruff		Dec				Apr			Aug	
Ruff		Jan				May		2	Sept	2.3
Ruff		Feb				Jun			Oct	
Bar-tailed Godwit	36	Nov	8			Mar			Jul	
Bar-tailed Godwit		Dec				Apr			Aug	
Bar-tailed Godwit		Jan				May			Sept	
Bar-tailed Godwit		Feb				Jun			Oct	
Curlew		Nov			128	Mar	5.6		Jul	
Curlew	31	Dec	2.2			Apr			Aug	
Curlew	53	Jan	2.8			May			Sept	
Curlew	53	Feb	2.1			Jun			Oct	
Redshank		Nov			84	Mar	2.8		Jul	
Redshank		Dec				Apr			Aug	
Redshank		Jan				May			Sept	
Redshank	97	Feb	2.8			Jun			Oct	

### Recorded densities of key species

Densities pf <0.1 birds per ha not shown

Inner South E1 87 ha	Nov	Dec	Jan	Feb	Mar	Apr	May	Jun	Jul	Aug	Sept	Oct	Max	month
Shelduck			0.55	0.51	0.95	0.45	0.32	0.13					0.95	Mar
Teal														
Mallard														
Shoveler														
Oystercatcher					0.11	0.66	0.29	0.24					0.66	Apr
Avocet														
Ringed Plover	0.85			0.15	0.18	0.32	1.72				0.69		1.72	May
Golden Plover	34.50								4.54	1.94		2.3	34.5	Nov
Grey Plover														
Lapwing	5.48	2.99							0.38	0.21		4.8	5.48	Nov
Knot														
Sanderling														
Little Stint														
Curlew Sandpiper														
Dunlin	11.49	0.17	3.45	6.32	0.14	1.02	1.15		0.41		2.41	4.6	11.49	Nov
Black-tailed Godwit														
Bar-tailed Godwit	0.41												0.41	Nov
Curlew	0.38	0.36	0.61	0.61	1.47	0.67				0.38			1.47	Nov
Redshank	0.8	0.68	0.28	1.15	0.97	0.37			0.22	0.18	1.55	0.34	1.55	Sept



## Sub sector Inner South E2

### Sector Inner South E2 data

Inner South E2 Low	Sept	Oct	Nov	Dec	Jan	Feb	Mar	Apr	May	June	July	Aug	Max
Red-throated Diver												N/C	
Great Northern Diver												N/C	
Little Grebe												N/C	
Great Crested Grebe												N/C	
Slavonian Grebe												N/C	
Black-necked Grebe												N/C	
Cormorant									1			N/C	1
Grey Heron												N/C	
Mute Swan										2		N/C	2
Bewick's Swan												N/C	
Whooper Swan												N/C	
Bean Goose												N/C	
Pink-footed Goose												N/C	
White-fronted Goose												N/C	
Greylag Goose									2	6		N/C	6
Canada Goose												N/C	
Barnacle Goose												N/C	
Dark-bellied Brent Goose												N/C	
Pale-bellied Brent Goose												N/C	
Shelduck					1		1		3			N/C	3
Eurasian Wigeon												N/C	
Gadwall												N/C	
Teal					3							N/C	3
Mallard					5				2	5	1	N/C	5
Pintail												N/C	
Shoveler									3			N/C	3
Red-crested Pochard												N/C	
Pochard												N/C	
Tufted Duck												N/C	
Scaup												N/C	
Eider												N/C	
Long-tailed Duck												N/C	
Common Scoter												N/C	
Velvet Scoter												N/C	
Goldeneye												N/C	
Smew												N/C	
Red-breasted Merganser												N/C	
Goosander												N/C	
Ruddy Duck										1		N/C	1
<b>Total wildfowl</b>					<b>9</b>		<b>1</b>		<b>11</b>	<b>14</b>	<b>1</b>	<b>N/C</b>	<b>24</b>

Inner South E2 Low	Sept	Oct	Nov	Dec	Jan	Feb	Mar	Apr	May	June	July	Aug	Max
Moorhen												N/C	
Coot												N/C	
Oystercatcher											2	N/C	2
Avocet												N/C	
Little Ringed Plover												N/C	
Ringed Plover		1										N/C	1
Golden Plover												N/C	
Grey Plover												N/C	
Lapwing	1	35										N/C	35
Knot												N/C	
Sanderling												N/C	
Little Stint												N/C	
Curlew Sandpiper												N/C	
Dunlin		2										N/C	2
Purple Sandpiper												N/C	
Ruff												N/C	
Jack Snipe												N/C	
Common Snipe												N/C	
Woodcock												N/C	
Black-tailed Godwit												N/C	
Bar-tailed Godwit												N/C	
Whimbrel												N/C	
Curlew		2			1		1					N/C	2
Spotted Redshank												N/C	
Redshank	2	5	2	2	4							N/C	5
Greenshank												N/C	
Green Sandpiper												N/C	
Wood Sandpiper												N/C	
Common Sandpiper												N/C	
Turnstone												N/C	
<b>Total waders</b>	<b>3</b>	<b>45</b>	<b>2</b>	<b>2</b>	<b>5</b>	<b>0</b>	<b>1</b>	<b>0</b>	<b>11</b>	<b>14</b>	<b>2</b>	<b>N/C</b>	<b>47</b>
<b>Total wildfowl &amp; waders</b>	<b>3</b>	<b>45</b>	<b>2</b>	<b>2</b>	<b>14</b>	<b>0</b>	<b>2</b>	<b>0</b>	<b>11</b>	<b>14</b>	<b>3</b>	<b>N/C</b>	<b>71</b>

**Key species low tide**

Inner South E2	Winter				Spring				Autumn		
	Species	Total	Month		%	Total	Month		%	Total	Month
Greylag Goose			Nov				Mar				Jul
Greylag Goose			Dec				Apr		n/c		Aug
Greylag Goose			Jan				May				Sept
Greylag Goose			Feb		6		Jun	4.8			Oct

### Recorded densities of key species

Densities pf <0.1 birds per ha not shown

Inner South E2 8.4 ha	Nov	Dec	Jan	Feb	Mar	Apr	May	Jun	Jul	Aug	Sept	Oct	Max	month
Shelduck			0.12		0.12		0.36						0.36	May
Teal			0.36										0.36	Jan
Mallard			0.6				0.24	0.6					0.6	Jan/Jun
Shoveler														
Oystercatcher									0.24				0.24	Jul
Avocet														
Ringed Plover												0.12	0.12	Oct
Golden Plover														
Grey Plover														
Lapwing											0.12	4.17	4.17	Oct
Knot														
Sanderling														
Little Stint														
Curlew Sandpiper														
Dunlin												0.24	0.24	Oct
Black-tailed Godwit														
Bar-tailed Godwit														
Curlew			0.12		0.12									
Redshank	0.24	0.24	0.48								0.24	0.6	0.6	Oct
Turnstone														

## Sub sector Inner South F1

### Sector Inner South F1 data

Inner South F1 Low	Sept	Oct	Nov	Dec	Jan	Feb	Mar	Apr	May	June	July	Aug	Max
Red-throated Diver												N/C	
Great Northern Diver												N/C	
Little Grebe												N/C	
Great Crested Grebe												N/C	
Slavonian Grebe												N/C	
Black-necked Grebe												N/C	
Cormorant				2	6				2	2	2	N/C	6
Grey Heron			1		1						1	N/C	1
Mute Swan					6				9	2	8	N/C	9
Bewick's Swan												N/C	
Whooper Swan												N/C	
Bean Goose												N/C	
Pink-footed Goose												N/C	
White-fronted Goose												N/C	
Greylag Goose					15				4	34	14	N/C	34
Canada Goose										19	25	N/C	25
Barnacle Goose												N/C	
Dark-bellied Brent Goose												N/C	
Pale-bellied Brent Goose												N/C	
Shelduck									8	8		N/C	8
Eurasian Wigeon												N/C	
Gadwall					27							N/C	27
Teal					12						3	N/C	12
Mallard		5		1	38		3	2	42	69	93	N/C	93
Pintail												N/C	
Shoveler									2	11	7	N/C	11
Red-crested Pochard												N/C	
Pochard					10				6	4	4	N/C	10
Tufted Duck					14				10	3	8	N/C	14
Scaup												N/C	
Eider												N/C	
Long-tailed Duck												N/C	
Common Scoter												N/C	
Velvet Scoter												N/C	
Goldeneye					4							N/C	4
Smew					1							N/C	1
Red-breasted Merganser												N/C	
Goosander												N/C	
Ruddy Duck									4	1		N/C	4
Total wildfowl		5	1	3	134		3	2	87	153	165	N/C	259

Inner South F1 Low	Sept	Oct	Nov	Dec	Jan	Feb	Mar	Apr	May	June	July	Aug	Max
Moorhen				1								N/C	
Coot												N/C	
Oystercatcher								2				N/C	2
Avocet												N/C	
Little Ringed Plover												N/C	
Ringed Plover		1										N/C	1
Golden Plover					44							N/C	44
Grey Plover												N/C	
Lapwing				77	178						11	N/C	178
Knot												N/C	
Sanderling												N/C	
Little Stint												N/C	
Curlew Sandpiper												N/C	
Dunlin	30		4	126	40						1	N/C	126
Purple Sandpiper												N/C	
Ruff												N/C	
Jack Snipe												N/C	
Common Snipe			1									N/C	1
Woodcock												N/C	
Black-tailed Godwit	1											N/C	1
Bar-tailed Godwit												N/C	
Whimbrel												N/C	
Curlew	52			1	8	22	1		2			N/C	52
Spotted Redshank												N/C	
Redshank			6	7	43	5		2				N/C	43
Greenshank												N/C	
Green Sandpiper												N/C	
Wood Sandpiper												N/C	
Common Sandpiper												N/C	
Turnstone												N/C	
<b>Total waders</b>	<b>83</b>	<b>1</b>	<b>11</b>	<b>212</b>	<b>313</b>	<b>27</b>	<b>1</b>	<b>4</b>	<b>2</b>		<b>12</b>	<b>N/C</b>	<b>448</b>
<b>Total wildfowl &amp; waders</b>	<b>83</b>	<b>6</b>	<b>12</b>	<b>215</b>	<b>447</b>	<b>27</b>	<b>4</b>	<b>6</b>	<b>89</b>	<b>153</b>	<b>177</b>	<b>N/C</b>	<b>707</b>

## Key species low tide

Inner South F1	Winter				Spring				Autumn		
	Species	Total	Month		%	Total	Month		%	Total	Month
Cormorant			Nov			Mar			2	Jul	3.5
Cormorant			Dec			Apr			n/c	Aug	
Cormorant	6		Jan	6.8	2	May	10			Sept	
Cormorant			Feb			Jun				Oct	
Mute Swan			Nov			Mar			8	Jul	3.8
Mute Swan			Dec			Apr			n/c	Aug	
Mute Swan	6		Jan	2.4	9	May	5.1			Sept	
Mute Swan			Feb			Jun				Oct	
Greylag Goose			Nov			Mar			14	Jul	5.4
Greylag Goose			Dec			Apr			n/c	Aug	
Greylag Goose	15		Jan	4.1	4	May	2.2			Sept	
Greylag Goose			Feb		34	Jun	25			Oct	
Canada Goose			Nov			Mar			25	Jul	7.2
Canada Goose			Dec			Apr			n/c	Aug	
Canada Goose			Jan			May				Sept	
Canada Goose			Feb		19	Jun	6.7			Oct	
Gadwall			Nov			Mar				Jul	
Gadwall			Dec			Apr			n/c	Aug	
Gadwall	27		Jan	48		May				Sept	
Gadwall			Feb			Jun				Oct	
Mallard			Nov			Mar			93	Jul	21.2
Mallard			Dec			Apr			n/c	Aug	
Mallard	38		Jan	2.6	42	May	13.8			Sept	
Mallard			Feb		69	Jun	13			Oct	
Shoveler			Nov			Mar				Jul	
Shoveler			Dec			Apr			n/c	Aug	
Shoveler			Jan		2	May	6.3			Sept	
Shoveler			Feb			Jun				Oct	
Tufted Duck			Nov			Mar				Jul	
Tufted Duck			Dec			Apr			n/c	Aug	
Tufted Duck			Jan		10	May	15.4			Sept	
Tufted Duck			Feb			Jun				Oct	

### Recorded densities of key species

Densities pf <0.1 birds per ha not shown

Inner South F1 34 ha		Nov	Dec	Jan	Feb	Mar	Apr	May	Jun	Jul	Aug	Sept	Oct	Max	month
Species		Nov	Dec	Jan	Feb	Mar	Apr	May	Jun	Jul	Aug	Sept	Oct	Max	month
Species		Nov	Dec	Jan	Feb	Mar	Apr	May	Jun	Jul	Aug	Sept	Oct	Max	month
Shelduck								0.24	0.24		n/c			0.24	May/June
Teal				0.35							n/c			0.35	Jan
Mallard				1.12				1.24	2.03	2.74	n/c		0.15	2.74	Jul
Shoveler											n/c				
Oystercatcher											n/c				
Avocet											n/c				
Ringed Plover											n/c				
Golden Plover				1.29							n/c			1.29	Jan
Grey Plover											n/c				
Lapwing			2.26	5.24						0.32	n/c			5.24	Jan
Knot											n/c				
Sanderling											n/c				
Little Stint											n/c				
Curlew Sandpiper											n/c				
Dunlin			3.71	1.18							n/c	0.88		3.71	Dec
Black-tailed Godwit											n/c				
Bar-tailed Godwit											n/c				
Curlew				0.24	0.65						n/c	1.53		1.53	Sept
Redshank		0.18	0.21	1.26	0.15						n/c			1.26	Jan
Turnstone											n/c				



## Sub sector Inner South F2

### Sector Inner South F2 data

Inner South F2 Low	Sept	Oct	Nov	Dec	Jan	Feb	Mar	Apr	May	June	July	Aug	Max
Red-throated Diver													
Great Northern Diver													
Little Grebe													
Great Crested Grebe													
Slavonian Grebe													
Black-necked Grebe													
Cormorant	2	1	28	2	9	9	2			2	7	3	28
Grey Heron		1			1			2			2		2
Mute Swan			2	4	3		15	11	6	10	10	7	15
Bewick's Swan													
Whooper Swan													
Bean Goose													
Pink-footed Goose													
White-fronted Goose													
Greylag Goose					1		2	8	2			39	39
Canada Goose				28	170		14	3	12	5		25	170
Barnacle Goose													
Dark-bellied Brent Goose													
Pale-bellied Brent Goose													
Shelduck					1	4	6	8	10	7			10
Eurasian Wigeon					20								20
Gadwall					17		7	2	3	5		33	33
Teal				20	16		4					4	20
Mallard	2	11	2	18	10	10	37	42	43	38	20	19	43
Pintail													
Shoveler				4	4		4	1		1	3		4
Red-crested Pochard													
Pochard				10			19	16	3	19	41	33	41
Tufted Duck				11	17		60	45	30	9	121	164	164
Scaup													
Eider													
Long-tailed Duck							1	1					1
Common Scoter													
Velvet Scoter													
Goldeneye			2	1			118	3					118
Smew													
Red-breasted Merganser													
Goosander													
Ruddy Duck							11	16	10	2	9	12	16
<b>Total wildfowl</b>	<b>4</b>	<b>13</b>	<b>34</b>	<b>98</b>	<b>269</b>	<b>23</b>	<b>300</b>	<b>158</b>	<b>119</b>	<b>98</b>	<b>213</b>	<b>339</b>	<b>724</b>

Inner South F2 Low	Sept	Oct	Nov	Dec	Jan	Feb	Mar	Apr	May	June	July	Aug	Max
Moorhen													
Coot													
Oystercatcher	1	5	1			6	12	7					12
Avocet													
Little Ringed Plover													
Ringed Plover	2	2				1		2	6				6
Golden Plover					20							16	20
Grey Plover													
Lapwing	44	55	325	45	350	3					173	107	350
Knot	2												
Sanderling													
Little Stint													
Curlew Sandpiper													
Dunlin	14	58	88		376	248	32	45	10				376
Purple Sandpiper													
Ruff													
Jack Snipe													
Common Snipe													
Woodcock													
Black-tailed Godwit													
Bar-tailed Godwit													
Whimbrel	1								16				16
Curlew	4	3	21	1	6	5	16	12	32	17	6	24	32
Spotted Redshank													
Redshank	1	45	80	16	99	153	279	134			1		279
Greenshank													
Green Sandpiper													
Wood Sandpiper													
Common Sandpiper											1		1
Turnstone	32	28	143	3	73	53	169	94	28	1		102	169
<b>Total waders</b>	<b>101</b>	<b>196</b>	<b>658</b>	<b>65</b>	<b>924</b>	<b>469</b>	<b>508</b>	<b>294</b>	<b>92</b>	<b>18</b>	<b>181</b>	<b>249</b>	<b>1261</b>
<b>Total wildfowl &amp; waders</b>	<b>105</b>	<b>209</b>	<b>692</b>	<b>163</b>	<b>1193</b>	<b>492</b>	<b>808</b>	<b>452</b>	<b>211</b>	<b>116</b>	<b>394</b>	<b>588</b>	<b>1985</b>

## Key species low tide

Inner South F2	Winter				Spring				Autumn		
	Species	Total	Month		%	Total	Month		%	Total	Month
Cormorant	28	Nov	18.3		2	Mar	3.4		7	Jul	12.3
Cormorant	2	Dec	3.9			Apr			3	Aug	5.8
Cormorant	9	Jan	10.1			May				Sept	
Cormorant	9	Feb	18			Jun				Oct	
Mute Swan		Nov			15	Mar	10.3		10	Jul	4.7
Mute Swan		Dec			11	Apr	11.4		7	Aug	2.8
Mute Swan		Jan			6	May	3.4			Sept	
Mute Swan		Feb			10	Jun	7.1			Oct	
Greylag Goose		Nov				Mar				Jul	
Greylag Goose		Dec			8	Apr	4.5		39	Aug	20.5
Greylag Goose		Jan				May				Sept	
Greylag Goose		Feb				Jun				Oct	
Canada Goose		Nov			14	Mar	4.5			Jul	
Canada Goose	28	Dec	26.2			Apr			25	Aug	14.5
Canada Goose	170	Jan	62.7		12	May	5.2			Sept	
Canada Goose		Feb				Jun				Oct	
Gadwall		Nov			7	Mar	38.9			Jul	
Gadwall		Dec			2	Apr	16.6		33	Aug	56.9
Gadwall	17	Jan	30.3		3	May	13			Sept	
Gadwall		Feb				Jun				Oct	
Teal		Nov			4	Mar	2.9			Jul	
Teal	20	Dec	2.7			Apr				Aug	
Teal	16	Jan	4.5			May				Sept	
Teal		Feb				Jun				Oct	
Mallard		Nov			37	Mar	10.2		20	Jul	4.6
Mallard		Dec			42	Apr	21.9		19	Aug	2.4
Mallard		Jan			43	May	14.1			Sept	
Mallard		Feb			38	Jun	7.2			Oct	
Shoveler		Nov			4	Mar	7.8			Jul	
Shoveler	4	Dec	28.6			Apr				Aug	
Shoveler	4	Jan	30.1			May				Sept	
Shoveler		Feb				Jun				Oct	

Inner South F2 Species	Winter				Spring				Autumn		
	Total	Month	%		Total	Month	%		Total	Month	%
Pochard		Nov			19	Mar	57.6		41	Jul	70.7
Pochard	10	Dec	4.3		16	Apr	59.3		33	Aug	94.3
Pochard		Jan			3	May	12			Sept	
Pochard		Feb			19	Jun	59.4			Oct	
Tufted Duck		Nov			60	Mar	70		121	Jul	74.7
Tufted Duck	11	Dec	4.2		45	Apr	58.4		164	Aug	98.2
Tufted Duck	17	Jan	8.8		30	May	35.3			Sept	
Tufted Duck		Feb				Jun				Oct	
Goldeneye		Nov			118	Mar	96.7			Jul	
Goldeneye		Dec				Apr				Aug	
Goldeneye		Jan				May				Sept	
Goldeneye		Feb				Jun				Oct	
Lapwing	325	Nov	4.2			Mar			173	Jul	7.4
Lapwing		Dec				Apr			107	Aug	2.9
Lapwing		Jan				May				Sept	
Lapwing		Feb				Jun				Oct	
Dunlin		Nov				Mar				Jul	
Dunlin		Dec				Apr				Aug	
Dunlin	376	Jan	2.2			May				Sept	
Dunlin		Feb				Jun				Oct	
Whimbrel		Nov				Mar				Jul	
Whimbrel		Dec				Apr				Aug	
Whimbrel		Jan			16	May	36.4			Sept	
Whimbrel		Feb				Jun				Oct	
Curlew		Nov				Mar				Jul	
Curlew		Dec				Apr				Aug	
Curlew		Jan			32	May	6.3			Sept	
Curlew		Feb			17	Jun	3.5			Oct	
Redshank		Nov			279	Mar	7.4			Jul	
Redshank		Dec			134	Apr	2.6			Aug	
Redshank	99	Jan	3.4			May				Sept	
Redshank	153	Feb	4.4			Jun				Oct	
Common Sandpiper		Nov				Mar			1	Jul	7.1
Common Sandpiper		Dec				Apr				Aug	

Inner South F2 Species	Winter				Spring				Autumn		
	Total	Month	%		Total	Month	%		Total	Month	%
Common Sandpiper		Jan				May				Sept	
Common Sandpiper		Feb				Jun				Oct	
Turnstone	143	Nov	22.8		169	Mar	28.4			Jul	
Turnstone		Dec			74	Apr	23.4		102	Aug	30.6
Turnstone	73	Jan	10.6		28	May	22.8		32	Sept	7.8
Turnstone	53	Feb	10.3			Jun			28	Oct	6.8

### Recorded densities of key species

Densities pf <0.1 birds per ha not shown

Inner South F2 56 ha	Nov	Dec	Jan	Feb	Mar	Apr	May	Jun	Jul	Aug	Sept	Oct	Max	month
Shelduck					0.11	0.14	0.18	0.13					0.18	May
Teal		0.36	0.29										0.36	Dec
Mallard		0.32	0.18	0.18	0.66	0.75	0.77	0.68	0.36	0.34		0.2	0.75	Apr
Shoveler														
Oystercatcher				0.11	0.21	0.13							0.21	Mar
Avocet														
Ringed Plover							0.11						0.11	May
Golden Plover			0.36							0.29			0.36	Jan
Grey Plover														
Lapwing	5.80	0.8	6.25						3.09	1.91	0.79	0.98	6.25	Jan
Knot														
Sanderling														
Little Stint														
Curlew Sandpiper														
Dunlin	1.57		6.71	4.43	0.57	0.8	0.18			0.25	1.04		6.71	Jan
Black-tailed Godwit														
Bar-tailed Godwit														
Curlew	0.38		0.11		0.29	0.21	0.57	0.3	0.11	0.43			0.57	May
Redshank	1.43	0.29	1.77	2.73	4.98	2.39						0.8	4.98	Mar
Turnstone	2.55		1.3	0.95	3.02	1.68	0.5			1.82	0.57	0.5	3.02	Mar

## Sub sector Inner South F3

### Sector Inner South F3 data

Inner South F3 Low	Sept	Oct	Nov	Dec	Jan	Feb	Mar	Apr	May	June	July	Aug	Max
Red-throated Diver													
Great Northern Diver													
Little Grebe					2								2
Great Crested Grebe													
Slavonian Grebe													
Black-necked Grebe													
Cormorant		2	5	3	1	1							5
Grey Heron		1	2						1	1			2
Mute Swan	21	7	24		21	33		2	18	34		26	34
Bewick's Swan			3										3
Whooper Swan				3	3					1		2	3
Bean Goose													
Pink-footed Goose													
White-fronted Goose													
Greylag Goose													
Canada Goose													
Barnacle Goose													
Dark-bellied Brent Goose													
Pale-bellied Brent Goose													
Shelduck					1	2	8	2	2				8
Eurasian Wigeon													
Gadwall													
Teal			14	17									17
Mallard	15	39		43	51	6	22	4				22	51
Pintail													
Shoveler													
Red-crested Pochard													
Pochard					4								4
Tufted Duck				4	6	12							12
Scaup													
Eider													
Long-tailed Duck													
Common Scoter													
Velvet Scoter													
Goldeneye				1									1
Smew				3									3
Red-breasted Merganser													
Goosander													
Ruddy Duck													
<b>Total wildfowl</b>	<b>36</b>	<b>49</b>	<b>48</b>	<b>74</b>	<b>89</b>	<b>54</b>	<b>30</b>	<b>8</b>	<b>21</b>	<b>36</b>		<b>50</b>	<b>145</b>

Inner South F3 Low	Sept	Oct	Nov	Dec	Jan	Feb	Mar	Apr	May	June	July	Aug	Max
Moorhen					4								4
Coot					6								6
Oystercatcher		3									2		3
Avocet													
Little Ringed Plover							1						1
Ringed Plover		1											1
Golden Plover													
Grey Plover													
Lapwing	26	7			105							55	105
Knot													
Sanderling													
Little Stint													
Curlew Sandpiper													
Dunlin		86	115	224	130	6							224
Purple Sandpiper													
Ruff													
Jack Snipe													
Common Snipe													
Woodcock													
Black-tailed Godwit		6	1										6
Bar-tailed Godwit		1											1
Whimbrel													
Curlew	2	3	2				7	1	1		1	2	7
Spotted Redshank													
Redshank		30	79	252	113	11	24	10					252
Greenshank													
Green Sandpiper													
Wood Sandpiper													
Common Sandpiper													
Turnstone	3	42	7	170	56		2						170
<b>Total waders</b>	<b>31</b>	<b>179</b>	<b>204</b>	<b>646</b>	<b>414</b>	<b>17</b>	<b>34</b>	<b>11</b>	<b>1</b>		<b>3</b>	<b>57</b>	<b>780</b>
<b>Total wildfowl &amp; waders</b>	<b>67</b>	<b>228</b>	<b>252</b>	<b>720</b>	<b>503</b>	<b>71</b>	<b>64</b>	<b>19</b>	<b>22</b>	<b>36</b>	<b>3</b>	<b>107</b>	<b>925</b>



## Key species low tide

Inner South F3 Species	Winter				Spring				Autumn		
	Total	Month	%		Total	Month	%		Total	Month	%
Cormorant	5	Nov	3.3			Mar				Jul	
Cormorant	3	Dec	5.9			Apr				Aug	
Cormorant		Jan				May				Sept	
Cormorant		Feb				Jun				Oct	
Mute Swan	24	Nov	10.2			Mar				Jul	
Mute Swan		Dec				Apr			26	Aug	10.4
Mute Swan	21	Jan	8.3		18	May	10.2		21	Sept	13.1
Mute Swan	33	Feb	20.5		34	Jun	24.3		7	Oct	3.3
Mallard		Nov			22	Mar	6.1			Jul	
Mallard	43	Dec	2.9		4	Apr	2.1		22	Aug	2.8
Mallard	51	Jan	3.5			May				Sept	
Mallard		Feb				Jun			39	Oct	3.3
Redshank		Nov				Mar				Jul	
Redshank	252	Dec	4.9			Apr				Aug	
Redshank	113	Jan	3.9			May				Sept	
Redshank		Feb				Jun				Oct	
Turnstone		Nov				Mar				Jul	
Turnstone	170	Dec	22.8			Apr				Aug	
Turnstone	56	Jan	8.1			May				Sept	
Turnstone		Feb				Jun				Oct	

### Recorded densities of key species

Densities pf <0.1 birds per ha not shown

Inner South F3 29 ha	Species	Nov	Dec	Jan	Feb	Mar	Apr	May	Jun	Jul	Aug	Sept	Oct	Max	month
	Shelduck					0.28								0.28	Mar
	Teal	0.48	0.59											0.59	Dec
	Mallard		1.48	1.76	0.21	0.76					0.76	0.52	1.34	1.76	Jan
	Shoveler														
	Oystercatcher												0.1	0.1	Oct
	Avocet														
	Ringed Plover														
	Golden Plover														
	Grey Plover														
	Lapwing			3.62							1.9	0.9	0.24	3.62	Jan
	Knot														
	Sanderling														
	Little Stint														
	Curlew Sandpiper														
	Dunlin	3.97	7.7	4.48	0.21								2.97	7.7	Dec
	Black-tailed Godwit												0.21	0.21	Oct
	Bar-tailed Godwit														
	Curlew					0.24							0.1	0.24	Mar
	Redshank	2.72	8.69	3.9	0.38	0.83	0.34						1.03	8.69	Dec
	Turnstone	0.24	5.86	1.93								0.1	1.45	5.86	Dec

## Sector Inner South G

### Sector Inner South G data

Inner South G Low	Sept	Oct	Nov	Dec	Jan	Feb	Mar	Apr	May	June	July	Aug	Max
Red-throated Diver													
Great Northern Diver													
Little Grebe					2								2
Great Crested Grebe													
Slavonian Grebe													
Black-necked Grebe													
Cormorant		1	5	2	4								5
Grey Heron			3	2					1		2		3
Mute Swan	131	200	207	298	213	120	123	75	131	78	190	214	298
Bewick's Swan													
Whooper Swan			10	13	10	11	4			1			13
Bean Goose													
Pink-footed Goose													
White-fronted Goose													
Greylag Goose													
Canada Goose													
Barnacle Goose													
Dark-bellied Brent Goose													
Pale-bellied Brent Goose													
Shelduck				2	3	15	24	20	11	4			24
Eurasian Wigeon				8									8
Gadwall													
Teal				14		2							14
Mallard	25	180	279	361	219	204	90	12	1	8	8	96	361
Pintail			1	1		1	1						1
Shoveler													
Red-crested Pochard													
Pochard				225	88	100							225
Tufted Duck			5	237	150	30							237
Scaup			3	12	1								12
Eider													
Long-tailed Duck													
Common Scoter			12	1	16								16
Velvet Scoter													
Goldeneye			74	560	246	100							560
Smew				3	1								3
Red-breasted Merganser													
Goosander													
Ruddy Duck					1								1
<b>Total wildfowl</b>	<b>156</b>	<b>381</b>	<b>599</b>	<b>1739</b>	<b>954</b>	<b>583</b>	<b>242</b>	<b>107</b>	<b>144</b>	<b>91</b>	<b>200</b>	<b>310</b>	<b>1783</b>

Inner South G Low	Sept	Oct	Nov	Dec	Jan	Feb	Mar	Apr	May	June	July	Aug	Max
Moorhen					35	28							35
Coot					6	11							11
Oystercatcher			1										1
Avocet													
Little Ringed Plover													
Ringed Plover	28	38	48		4								48
Golden Plover	910	850	1650	147	126	310					69	36	1650
Grey Plover		5	3	1									5
Lapwing	40	372	550	1800	650	32					70	62	1800
Knot			1										1
Sanderling													
Little Stint	4												4
Curlew Sandpiper	1												1
Dunlin	93	168	886	339	1624	258	23				5	2	1624
Purple Sandpiper													
Ruff		9											9
Jack Snipe													
Common Snipe													
Woodcock													
Black-tailed Godwit		6	11										11
Bar-tailed Godwit	2	1											2
Whimbrel	1								3			1	3
Curlew	45	52	17	19	5	78	47	77	22		52	78	78
Spotted Redshank													
Redshank	18	34	144	97	64	140	70	39			1		144
Greenshank													
Green Sandpiper													
Wood Sandpiper													
Common Sandpiper	1												1
Turnstone	96	93	194	275	180	152	84					14	275
<b>Total waders</b>	<b>1239</b>	<b>1628</b>	<b>3505</b>	<b>2678</b>	<b>2694</b>	<b>1009</b>	<b>224</b>	<b>116</b>	<b>25</b>		<b>197</b>	<b>193</b>	<b>5703</b>
<b>Total wildfowl &amp; waders</b>	<b>1395</b>	<b>2009</b>	<b>4104</b>	<b>4417</b>	<b>3648</b>	<b>1592</b>	<b>466</b>	<b>223</b>	<b>169</b>	<b>91</b>	<b>397</b>	<b>503</b>	<b>7486</b>

## Key species low tide

Inner South G	Winter				Spring				Autumn		
	Species	Total	Month		%	Total	Month		%	Total	Month
Mute Swan	207	Nov	88		123	Mar	84.2		190	Jul	90
Mute Swan	298	Dec	95.8		75	Apr	78		214	Aug	85.3
Mute Swan	213	Jan	84.5		131	May	74.4		131	Sept	81
Mute Swan	120	Feb	74.5		78	Jun	58.2		200	Oct	93.4
Mallard	279	Nov	22.4			Mar				Jul	
Mallard	361	Dec	24.3			Apr			96	Aug	12.2
Mallard	219	Jan	14.9		90	May	24.9		25	Sept	3.2
Mallard	204	Feb	35		12	Jun	6.3		180	Oct	15.2
Pochard		Nov				Mar				Jul	
Pochard	225	Dec	95.7			Apr				Aug	
Pochard	88	Jan	77			May				Sept	
Pochard	100	Feb	75.7			Jun				Oct	
Tufted Duck		Nov				Mar				Jul	
Tufted Duck	273	Dec	91.1			Apr				Aug	
Tufted Duck	150	Jan	78.1			May				Sept	
Tufted Duck	30	Feb	47.6			Jun				Oct	
Goldeneye	74	Nov	91.3			Mar				Jul	
Goldeneye	560	Dec	98.7			Apr				Aug	
Goldeneye	246	Jan	96			May				Sept	
Goldeneye	100	Feb	99			Jun				Oct	
Ringed Plover	48	Nov	10.4			Mar				Jul	
Ringed Plover		Dec				Apr				Aug	
Ringed Plover		Jan				May			28	Sept	2.9
Ringed Plover		Feb				Jun			38	Oct	7.2
Golden Plover	1650	Nov	4.5			Mar				Jul	
Golden Plover		Dec				Apr				Aug	
Golden Plover		Jan				May			910	Sept	9.4
Golden Plover	310	Feb	6.5			Jun			850	Oct	5.4
Lapwing	550	Nov	7.1			Mar			70	Jul	3
Lapwing	1800	Dec	6.6			Apr				Aug	
Lapwing	650	Jan	2.9			May				Sept	
Lapwing		Feb				Jun			372	Oct	10.4
Dunlin	886	Nov	5.2			Mar				Jul	

Inner South G	Winter				Spring				Autumn		
Species	Total	Month	%		Total	Month	%		Total	Month	%
Dunlin	339	Dec	2.1			Apr				Aug	
Dunlin	1624	Jan	9.5			May				Sept	
Dunlin	258	Feb	1.8			Jun				Oct	
Curlew		Nov			47	Mar	2.1		52	Jul	2.3
Curlew		Dec			77	Apr	2.6		78	Aug	2.3
Curlew		Jan			22	May	4.3			Sept	
Curlew	78	Feb	3			Jun				Oct	
Redshank	144	Nov	3.2		70	Mar	2.4			Jul	
Redshank		Dec				Apr				Aug	
Redshank	64	Jan	2.2			May				Sept	
Redshank	140	Feb	4			Jun				Oct	
Turnstone	194	Nov	30.7		84	Mar	20.9			Jul	
Turnstone	275	Dec	36.8			Apr			14	Aug	4.2
Turnstone	180	Jan	26			May			96	Sept	23.3
Turnstone	152	Feb	29.5			Jun			93	Oct	26.4

## Recorded densities of key species

Densities  $pf < 0.1$  birds per ha not shown

Inner South G 73 ha	Nov	Dec	Jan	Feb	Mar	Apr	May	Jun	Jul	Aug	Sept	Oct	Max	month
Species														
Shelduck					0.33	0.27	0.15						0.33	Mar
Teal		0.19											0.19	Dec
Mallard	3.82	4.94	3	2.83	1.23	0.16		0.11	0.11	1.32	0.34	2.47	4.94	Dec
Shoveler														
Oystercatcher														
Avocet														
Ringed Plover	0.66										0.38	0.52	0.66	Nov
Golden Plover	22.60	2.01	1.73	4.25					0.95	0.49	12.46	11.64	22.6	Nov
Grey Plover														
Lapwing	7.53	24.66	8.9	0.44					0.96	0.85	0.55	5.1	24.66	Dec
Knot														
Sanderling														
Little Stint														
Curlew Sandpiper														
Dunlin	12.14	4.64	22.25	3.53	0.32						1.27	2.3	22.25	Jan
Black-tailed Godwit	0.15												0.15	Nov
Bar-tailed Godwit														
Curlew	0.73	0.26		1.07	0.64	1.05	0.3		0.71	1.07	0.62	0.71	1.07	Aug
Redshank	1.97	1.33	0.88	1.92	0.96	0.53					0.25	0.47	1.97	Nov
Turnstone	2.65	3.77	2.47	2.08	1.15					0.19	1.32	1.27	3.77	Dec

## Sector Inner South H

### Sector Inner South H data

Inner South H Low	Sept	Oct	Nov	Dec	Jan	Feb	Mar	Apr	May	June	July	Aug	Max
Red-throated Diver													
Great Northern Diver													
Little Grebe													
Great Crested Grebe					1								1
Slavonian Grebe													
Black-necked Grebe													
Cormorant		1					1	1					1
Grey Heron		2	3	1					1		3		3
Mute Swan					2								2
Bewick's Swan													
Whooper Swan													
Bean Goose													
Pink-footed Goose													
White-fronted Goose													
Greylag Goose													
Canada Goose													
Barnacle Goose													
Dark-bellied Brent Goose													
Pale-bellied Brent Goose													
Shelduck	4	3	1	3			16	9	25	4			25
Eurasian Wigeon		2	7	3									7
Gadwall			4					5					5
Teal			54					9				3	54
Mallard		44	80	22	47	28	40	5	10			1	80
Pintail													
Shoveler													
Red-crested Pochard													
Pochard													
Tufted Duck													
Scaup													
Eider													
Long-tailed Duck													
Common Scoter													
Velvet Scoter													
Goldeneye													
Smew													
Red-breasted Merganser								1					1
Goosander													
Ruddy Duck													
<b>Total wildfowl</b>	<b>4</b>	<b>52</b>	<b>149</b>	<b>29</b>	<b>50</b>	<b>28</b>	<b>57</b>	<b>30</b>	<b>36</b>	<b>4</b>	<b>3</b>	<b>4</b>	<b>179</b>



Inner South H Low	Sept	Oct	Nov	Dec	Jan	Feb	Mar	Apr	May	June	July	Aug	Max
Moorhen													
Coot													
Oystercatcher						1		19			3		19
Avocet													
Little Ringed Plover													
Ringed Plover	3	30	22		29	15	7	7	1			35	35
Golden Plover		552	1100	105	432						12	48	1100
Grey Plover		3											3
Lapwing		90	380	2080	2385	124		1					2385
Knot		1											1
Sanderling		1			2				2				2
Little Stint													
Curlew Sandpiper													
Dunlin	84	197	125	458	302	143	1	2	4			30	458
Purple Sandpiper													
Ruff													
Jack Snipe													
Common Snipe							1						1
Woodcock													
Black-tailed Godwit	11	3	6										11
Bar-tailed Godwit	7	6	1		4								7
Whimbrel									1		2		2
Curlew	170	114	170	20	194	101	163	229	52	33	183	200	229
Spotted Redshank													
Redshank	10	6	79	82	15	44	39	40	3		3	2	82
Greenshank	1												1
Green Sandpiper													
Wood Sandpiper													
Common Sandpiper													
Turnstone	9	16		2	16	51	39	34	28	17		11	51
<b>Total waders</b>	<b>295</b>	<b>1019</b>	<b>1883</b>	<b>2747</b>	<b>3379</b>	<b>479</b>	<b>250</b>	<b>332</b>	<b>91</b>	<b>50</b>	<b>203</b>	<b>326</b>	<b>4387</b>
<b>Total wildfowl &amp; waders</b>	<b>299</b>	<b>1071</b>	<b>2032</b>	<b>2776</b>	<b>3429</b>	<b>507</b>	<b>307</b>	<b>362</b>	<b>127</b>	<b>54</b>	<b>206</b>	<b>330</b>	<b>4566</b>

## Key species low tide

Inner South H Species	Winter				Spring				Autumn		
	Total	Month	%		Total	Month	%		Total	Month	%
Mute Swan		Nov				Mar				Jul	
Mute Swan		Dec				Apr		9		Aug	3.6
Mute Swan		Jan				May				Sept	
Mute Swan		Feb				Jun				Oct	
Teal	54	Nov	5.6			Mar				Jul	
Teal		Dec			19	Apr	7.7			Aug	
Teal		Jan				May				Sept	
Teal		Feb				Jun				Oct	
Mallard	80	Nov	6.4		40	Mar	11			Jul	
Mallard		Dec			5	Apr	2.6			Aug	
Mallard	47	Jan	3.2		10	May	5.2			Sept	
Mallard		Feb				Jun		44		Oct	3.7
Ringed Plover	22	Nov	4.8		7	Mar	5			Jul	
Ringed Plover		Dec			7	Apr	3.6	35		Aug	3.2
Ringed Plover	29	Jan	6.1			May				Sept	
Ringed Plover	15	Feb	2.9			Jun		30		Oct	5.7
Golden Plover	1100	Nov	3			Mar				Jul	
Golden Plover		Dec				Apr				Aug	
Golden Plover	432	Jan	2.8			May				Sept	
Golden Plover		Feb				Jun		552		Oct	3.5
Lapwing	380	Nov	4.9			Mar				Jul	
Lapwing	2080	Dec	7.6			Apr				Aug	
Lapwing	2385	Jan	10.9			May				Sept	
Lapwing	124	Feb	3.2			Jun		90		Oct	2.5
Dunlin		Nov				Mar				Jul	
Dunlin	458	Dec	2.8			Apr				Aug	
Dunlin	302	Jan	1.7			May				Sept	
Dunlin		Feb				Jun				Oct	
Whimbrel		Nov				Mar		2		Jul	4.8
Whimbrel		Dec				Apr				Aug	
Whimbrel		Jan				May				Sept	
Whimbrel		Feb				Jun				Oct	
Curlew	170	Nov	7.9		163	Mar	7.2	183		Jul	8.1

Inner South H	Winter				Spring				Autumn		
	Species	Total	Month		%	Total	Month		%	Total	Month
Curlew			Dec		229	Apr	7.7		200	Aug	5.9
Curlew	194		Jan	10.2	52	May	10.2		170	Sept	5.9
Curlew	101		Feb	3.9	33	Jun	6.8		114	Oct	4.2
Redshank			Nov			Mar				Jul	
Redshank			Dec			Apr			11	Aug	3.3
Redshank			Jan			May				Sept	
Redshank			Feb			Jun				Oct	
Turnstone			Nov		39	Mar	6.5			Jul	
Turnstone			Dec		34	Apr	8.5			Aug	
Turnstone			Jan		28	May	22.8			Sept	
Turnstone	51		Feb	9.9		Jun			16	Oct	3.8

### Recorded densities of key species

Densities of <0.1 birds per ha not shown

Inner South H 111 Ha	Nov	Dec	Jan	Feb	Mar	Apr	May	Jun	Jul	Aug	Sept	Oct	Max	month
Shelduck					0.14		0.23						0.23	May
Teal	0.49												0.49	Nov
Mallard	0.72	0.2	0.42	0.25	0.36							0.4	0.72	Nov
Shoveler														
Oystercatcher						0.17							0.17	Apr
Avocet														
Ringed Plover	0.20		0.26	0.14						0.32		0.27	0.32	Aug
Golden Plover	9.90	0.95	3.89						0.11	0.43		4.97	9.9	Nov
Grey Plover														
Lapwing	3.42	18.74	21.49	1.12								0.81	21.49	Jan
Knot														
Sanderling														
Little Stint														
Curlew Sandpiper														
Dunlin	1.13	4.13	2.72	1.29						0.27	0.76	1.77	4.13	Dec
Black-tailed Godwit														
Bar-tailed Godwit														
Curlew	1.53	0.18	1.75	0.91	1.47	2.06	0.47	0.3	1.65	1.8	1.53	1.03	2.06	Apr
Redshank	0.71	0.74	0.14	0.4	0.35	0.36								
Turnstone			0.14	0.46	0.35	0.31	0.25	0.15				0.14	0.46	Feb

## Sector Inner South I

### Sector Inner South I data

Inner South I Low	Sept	Oct	Nov	Dec	Jan	Feb	Mar	Apr	May	June	July	Aug	Max
Red-throated Diver													
Great Northern Diver													
Little Grebe													
Great Crested Grebe													
Slavonian Grebe													
Black-necked Grebe													
Cormorant	1	2											2
Grey Heron		2	1	3					1	1	1		3
Mute Swan													
Bewick's Swan													
Whooper Swan													
Bean Goose													
Pink-footed Goose													
White-fronted Goose													
Greylag Goose													
Canada Goose	2												2
Barnacle Goose													
Dark-bellied Brent Goose													
Pale-bellied Brent Goose													
Shelduck			2		4		6	8	16	6			16
Eurasian Wigeon													
Gadwall													
Teal													
Mallard				2				6	2	2			6
Pintail													
Shoveler													
Red-crested Pochard													
Pochard													
Tufted Duck													
Scaup													
Eider													
Long-tailed Duck													
Common Scoter													
Velvet Scoter													
Goldeneye													
Smew													
Red-breasted Meganser													
Goosander													
Ruddy Duck													
<b>Total wildfowl</b>	<b>3</b>	<b>4</b>	<b>3</b>	<b>5</b>	<b>4</b>		<b>6</b>	<b>14</b>	<b>19</b>	<b>9</b>	<b>1</b>	<b>0</b>	<b>29</b>

Inner South I Low	Sept	Oct	Nov	Dec	Jan	Feb	Mar	Apr	May	June	July	Aug	Max
Moorhen													
Coot													
Oystercatcher								3		1			3
Avocet													
Little Ringed Plover													
Ringed Plover		1	10		1	7	2	6	1	2			10
Golden Plover						17							17
Grey Plover		1					1						
Lapwing	140	25	198	1069	1540	294							1540
Knot													
Sanderling													
Little Stint													
Curlew Sandpiper													
Dunlin	3	118	122	63	176	148	132	5			2		176
Purple Sandpiper													
Ruff								4					4
Jack Snipe													
Common Snipe													
Woodcock													
Black-tailed Godwit	20	3									4		20
Bar-tailed Godwit	1		1										1
Whimbrel											3		3
Curlew	5	5	1	45			16	7	14	23	3	3	45
Spotted Redshank													
Redshank	24	67	28	15	21	49	68	32				1	68
Greenshank	1												1
Green Sandpiper													
Wood Sandpiper													
Common Sandpiper											1		1
Turnstone		6	13		3	4	26	29	3				29
<b>Total waders</b>	<b>194</b>	<b>226</b>	<b>373</b>	<b>1192</b>	<b>1741</b>	<b>519</b>	<b>245</b>	<b>86</b>	<b>18</b>	<b>26</b>	<b>13</b>	<b>4</b>	<b>1918</b>
<b>Total wildfowl &amp; waders</b>	<b>197</b>	<b>230</b>	<b>376</b>	<b>1197</b>	<b>1745</b>	<b>519</b>	<b>251</b>	<b>100</b>	<b>37</b>	<b>35</b>	<b>14</b>	<b>4</b>	<b>1947</b>

## Key species low tide

Inner South I Species	Winter				Spring				Autumn		
	Total	Month	%		Total	Month	%		Total	Month	%
Ringed Plover		Nov				Mar			Jul		
Ringed Plover		Dec			6	Apr	3.1		Aug		
Ringed Plover		Jan				May			Sept		
Ringed Plover	14	Feb	2.8			Jun			Oct		
Lapwing	198	Nov	6.6			Mar			Jul		
Lapwing	1069	Dec	3.9			Apr			Aug		
Lapwing	1540	Jan	7.1			May		140	Sept	4.7	
Lapwing	396	Feb	10.5			Jun			Oct		
Ruff		Nov				Mar			Jul		
Ruff		Dec			4	Apr	100		Aug		
Ruff		Jan				May			Sept		
Ruff		Feb				Jun			Oct		
Black-tailed Godwit		Nov				Mar		4	Jul	8.2	
Black-tailed Godwit		Dec				Apr			Aug		
Black-tailed Godwit		Jan				May		20	Sept	2.4	
Black-tailed Godwit		Feb				Jun			Oct		
Curlew		Nov				Mar			Jul		
Curlew	45	Dec	3.1			Apr			Aug		
Curlew		Jan				May			Sept		
Curlew		Feb			23	Jun	4.7		Oct		
Whimbrel		Nov				Mar		3	Jul	7.1	
Whimbrel		Dec				Apr			Aug		
Whimbrel		Jan				May			Sept		
Whimbrel		Feb				Jun			Oct		
Common Sandpiper		Nov				Mar		1	Jul	7.1	
Common Sandpiper		Dec				Apr			Aug		
Common Sandpiper		Jan				May			Sept		
Common Sandpiper		Feb				Jun			Oct		
Turnstone	13	Nov	2.1			Mar			Jul		
Turnstone		Dec			29	Apr	7.2		Aug		
Turnstone		Jan				May			Sept		
Turnstone		Feb				Jun			Oct		

### Recorded densities of key species

Densities of <0.1 birds per ha not shown

Inner South I 48 ha	Nov	Dec	Jan	Feb	Mar	Apr	May	Jun	Jul	Aug	Sept	Oct	Max	month
Shelduck					0.13	0.17	0.33	0.13					0.33	May
Teal														
Mallard						0.12							0.12	April
Shoveler														
Oystercatcher														
Avocet														
Ringed Plover	0.21			0.29		0.13							0.29	Feb
Golden Plover				0.35									0.35	Feb
Grey Plover														
Lapwing	4.12	22.27	32.1	8.25							2.92	0.52	32.1	Jan
Knot														
Sanderling														
Little Stint														
Curlew Sandpiper														
Dunlin	2.54	1.31	3.66	3.79	2.75	0.1						2.54	3.79	Feb
Black-tailed Godwit											0.42		0.42	Sept
Bar-tailed Godwit														
Curlew		0.93		0.13	0.33	0.15	0.29	0.48			0.1	0.1	0.93	Dec
Redshank	0.58	0.31	0.43	1.02	1.42	0.66					0.5	1.39	1.42	Mar
Turnstone					0.54	0.6						0.13	0.6	Apr



## Sub sector Inner South J1

### Sector Inner South J1 data

Inner South J1 Low	Sept	Oct	Nov	Dec	Jan	Feb	Mar	Apr	May	June	July	Aug	Max
Red-throated Diver													
Great Northern Diver													
Little Grebe													
Great Crested Grebe													
Slavonian Grebe													
Black-necked Grebe													
Cormorant					1								1
Grey Heron	2		1	3				1					3
Mute Swan													
Bewick's Swan													
Whooper Swan													
Bean Goose													
Pink-footed Goose													
White-fronted Goose													
Greylag Goose													
Canada Goose													
Barnacle Goose													
Dark-bellied Brent Goose													
Pale-bellied Brent Goose													
Shelduck					5		3			1			5
Eurasian Wigeon													
Gadwall													
Teal			1										1
Mallard								2					2
Pintail													
Shoveler													
Red-crested Pochard													
Pochard													
Tufted Duck													
Scaup													
Eider													
Long-tailed Duck													
Common Scoter													
Velvet Scoter													
Goldeneye													
Smew													
Red-breasted Merganser													
Goosander													
Ruddy Duck													
<b>Total wildfowl</b>	<b>2</b>		<b>2</b>	<b>3</b>	<b>6</b>		<b>3</b>	<b>3</b>		<b>1</b>		<b>0</b>	<b>12</b>

Inner South J1 Low	Sept	Oct	Nov	Dec	Jan	Feb	Mar	Apr	May	June	July	Aug	Max
Moorhen													
Coot													
Oystercatcher						4	4	2					4
Avocet													
Little Ringed Plover													
Ringed Plover	12	2	20			167	8	8	2	1		32	167
Golden Plover													
Grey Plover													
Lapwing	200		110	647	12								647
Knot													
Sanderling									6				6
Little Stint	6												6
Curlew Sandpiper	2												2
Dunlin	137	10	114	12		76	81		7			1	137
Purple Sandpiper													
Ruff													
Jack Snipe													
Common Snipe													
Woodcock													
Black-tailed Godwit	271		1									340	340
Bar-tailed Godwit													
Whimbrel											2		2
Curlew	3	1	7	2	3	16	24	2	5	11	34	22	34
Spotted Redshank													
Redshank	71	29	74	11	33	90	57	1			6	12	90
Greenshank	1												
Green Sandpiper													
Wood Sandpiper													
Common Sandpiper												2	2
Turnstone	1		3					1	31				1
<b>Total waders</b>	<b>704</b>	<b>42</b>	<b>329</b>	<b>672</b>	<b>48</b>	<b>353</b>	<b>174</b>	<b>14</b>	<b>51</b>	<b>12</b>	<b>42</b>	<b>409</b>	<b>1438</b>
<b>Total wildfowl &amp; waders</b>	<b>706</b>	<b>42</b>	<b>331</b>	<b>675</b>	<b>54</b>	<b>353</b>	<b>177</b>	<b>17</b>	<b>51</b>	<b>13</b>	<b>42</b>	<b>409</b>	<b>1450</b>

## Key species low tide

Inner South J1	Winter				Spring				Autumn		
	Species	Total	Month		%	Total	Month		%	Total	Month
Ringed Plover	20	Nov	4.4		8	Mar	5.8			Jul	
Ringed Plover		Dec			8	Apr	4.1		32	Aug	2.9
Ringed Plover		Jan				May				Sept	
Ringed Plover	167	Feb	33.1			Jun				Oct	
Lapwing		Nov				Mar				Jul	
Lapwing	647	Dec	2.4			Apr				Aug	
Lapwing		Jan				May				Sept	
Lapwing		Feb				Jun				Oct	
Black-tailed Godwit		Nov				Mar				Jul	
Black-tailed Godwit		Dec				Apr			340	Aug	36.4
Black-tailed Godwit		Jan				May			271	Sept	32
Black-tailed Godwit		Feb				Jun				Oct	
Whimbrel		Nov				Mar			2	Jul	4.8
Whimbrel		Dec				Apr				Aug	
Whimbrel		Jan				May				Sept	
Whimbrel		Feb				Jun				Oct	
Curlew		Nov				Mar				Jul	
Curlew		Dec				Apr				Aug	
Curlew		Jan				May				Sept	
Curlew		Feb			11	Jun	2.3			Oct	
Redshank		Nov				Mar				Jul	
Redshank		Dec				Apr				Aug	
Redshank		Jan				May				Sept	
Redshank	90	Feb	2.6			Jun				Oct	
Turnstone		Nov				Mar				Jul	
Turnstone		Dec				Apr				Aug	
Turnstone		Jan			31	May	25.2			Sept	
Turnstone		Feb				Jun				Oct	

**Recorded densities of key species**

Densities of <0.1 birds per ha not shown

Inner South J1 56 ha	Nov	Dec	Jan	Feb	Mar	Apr	May	Jun	Jul	Aug	Sept	Oct	Max	month
Shelduck														
Teal														
Mallard														
Shoveler														
Oystercatcher														
Avocet														
Ringed Plover	0.35			2.97	0.14	0.14				0.57	0.21		2.97	Feb
Golden Plover														
Grey Plover														
Lapwing	1.95	11.5	0.21								3.56		11.5	Dec
Knot														
Sanderling							0.11						0.11	May
Little Stint											0.11		0.11	Sept
Curlew Sandpiper														
Dunlin	2.03	0.21		1.35	1.44		0.12				2.44	0.18	2.44	Sept
Black-tailed Godwit										6.07	4.82		6.07	Aug
Bar-tailed Godwit														
Curlew	0.12			0.28	0.43			0.19	0.6	0.39			0.6	Jul
Redshank	1.32	0.19	0.59	1.6	1.01				0.11	0.21	1.26	0.52	1.6	Feb
Turnstone							0.55						0.55	May

## Sub sector Inner South J2

### Sector Inner South J2 data

Inner South J2 Low	Sept	Oct	Nov	Dec	Jan	Feb	Mar	Apr	May	June	July	Aug	Max
Red-throated Diver													
Great Northern Diver													
Little Grebe													
Great Crested Grebe													
Slavonian Grebe													
Black-necked Grebe													
Cormorant													
Grey Heron													
Mute Swan													
Bewick's Swan													
Whooper Swan													
Bean Goose													
Pink-footed Goose													
White-fronted Goose													
Greylag Goose													
Canada Goose													
Barnacle Goose													
Dark-bellied Brent Goose													
Pale-bellied Brent Goose													
Shelduck	7	4	9	8	21	2	6	2	2	4			21
Eurasian Wigeon													
Gadwall													
Teal													
Mallard										2			2
Pintail													
Shoveler													
Red-crested Pochard													
Pochard													
Tufted Duck													
Scaup													
Eider													
Long-tailed Duck													
Common Scoter													
Velvet Scoter													
Goldeneye													
Smew													
Red-breasted Merganser													
Goosander													
Ruddy Duck													
<b>Total wildfowl</b>	<b>7</b>	<b>4</b>	<b>9</b>	<b>8</b>	<b>21</b>	<b>2</b>	<b>6</b>	<b>2</b>	<b>2</b>	<b>6</b>	<b>0</b>	<b>0</b>	<b>23</b>

Inner South J2 Low	Sept	Oct	Nov	Dec	Jan	Feb	Mar	Apr	May	June	July	Aug	Max
Moorhen													
Coot													
Oystercatcher			2	8		6	1			2			8
Avocet													
Little Ringed Plover													
Ringed Plover	24	6	14				11	6		6		23	24
Golden Plover													
Grey Plover													
Lapwing				99	335					1			335
Knot													
Sanderling													
Little Stint	4												4
Curlew Sandpiper	4												4
Dunlin	193	109	151	11	124			7				30	193
Purple Sandpiper													
Ruff													
Jack Snipe													
Common Snipe													
Woodcock													
Black-tailed Godwit	165	2	8									2	165
Bar-tailed Godwit		2	1										2
Whimbrel												1	1
Curlew	2	6	5	10	9	15	30	6	2		4	7	30
Spotted Redshank												1	
Redshank	21	25	51	8	42	4		30			35	138	138
Greenshank													
Green Sandpiper													
Wood Sandpiper													
Common Sandpiper												2	2
Turnstone	3							12					12
<b>Total waders</b>	<b>416</b>	<b>150</b>	<b>232</b>	<b>136</b>	<b>510</b>	<b>25</b>	<b>42</b>	<b>61</b>	<b>2</b>	<b>9</b>	<b>39</b>	<b>204</b>	<b>918</b>
<b>Total wildfowl &amp; waders</b>	<b>423</b>	<b>154</b>	<b>241</b>	<b>144</b>	<b>531</b>	<b>27</b>	<b>48</b>	<b>63</b>	<b>4</b>	<b>15</b>	<b>39</b>	<b>204</b>	<b>941</b>

## Key species low tide

Inner South J2	Winter				Spring				Autumn		
	Total	Month	%		Total	Month	%		Total	Month	%
Ringed Plover	14	Nov	3		11	Mar	7.9			Jul	
Ringed Plover		Dec			6	Apr	3.1		23	Aug	2.1
Ringed Plover		Jan				May			24	Sept	2.6
Ringed Plover		Feb			5	Jun	5			Oct	
Black-tailed Godwit		Nov				Mar				Jul	
Black-tailed Godwit		Dec				Apr				Aug	
Black-tailed Godwit		Jan				May			165	Sept	19.5
Black-tailed Godwit		Feb				Jun				Oct	
Redshank		Nov				Mar				Jul	
Redshank		Dec				Apr			138	Aug	4.6
Redshank		Jan				May				Sept	
Redshank		Feb				Jun				Oct	

### Recorded densities of key species

Densities of <0.1 birds per ha not shown

Inner South J2 27.5 ha	Nov	Dec	Jan	Feb	Mar	Apr	May	Jun	Jul	Aug	Sept	Oct	Max	month
Shelduck	0.33	0.29	0.76		0.22			0.15			0.25	0.15	0.76	Jan
Teal														
Mallard														
Shoveler														
Oystercatcher		0.29		0.22									0.29	Dec
Avocet														
Ringed Plover	0.51				0.4	0.22		0.22		0.84	0.87	0.22	0.87	Sept
Golden Plover														
Grey Plover														
Lapwing		3.6	12.18										12.18	Jan
Knot														
Sanderling														
Little Stint											0.14		0.14	Sept
Curlew Sandpiper											0.14		0.14	Sept
Dunlin	5.50	0.4	4.51			0.25				1.09	7.02	3.96	7.02	Sept
Black-tailed Godwit	0.29										6		6	Sept
Bar-tailed Godwit														
Curlew	0.18	0.36	0.33	0.55	1.09	0.22			0.15	0.25		0.22	0.25	Aug
Redshank	1.85	0.29	1.53	0.15		1.09			1.27	5.02	0.76	0.91	5.02	Aug
Turnstone						0.44							0.44	Apr



## Sub sector Inner South JJ

### Sector Inner South JJ data

Inner South JJ Low	Sept	Oct	Nov	Dec	Jan	Feb	Mar	Apr	May	June	July	Aug	Max
Red-throated Diver													
Great Northern Diver													
Little Grebe					1				2				2
Great Crested Grebe													
Slavonian Grebe													
Black-necked Grebe													
Cormorant										1			1
Grey Heron	3	1	2		1					1	4	1	4
Mute Swan		2	1	2			2	2					2
Bewick's Swan													
Whooper Swan													
Bean Goose													
Pink-footed Goose													
White-fronted Goose													
Greylag Goose													
Canada Goose								1	2				2
Barnacle Goose													
Dark-bellied Brent Goose													
Pale-bellied Brent Goose													
Shelduck						12	15	9	8	1			15
Eurasian Wigeon		36	30	26		68	7						68
Gadwall													
Teal	35				29					2		19	35
Mallard	8	47	11	21			5	5	8	24	37	101	101
Pintail												1	1
Shoveler	3	1		4		19	11	7			1	11	19
Red-crested Pochard													
Pochard						14							14
Tufted Duck			3	3	2		6	7	10	2	3		10
Scaup													
Eider													
Long-tailed Duck													
Common Scoter													
Velvet Scoter													
Goldeneye													
Smew													
Red-breasted Merganser													
Goosander													
Ruddy Duck	1								2			5	5
<b>Total wildfowl</b>	<b>50</b>	<b>87</b>	<b>47</b>	<b>56</b>	<b>33</b>	<b>113</b>	<b>46</b>	<b>31</b>	<b>32</b>	<b>31</b>	<b>45</b>	<b>138</b>	<b>279</b>

Inner South JJ Low	Sept	Oct	Nov	Dec	Jan	Feb	Mar	Apr	May	June	July	Aug	Max
Moorhen				1			2	4				8	8
Coot				6		22	20	11				30	30
Oystercatcher	1							2	1		3		3
Avocet													
Little Ringed Plover													
Ringed Plover	1												1
Golden Plover													
Grey Plover			2										2
Lapwing	147	154	242	78	2							164	242
Knot												1	1
Sanderling													
Little Stint													
Curlew Sandpiper													
Dunlin	1			7									7
Purple Sandpiper													
Ruff	3												3
Jack Snipe													
Common Snipe													
Woodcock													
Black-tailed Godwit	267		16	13								101	267
Bar-tailed Godwit													
Whimbrel													
Curlew	2	1	1	3	11	22	8	1			1		22
Spotted Redshank													
Redshank	8	6	46	13	54	5							54
Greenshank	5											1	5
Green Sandpiper													
Wood Sandpiper													
Common Sandpiper													
Turnstone													
<b>Total waders</b>	<b>435</b>	<b>161</b>	<b>307</b>	<b>121</b>	<b>67</b>	<b>49</b>	<b>30</b>	<b>18</b>	<b>1</b>		<b>4</b>	<b>305</b>	<b>645</b>
<b>Total wildfowl &amp; waders</b>	<b>485</b>	<b>248</b>	<b>354</b>	<b>177</b>	<b>100</b>	<b>162</b>	<b>76</b>	<b>49</b>	<b>33</b>	<b>31</b>	<b>49</b>	<b>443</b>	<b>924</b>

**Key species low tide**

Inner South JJ	Winter				Spring				Autumn		
	Species	Total	Month		%	Total	Month		%	Total	Month
Wigeon			Nov				Mar				Jul
Wigeon			Dec				Apr				Aug
Wigeon			Jan				May				Sept
Wigeon	68		Feb	2.8			Jun				Oct
Teal			Nov				Mar				Jul
Teal			Dec				Apr				Aug
Teal	29		Jan	4			May				Sept
Teal			Feb				Jun				Oct
Mallard			Nov				Mar		37		Jul
Mallard			Dec				Apr		101		Aug
Mallard			Jan				May				Sept
Mallard			Feb		24		Jun	4.5	47		Oct
Shoveler			Nov		11		Mar	21.6			Jul
Shoveler			Dec		7		Apr	21.9	11		Aug
Shoveler			Jan				May				Sept
Shoveler	19		Feb	38			Jun				Oct
Lapwing	242		Nov	3.1			Mar				Jul
Lapwing			Dec				Apr		164		Aug
Lapwing			Jan				May		147		Sept
Lapwing			Feb				Jun		154		Oct
Black-tailed Godwit			Nov				Mar				Jul
Black-tailed Godwit			Dec				Apr		101		Aug
Black-tailed Godwit			Jan				May		267		Sept
Black-tailed Godwit			Feb				Jun				Oct

### Recorded densities of key species

Densities of <0.1 birds per ha not shown

Inner South JJ 9 ha	Nov	Dec	Jan	Feb	Mar	Apr	May	Jun	Jul	Aug	Sept	Oct	Max	month
Shelduck				1.33	1.66	1	0.88	0.11					1.66	Mar
Teal			3.22					0.22		2.1			3.22	Jan
Mallard	1.22	2.33			0.55	0.55	0.88	2.66	4.11				4.11	Jul
Shoveler														
Oystercatcher						0.22	0.11		0.33				0.33	Jul
Avocet														
Ringed Plover														
Golden Plover														
Grey Plover	0.22												0.22	Nov
Lapwing	26.88	8.67	0.22							18.22			26.88	Nov
Knot														
Sanderling														
Little Stint														
Curlew Sandpiper														
Dunlin		0.77											0.77	Dec
Black-tailed Godwit	1.77	1.44								11.22			11.22	Aug
Bar-tailed Godwit														
Curlew	0.11	0.33	1.22	2.44	0.88	0.11			0.11				2.44	Feb
Redshank	5.11	1.44	6	0.55									6	Jan
Turnstone														

## Sector Inner South K

### Sector Inner South K data

Inner South K Low	Sept	Oct	Nov	Dec	Jan	Feb	Mar	Apr	May	June	July	Aug	Max
Red-throated Diver													
Great Northern Diver													
Little Grebe													
Great Crested Grebe													
Slavonian Grebe													
Black-necked Grebe													
Cormorant	2		1			6							6
Grey Heron													
Mute Swan			1										1
Bewick's Swan													
Whooper Swan													
Bean Goose													
Pink-footed Goose													
White-fronted Goose													
Greylag Goose													
Canada Goose													
Barnacle Goose													
Dark-bellied Brent Goose													
Pale-bellied Brent Goose													
Shelduck			2	43	85	28	8	8	8	4	11	14	85
Eurasian Wigeon													
Gadwall													
Teal													
Mallard			5		13		9	1					13
Pintail													
Shoveler													
Red-crested Pochard													
Pochard													
Tufted Duck													
Scaup													
Eider													
Long-tailed Duck													
Common Scoter													
Velvet Scoter													
Goldeneye													
Smew													
Red-breasted Merganser													
Goosander													
Ruddy Duck													
Total wintflow	2		9	43	98	34	17	9	8	4	11	14	105

Inner South K Low	Sept	Oct	Nov	Dec	Jan	Feb	Mar	Apr	May	June	July	Aug	Max
Moorhen													
Coot													
Oystercatcher	2		4	2	3	2	1	1	6	12	1		12
Avocet													
Little Ringed Plover													
Ringed Plover	123	38	4	28	8	9	6	6	7	3	1	81	123
Golden Plover													
Grey Plover													
Lapwing				112									112
Knot		1											1
Sanderling		1											1
Little Stint	2												2
Curlew Sandpiper													
Dunlin	115	226	618	435	729	400	258	296	28			11	729
Purple Sandpiper													
Ruff												1	1
Jack Snipe													
Common Snipe													
Woodcock													
Black-tailed Godwit	5	15	56	7		5						7	56
Bar-tailed Godwit	2	2	3		3				13				13
Whimbrel												1	1
Curlew	22	14	14	9	14	16	20	57	63	20	43	46	63
Spotted Redshank													
Redshank	44	49	107	177	182	268	276	264			2	65	276
Greenshank													
Green Sandpiper													
Wood Sandpiper													
Common Sandpiper												2	2
Turnstone	3	8			4	10	16	17				54	54
<b>Total waders</b>	<b>318</b>	<b>354</b>	<b>806</b>	<b>770</b>	<b>943</b>	<b>710</b>	<b>577</b>	<b>641</b>	<b>117</b>	<b>35</b>	<b>47</b>	<b>268</b>	<b>1446</b>
<b>Total wildfowl &amp; waders</b>	<b>320</b>	<b>354</b>	<b>815</b>	<b>813</b>	<b>1041</b>	<b>744</b>	<b>594</b>	<b>650</b>	<b>125</b>	<b>39</b>	<b>58</b>	<b>282</b>	<b>1551</b>

**Key species low tide**

Inner South K	Winter				Spring				Autumn		
	Species	Total	Month		%	Total	Month		%	Total	Month
Shelduck			Nov			Mar				Jul	
Shelduck	43		Dec	2		Apr				Aug	
Shelduck	85		Jan	4		May				Sept	
Shelduck			Feb			Jun				Oct	
Oystercatcher			Nov			Mar				Jul	
Oystercatcher			Dec			Apr				Aug	
Oystercatcher			Jan			May				Sept	
Oystercatcher			Feb		12	Jun	2.6			Oct	
Ringed Plover			Nov			Mar				Jul	
Ringed Plover	28		Dec	8.1	6	Apr	3.1		81	Aug	7.3
Ringed Plover			Jan			May				Sept	
Ringed Plover			Feb		3	Jun	3			Oct	
Dunlin	618		Nov	3.6		Mar				Jul	
Dunlin	435		Dec	2.7	296	Apr	2.6			Aug	
Dunlin	729		Jan	4.3		May				Sept	
Dunlin	400		Feb	2.8		Jun				Oct	
Black-tailed Godwit	56		Nov	6.8		Mar				Jul	
Black-tailed Godwit			Dec			Apr				Aug	
Black-tailed Godwit			Jan			May				Sept	
Black-tailed Godwit			Feb			Jun				Oct	
Bar-tailed Godwit			Nov			Mar				Jul	
Bar-tailed Godwit			Dec			Apr				Aug	
Bar-tailed Godwit			Jan		13	May	38			Sept	
Bar-tailed Godwit			Feb			Jun				Oct	
Curlew			Nov			Mar				Jul	
Curlew			Dec			Apr				Aug	
Curlew			Jan		63	May	12.4			Sept	
Curlew			Feb		20	Jun	4.1			Oct	
Redshank	107		Nov	2.4	276	Mar	9.3			Jul	
Redshank	177		Dec	3.4	264	Apr	5.2		65	Aug	2.2
Redshank	182		Jan	6.2		May				Sept	
Redshank	268		Feb	7.6		Jun				Oct	
Turnstone			Nov		16	Mar	2.7			Jul	
Turnstone			Dec		17	Apr	4.2		54	Aug	16.2
Turnstone			Jan			May				Sept	
Turnstone			Feb			Jun				Oct	

### Recorded densities of key species

Densities of <0.1 birds per ha not shown

Inner South K 83 ha	Nov	Dec	Jan	Feb	Mar	Apr	May	Jun	Jul	Aug	Sept	Oct	Max	month
Shelduck		0.52	1.02	0.34					0.13	0.17			1.02	Jan
Teal														
Mallard			0.16		0.1								0.16	Jan
Shoveler														
Oystercatcher								0.14					0.14	Jun
Avocet														
Ringed Plover		0.34		0.1						0.98	1.47	0.46	1.47	Sept
Golden Plover														
Grey Plover														
Lapwing													1.34	Dec
Knot														
Sanderling														
Little Stint														
Curlew Sandpiper														
Dunlin	7.42	5.22	8.75	4.8	3.1	3.55	0.34			0.13	1.38	2.71	8.75	Jan
Black-tailed Godwit	0.67											0.18	0.67	Nov
Bar-tailed Godwit							0.16						0.16	May
Curlew	0.16	0.1	0.17	0.19	0.24	0.68	0.75	0.24	0.52	0.55	0.26	0.16	0.75	May
Redshank	1.28	2.12	2.18	3.22	3.31	3.17				0.78	0.52	0.59	3.31	Mar
Turnstone				0.12	0.19	0.2				0.65			0.65	Aug



## Sector Mid South A

### Sector Mid South A data

Mid South A Low	Sept	Oct	Nov	Dec	Jan	Feb	Mar	Apr	May	June	July	Aug	Max
Red-throated Diver													
Great Northern Diver													
Little Grebe													
Great Crested Grebe													
Slavonian Grebe													
Black-necked Grebe													
Cormorant	5	7	6	3	2	3	4	1	1	1	6	2	7
Grey Heron	3	2		1	1						5	1	5
Mute Swan													
Bewick's Swan													
Whooper Swan													
Bean Goose													
Pink-footed Goose													
White-fronted Goose													
Greylag Goose													
Canada Goose													
Barnacle Goose													
Dark-bellied Brent Goose													
Pale-bellied Brent Goose													
Shelduck	557	280	226	468	567	785	393	134	15	13	66	88	785
Eurasian Wigeon													
Gadwall													
Teal													
Mallard	22	31	7	39	32	41	14	2	5	8	4	2	41
Pintail													
Shoveler													
Red-crested Pochard													
Pochard													
Tufted Duck													
Scaup													
Eider													
Long-tailed Duck													
Common Scoter													
Velvet Scoter													
Goldeneye													
Smew													
Red-breasted Merganser													
Goosander													
Ruddy Duck													
<b>Total wildfowl</b>	<b>587</b>	<b>320</b>	<b>239</b>	<b>511</b>	<b>602</b>	<b>829</b>	<b>411</b>	<b>137</b>	<b>21</b>	<b>22</b>	<b>81</b>	<b>93</b>	<b>838</b>

Mid South A Low	Sept	Oct	Nov	Dec	Jan	Feb	Mar	Apr	May	June	July	Aug	Max
Moorhen													
Coot													
Oystercatcher	38	146	271	195	147	125	48	58	9	2	7	9	271
Avocet													
Little Ringed Plover													
Ringed Plover	59	109	74	96	142	72	33	38	103		7	136	142
Golden Plover	139	168	780	6170	3350	230	470	425					6170
Grey Plover		31	19	14	6	19	28	304	116		2	7	304
Lapwing		170	116	6300	2700	260						59	6300
Knot	6	290	248	72	31	19		86				2	290
Sanderling									14			3	14
Little Stint													
Curlew Sandpiper													
Dunlin	1270	1800	4142	3280	2330	2970	2250	2880	1470		111	1750	4142
Purple Sandpiper													
Ruff	1												1
Jack Snipe							4						4
Common Snipe	1						36						36
Woodcock													
Black-tailed Godwit	7	670	693	816	828	320	165	140				5	828
Bar-tailed Godwit	2	9	7	8	3	71	128	59	6				128
Whimbrel									2		1	5	5
Curlew	273	630	422	238	194	272	365	169	16	17	186	330	630
Spotted Redshank													
Redshank	785	820	603	644	486	694	781	670	1		478	743	820
Greenshank												1	1
Green Sandpiper													
Wood Sandpiper													
Common Sandpiper									1			3	3
Turnstone	11	61	49	37	39	43	31	36	2		2	31	61
<b>Total waders</b>	<b>2592</b>	<b>4904</b>	<b>7424</b>	<b>17870</b>	<b>10256</b>	<b>5095</b>	<b>4339</b>	<b>4865</b>	<b>1740</b>	<b>19</b>	<b>794</b>	<b>3084</b>	<b>20150</b>
<b>Total wildfowl &amp; waders</b>	<b>3179</b>	<b>5224</b>	<b>7663</b>	<b>18381</b>	<b>10858</b>	<b>5924</b>	<b>4750</b>	<b>5002</b>	<b>1761</b>	<b>41</b>	<b>875</b>	<b>3177</b>	<b>20988</b>

## Key species low tide

Mid South A	Winter				Spring				Autumn		
	Species	Total	Month		%	Total	Month		%	Total	Month
Cormorant			Nov			Mar			6	Jul	10.5
Cormorant			Dec			Apr			2	Aug	3.9
Cormorant			Jan			May				Sept	
Cormorant			Feb			Jun				Oct	
Shelduck	226		Nov	9.6	393	Mar	16.4		66	Jul	3
Shelduck	468		Dec	22	134	Apr	6.5		88	Aug	3.1
Shelduck	567		Jan	26.7		May			557	Sept	11.7
Shelduck	785		Feb	32		Jun			280	Oct	7.6
Mallard			Nov		14	Mar	3.9			Jul	
Mallard	39		Dec	2.6		Apr				Aug	
Mallard	32		Jan	2.2		May			22	Sept	2.8
Mallard	41		Feb	7.1		Jun			31	Oct	2.6
Oystercatcher	271		Nov	17.4	48	Mar	2.3			Jul	
Oystercatcher	195		Dec	10.5	58	Apr	4.8			Aug	
Oystercatcher	147		Jan	8.7		May				Sept	
Oystercatcher	125		Feb	6.7		Jun			146	Oct	5.5
Ringed Plover	74		Nov	16.1	33	Mar	23.7		7	Jul	6.5
Ringed Plover	96		Dec	27.8	38	Apr	19.5		136	Aug	12.3
Ringed Plover	142		Jan	30	103	May	6.5		59	Sept	6.3
Ringed Plover	72		Feb	14.3		Jun			109	Oct	20.7
Golden Plover			Nov		470	Mar	21.4			Jul	
Golden Plover	6170		Dec	23.9	425	Apr	77.4			Aug	
Golden Plover	3350		Jan	21.9		May				Sept	
Golden Plover	230		Feb	4.9		Jun				Oct	
Grey Plover	19		Nov	2.2	28	Mar	3		2	Jul	2.3
Grey Plover			Dec		304	Apr	14.6			Aug	
Grey Plover			Jan		116	May	17.3			Sept	
Grey Plover			Feb			Jun			31	Oct	3.5
Lapwing			Nov			Mar				Jul	
Lapwing	6300		Dec	23.2		Apr				Aug	
Lapwing	2700		Jan	12.4		May				Sept	
Lapwing	260		Feb	6.9		Jun			170	Oct	4.8

Mid South A	Winter				Spring				Autumn		
Species	Total	Month	%		Total	Month	%		Total	Month	%
Knot	248	Nov	3.4			Mar				Jul	
Knot		Dec			86	Apr	15.5			Aug	
Knot		Jan				May				Sept	
Knot		Feb				Jun			290	Oct	3.1
Sanderling		Nov			36	Mar	85.7			Jul	
Sanderling		Dec				Apr				Aug	
Sanderling		Jan				May				Sept	
Sanderling		Feb				Jun				Oct	
Dunlin	4142	Nov	24.3		2250	Mar	15.3			Jul	
Dunlin	3280	Dec	20.2		2880	Apr	25.2		1750	Aug	30.8
Dunlin	2330	Jan	13.6		1470	May	13.8		1270	Sept	7.1
Dunlin	2970	Feb	21			Jun			1800	Oct	9.4
Black-tailed Godwit	693	Nov	84.4		165	Mar	98.2			Jul	
Black-tailed Godwit	816	Dec	94.2		140	Apr	100			Aug	
Black-tailed Godwit	828	Jan	100			May				Sept	
Black-tailed Godwit	320	Feb	96.4			Jun			670	Oct	90.5
Bar-tailed Godwit		Nov			128	Mar	40.4			Jul	
Bar-tailed Godwit		Dec			59	Apr	84.3			Aug	
Bar-tailed Godwit		Jan				May				Sept	
Bar-tailed Godwit	71	Feb	2.2			Jun				Oct	
Whimbrel		Nov				Mar			1	Jul	2.4
Whimbrel		Dec				Apr			5	Aug	8.5
Whimbrel		Jan				May				Sept	
Whimbrel		Feb				Jun				Oct	
Curlew	422	Nov	19.7		365	Mar	16		186	Jul	8.2
Curlew	238	Dec	16.6		169	Apr	5.7		330	Aug	9.8
Curlew	194	Jan	10.2		16	May	3.1		273	Sept	9.5
Curlew	272	Feb	10.6		17	Jun	3.5		630	Oct	23.3
Redshank	603	Nov	13.6		781	Mar	26.4		478	Jul	5.2
Redshank	644	Dec	12.5		670	Apr	13.3		743	Aug	25
Redshank	486	Jan	16.7			May			785	Sept	10
Redshank	694	Feb	19.9			Jun			820	Oct	2.2
Common Sandpiper		Nov				Mar				Jul	
Common Sandpiper		Dec				Apr			3	Aug	13.6

Mid South A	Winter				Spring				Autumn		
Species	Total	Month	%		Total	Month	%		Total	Month	%
Common Sandpiper		Jan				May				Sept	
Common Sandpiper		Feb				Jun				Oct	
Turnstone	49	Nov	7.8		31	Mar	5.2		2	Jul	5
Turnstone	37	Dec	4.9		36	Apr	9		31	Aug	9.3
Turnstone	39	Jan	5.6			May			11	Sept	2.7
Turnstone	43	Feb	8.3			Jun			61	Oct	14.7

## Recorded densities of key species

Densities of <0.1 birds per ha not shown

Mid South A 345.5 ha	Nov	Dec	Jan	Feb	Mar	Apr	May	Jun	Jul	Aug	Sept	Oct	Max	month
Shelduck	0.65	1.35	1.64	2.27	1.14	0.39			0.19	0.25	1.60	0.81	2.27	Feb
Teal														
Mallard		0.11		0.12									0.12	Feb
Shoveler														
Oystercatcher	0.78	0.56	0.43	0.36	0.14	0.17					0.11	0.42	0.78	Nov
Avocet														
Ringed Plover	0.21	0.28	0.41	0.21		0.11	0.30			0.39	0.17	0.32	0.41	Jan
Golden Plover	2.26	17.86	9.69	0.66	1.36	1.23					0.40	0.49	17.86	Dec
Grey Plover						0.88	0.34						0.88	Apr
Lapwing	0.34	18.23	7.82	0.75						0.17		0.49	18.23	Dec
Knot	0.72	0.21				0.25						0.84	0.84	Oct
Sanderling														
Little Stint														
Curlew Sandpiper														
Dunlin	11.99	9.49	6.74	8.60	6.51	8.34	4.25		0.32	5.07	3.68	5.21	11.99	Nov
Black-tailed Godwit	2.00	2.36	2.39	0.93	0.48	0.41						1.94	2.39	Jan
Bar-tailed Godwit				0.21	0.37	0.17							0.37	Mar
Curlew	1.22	0.69	0.56	0.79	1.06	0.49			0.54	0.96	0.79	1.82	1.82	Oct
Redshank	1.74	1.86	1.40	2.01	2.26	1.94			1.38	2.15	2.27	2.37	2.37	Oct
Turnstone	0.14	0.10	0.11	0.12		0.10						0.18	0.18	Oct

## Sector Mid South B

### Sector Mid South B data

Mid South B Low	Sept	Oct	Nov	Dec	Jan	Feb	Mar	Apr	May	June	July	Aug	Max
Red-throated Diver													
Great Northern Diver													
Little Grebe													
Great Crested Grebe													
Slavonian Grebe													
Black-necked Grebe													
Cormorant	2		2										2
Grey Heron													
Mute Swan													
Bewick's Swan													
Whooper Swan													
Bean Goose													
Pink-footed Goose													
White-fronted Goose													
Greylag Goose													
Canada Goose													
Barnacle Goose													
Dark-bellied Brent Goose		3	60										60
Pale-bellied Brent Goose													
Shelduck													
Eurasian Wigeon	8												8
Gadwall													
Teal													
Mallard				6									6
Pintail													
Shoveler													
Red-crested Pochard													
Pochard													
Tufted Duck				3		8							8
Scaup													
Eider			1										1
Long-tailed Duck													
Common Scoter													
Velvet Scoter													
Goldeneye													
Smew													
Red-breasted Merganser													
Goosander													
Ruddy Duck													
<b>Total wildfowl</b>	<b>10</b>	<b>3</b>	<b>63</b>	<b>9</b>		<b>8</b>							<b>85</b>

Mid South B Low	Sept	Oct	Nov	Dec	Jan	Feb	Mar	Apr	May	June	July	Aug	Max
Moorhen													
Coot													
Oystercatcher	10	65	38	25	25	20	54	45	15	15	6	18	65
Avocet													
Little Ringed Plover													
Ringed Plover	4	16		80	89		3						89
Golden Plover													
Grey Plover	2	1		4	6	4	4	2	2				6
Lapwing	6												6
Knot		3		95	16	65	12					43	95
Sanderling	22	45	2		20	39	3		34			8	45
Little Stint													
Curlew Sandpiper													
Dunlin	47	137	252	30	131	305	204	165				217	305
Purple Sandpiper				1	2	2	2						2
Ruff													
Jack Snipe													
Common Snipe													
Woodcock													
Black-tailed Godwit													
Bar-tailed Godwit	2	3	7	36	43	12	5				22	6	43
Whimbrel													
Curlew	6	4	6	3	1	5	7	10	2		7	8	10
Spotted Redshank													
Redshank	16	12	22	6	19	12	18	16			54	47	54
Greenshank													
Green Sandpiper													
Wood Sandpiper													
Common Sandpiper	3												3
Turnstone	25	10	6	10	28	50	30	9	6			1	50
<b>Total waders</b>	<b>143</b>	<b>296</b>	<b>333</b>	<b>290</b>	<b>380</b>	<b>514</b>	<b>342</b>	<b>247</b>	<b>59</b>	<b>15</b>	<b>89</b>	<b>348</b>	<b>773</b>
<b>Total wildfowl &amp; waders</b>	<b>153</b>	<b>299</b>	<b>396</b>	<b>299</b>	<b>380</b>	<b>522</b>	<b>342</b>	<b>247</b>	<b>59</b>	<b>15</b>	<b>89</b>	<b>348</b>	<b>858</b>



## Key species low tide

Mid South B Species	Winter				Spring				Autumn		
	Total	Month	%		Total	Month	%		Total	Month	%
Dark Bd Brent Goose	60	Nov	6.9			Mar				Jul	
Dark Bd Brent Goose		Dec				Apr				Aug	
Dark Bd Brent Goose		Jan				May				Sept	
Dark Bd Brent Goose		Feb				Jun				Oct	
Oystercatcher	38	Nov	2.4		54	Mar	2.5			Jul	
Oystercatcher		Dec			45	Apr	3.7			Aug	
Oystercatcher		Jan				May				Sept	
Oystercatcher		Feb			15	Jun	3.3			Oct	
Ringed Plover		Nov				Mar				Jul	
Ringed Plover	80	Dec	23			Apr				Aug	
Ringed Plover	89	Jan	18.8			May				Sept	
Ringed Plover		Feb				Jun			16	Oct	3
Knot		Nov				Mar				Jul	
Knot		Dec				Apr			43	Aug	4
Knot		Jan				May				Sept	
Knot		Feb				Jun				Oct	
Sanderling		Nov			3	Mar	7.1			Jul	
Sanderling		Dec				Apr			8	Aug	4.9
Sanderling		Jan			34	May	25		22	Sept	7.9
Sanderling	39	Feb	40			Jun				Oct	
Dunlin		Nov				Mar				Jul	
Dunlin		Dec				Apr			217	Aug	3.8
Dunlin		Jan				May				Sept	
Dunlin	305	Feb	2.2			Jun				Oct	
Bar-tailed Godwit		Nov				Mar			22	Jul	10
Bar-tailed Godwit	36	Dec	10			Apr				Aug	
Bar-tailed Godwit		Jan				May				Sept	
Bar-tailed Godwit		Feb				Jun				Oct	
Turnstone		Nov			30	Mar	5			Jul	
Turnstone		Dec			9	Apr	2.2			Aug	
Turnstone	28	Jan	4		6	May	4.9			Sept	
Turnstone	50	Feb	9.7			Jun				Oct	

### Recorded densities of key species

Densities of <0.1 birds per ha not shown

Mid South B 165 ha	Nov	Dec	Jan	Feb	Mar	Apr	May	Jun	Jul	Aug	Sept	Oct	Max	month
Species														
Dark-bd Brent Goose	0.36												0.36	Nov
Shelduck														
Teal														
Mallard														
Shoveler														
Oystercatcher	0.23	0.15	0.15	0.12	0.33	0.27				0.11		0.39	0.39	Oct
Avocet														
Ringed Plover		0.48	0.54									0.10	0.54	Jan
Golden Plover														
Grey Plover														
Lapwing														
Knot		0.57		0.39						0.26			0.57	Dec
Sanderling			0.12	0.24			0.21				0.13	0.27	0.27	Oct
Little Stint														
Curlew Sandpiper														
Dunlin	1.53	0.18	0.79	1.85	1.24	1.00				1.61	0.28	0.83	1.85	Feb
Black-tailed Godwit														
Bar-tailed Godwit		0.22	0.26					0.13					0.26	Jan
Curlew														
Redshank	0.13		0.12		0.11	0.10		0.33		0.28	0.10		0.33	Jul
Turnstone			0.17	0.30	0.18						0.15		0.30	Feb

## Sector Mid South C

### Sector Mid South C data

Mid South C Low	Sept	Oct	Nov	Dec	Jan	Feb	Mar	Apr	May	June	July	Aug	Max
Red-throated Diver													
Great Northern Diver													
Little Grebe				3								5	5
Great Crested Grebe													
Slavonian Grebe													
Black-necked Grebe													
Cormorant	6		4	1			1			1	2	5	6
Grey Heron				1									1
Mute Swan													
Bewick's Swan													
Whooper Swan													
Bean Goose													
Pink-footed Goose													
White-fronted Goose													
Greylag Goose													
Canada Goose													
Barnacle Goose													
Dark-bellied Brent Goose	3	34	137	36									137
Pale-bellied Brent Goose													
Shelduck			7	194	5		31	2			2		194
Eurasian Wigeon	20												20
Gadwall												2	2
Teal			1									7	7
Mallard		4		6								5	6
Pintail													
Shoveler													
Red-crested Pochard													
Pochard													
Tufted Duck													
Scaup													
Eider													
Long-tailed Duck													
Common Scoter													
Velvet Scoter													
Goldeneye													
Smew													
Red-breasted Merganser													
Goosander													
Ruddy Duck													
<b>Total wildfowl</b>	<b>29</b>	<b>38</b>	<b>149</b>	<b>241</b>	<b>5</b>		<b>32</b>	<b>2</b>		<b>1</b>	<b>4</b>	<b>24</b>	<b>378</b>

Mid South C Low	Sept	Oct	Nov	Dec	Jan	Feb	Mar	Apr	May	June	July	Aug	Max
Moorhen													
Coot													
Oystercatcher	415	154	191	200	34	121	188	92	114	76	164	552	552
Avocet													
Little Ringed Plover													
Ringed Plover	140	90	18	8	68	73			41		3	148	148
Golden Plover	125	177	2250			246	28	120			5	320	2250
Grey Plover	230	78	66	112	125	45	87	547	5			5	547
Lapwing			83	490	900	550							900
Knot	600	155	1784	5030	1678	291	450	408			9	314	5030
Sanderling	70	6	3	116	7	21	35	15	12	3	4	64	116
Little Stint													
Curlew Sandpiper													
Dunlin	260	42	109	321	291	227	388	523	26		21	201	523
Purple Sandpiper													
Ruff													
Jack Snipe													
Common Snipe							10						10
Woodcock													
Black-tailed Godwit													
Bar-tailed Godwit	450	42	18	169	235	177	83	5	4	58	90	109	450
Whimbrel											1	3	3
Curlew	43	17	21	15	18	34	34	27	4	3	24	17	43
Spotted Redshank													
Redshank	320	116	114	98	75	23	107	39		2	56	138	320
Greenshank													
Green Sandpiper													
Wood Sandpiper													
Common Sandpiper											1		1
Turnstone	135	33	79	23	15	14	63	83			11	75	135
<b>Total waders</b>	<b>2788</b>	<b>910</b>	<b>4736</b>	<b>6582</b>	<b>3446</b>	<b>1822</b>	<b>1473</b>	<b>1859</b>	<b>206</b>	<b>142</b>	<b>389</b>	<b>1946</b>	<b>11028</b>
<b>Total wildfowl &amp; waders</b>	<b>2817</b>	<b>948</b>	<b>4885</b>	<b>6823</b>	<b>3451</b>	<b>1822</b>	<b>1505</b>	<b>1861</b>	<b>206</b>	<b>143</b>	<b>393</b>	<b>1970</b>	<b>11406</b>

## Key species low tide

Mid South C Species	Winter				Spring				Autumn		
	Total	Month	%		Total	Month	%		Total	Month	%
Cormorant		Nov				Mar			2	Jul	3.5
Cormorant	4	Dec	2.6			Apr			5	Aug	9.6
Cormorant		Jan				May			6	Sept	5.4
Cormorant		Feb			1	Jun	3.2			Oct	
Dark Bd Brent Goose	137	Nov	15.8			Mar				Jul	
Dark Bd Brent Goose	36	Dec	3.3			Apr				Aug	
Dark Bd Brent Goose		Jan				May			3	Sept	60
Dark Bd Brent Goose		Feb				Jun			34	Oct	5.3
Shelduck		Nov				Mar				Jul	
Shelduck	194	Dec	9.1			Apr				Aug	
Shelduck		Jan				May				Sept	
Shelduck		Feb				Jun				Oct	
Wigeon		Nov				Mar				Jul	
Wigeon		Dec				Apr				Aug	
Wigeon		Jan				May			20	Sept	4.4
Wigeon		Feb				Jun				Oct	
Oystercatcher	191	Nov	12.3		188	Mar	8.9		164	Jul	17.3
Oystercatcher	200	Dec	10.7		92	Apr	7.7		552	Aug	23
Oystercatcher	34	Jan	2		114	May	14.9		415	Sept	5.4
Oystercatcher	21	Feb	6.4		76	Jun	16.7		154	Oct	5.9
Ringed Plover	18	Nov	3.9			Mar			3	Jul	2.8
Ringed Plover	8	Dec	2.3			Apr			148	Aug	13.4
Ringed Plover	68	Jan	14.3		41	May	2.6		140	Sept	14.9
Ringed Plover	73	Feb	14.5			Jun			90	Oct	17.1
Golden Plover	2250	Nov	6.2			Mar				Jul	
Golden Plover		Dec			120	Apr	21.9		320	Aug	2.6
Golden Plover		Jan				May				Sept	
Golden Plover	246	Feb	5.2			Jun				Oct	
Grey Plover	66	Nov	7.5		87	Mar	9.5			Jul	
Grey Plover	112	Dec	7.9		547	Apr	26.3			Aug	
Grey Plover	125	Jan	10.4			May			230	Sept	23.4
Grey Plover	45	Feb	3			Jun			78	Oct	8.9
Lapwing		Nov				Mar				Jul	
Lapwing		Dec				Apr				Aug	

Mid South C	Winter				Spring				Autumn		
Species	Total	Month	%		Total	Month	%		Total	Month	%
Lapwing	900	Jan	4.1			May				Sept	
Lapwing	550	Feb	4.6			Jun				Oct	
Knot	1784	Nov	24.5		450	Mar	6.8		9	Jul	20
Knot	5030	Dec	19.5		408	Apr	73.5		314	Aug	29.5
Knot	1678	Jan	8.3			May			600	Sept	7.1
Knot		Feb				Jun				Oct	
Sanderling	3	Nov	60		35	Mar	83.3		4	Jul	44
Sanderling	16	Dec	64		15	Apr	62.5		64	Aug	39.3
Sanderling	7	Jan	11.3		12	May	8.8		70	Sept	25.2
Sanderling	21	Feb	21.4		3	Jun	37.5		6	Oct	4.3
Dunlin		Nov			388	Mar	2.6			Jul	
Dunlin		Dec			523	Apr	4.6		201	Aug	3.5
Dunlin		Jan				May				Sept	
Dunlin		Feb				Jun				Oct	
Bar-tailed Godwit	18	Nov	4		83	Mar	26.2		90	Jul	41
Bar-tailed Godwit	169	Dec	48.4		5	Apr	7.1		109	Aug	32.5
Bar-tailed Godwit	135	Jan	6.2		4	May	11.8		450	Sept	37.3
Bar-tailed Godwit	177	Feb	5.6		58	Jun	100		42	Oct	3.9
Whimbrel		Nov				Mar				Jul	
Whimbrel		Dec				Apr			3	Aug	5.1
Whimbrel		Jan				May				Sept	
Whimbrel		Feb				Jun				Oct	
Redshank	114	Nov	2.6		107	Mar	3.6			Jul	
Redshank		Dec				Apr			138	Aug	4.6
Redshank	75	Jan	2.6			May			320	Sept	4.1
Redshank		Feb				Jun				Oct	
Common Sandpiper		Nov				Mar			2	Jul	14.3
Common Sandpiper		Dec				Apr				Aug	
Common Sandpiper		Jan				May				Sept	
Common Sandpiper		Feb				Jun				Oct	
Turnstone	79	Nov	12.6		63	Mar	10.6			Jul	
Turnstone	23	Dec	3.1		83	Apr	20.7		75	Aug	22.5
Turnstone	15	Jan	2.2			May			135	Sept	32.8
Turnstone	14	Feb	2.7			Jun			33	Oct	7.9

## Recorded densities of key species

Densities of <0.1 birds per ha not shown

Mid South C 530 ha														
Species	Nov	Dec	Jan	Feb	Mar	Apr	May	Jun	Jul	Aug	Sept	Oct	Max	month
Dark-bd Brent Goose	0.26												0.26	Nov
Shelduck		0.37											0.37	Dec
Teal														
Mallard														
Shoveler														
Oystercatcher	0.36	0.38		0.23	0.35	0.17	0.22	0.14	0.31	1.04	0.78	0.29	1.04	Aug
Avocet														
Ringed Plover			0.13	0.14						0.28	0.26	0.17	0.28	Aug
Golden Plover	4.26			0.46						0.60	0.24	0.33	4.26	Nov
Grey Plover	0.12	0.21	0.24		0.16	1.03					0.43	0.15	1.03	Mar
Lapwing	0.16	0.92	1.70	1.04									1.70	Jan
Knot	3.37	9.50	3.17	0.55	0.85	0.77				0.59	1.13	0.29	9.50	Dec
Sanderling		0.22								0.12	0.13		0.22	Dec
Little Stint														
Curlew Sandpiper														
Dunlin	0.21	0.61	0.55	0.43	0.73	0.99				0.38	0.49		0.99	Apr
Black-tailed Godwit														
Bar-tailed Godwit		0.32	0.44	0.33	0.16			0.11	0.17	0.21	0.85		0.85	Sept
Curlew	0.22												0.22	Nov
Redshank		0.18	0.14		0.20				0.11	0.26	0.60	0.22	0.60	Sept
Turnstone	0.15				0.12	0.16				0.14	0.25		0.25	Sept

## Sector Mid South D

### Sector Mid South D data

Mid South D Low	Sept	Oct	Nov	Dec	Jan	Feb	Mar	Apr	May	June	July	Aug	Max
Red-throated Diver		N/C											
Great Northern Diver		N/C											
Little Grebe		N/C											
Great Crested Grebe		N/C											
Slavonian Grebe		N/C											
Black-necked Grebe		N/C											
Cormorant	3	N/C	47				4	8		8	12	1	47
Grey Heron		N/C						1	3	3		1	3
Mute Swan		N/C							10				10
Bewick's Swan		N/C											
Whooper Swan		N/C											
Bean Goose		N/C											
Pink-footed Goose		N/C											
White-fronted Goose		N/C											
Greylag Goose		N/C	8										8
Canada Goose		N/C											
Barnacle Goose		N/C											
Dark-bellied Brent Goose	1	N/C	7	5	15	132	32	3	3				132
Pale-bellied Brent Goose		N/C											
Shelduck	23	N/C	16	71	36	71	3	13	7	21	6		71
Eurasian Wigeon		N/C	2				32						32
Gadwall		N/C											
Teal		N/C											
Mallard	2	N/C	2	2		5		2	5	1			5
Pintail		N/C											
Shoveler		N/C											
Red-crested Pochard		N/C											
Pochard		N/C											
Tufted Duck		N/C		2									2
Scaup		N/C											
Eider		N/C											
Long-tailed Duck		N/C											
Common Scoter		N/C											
Velvet Scoter		N/C											
Goldeneye		N/C											
Smew		N/C											
Red-breasted Merganser		N/C											
Goosander		N/C											
Ruddy Duck		N/C											
<b>Total wildfowl</b>	<b>29</b>	<b>N/C</b>	<b>82</b>	<b>80</b>	<b>51</b>	<b>208</b>	<b>71</b>	<b>27</b>	<b>28</b>	<b>33</b>	<b>18</b>	<b>2</b>	<b>310</b>



Mid South D Low	Sept	Oct	Nov	Dec	Jan	Feb	Mar	Apr	May	June	July	Aug	Max
Moorhen		N/C											
Coot		N/C											
Oystercatcher	151	N/C	210	81	43	25	55	30	51	18	54	359	359
Avocet		N/C											
Little Ringed Plover		N/C											
Ringed Plover	21	N/C	3		10	4			162	45		15	162
Golden Plover		N/C		2500				1			67	190	2500
Grey Plover	55	N/C	65	19	30	34	36	17	14	14		6	65
Lapwing		N/C	2	3000		2					6		3000
Knot	12	N/C	82	520	168	145	223					545	545
Sanderling		N/C				4				5			5
Little Stint		N/C											
Curlew Sandpiper		N/C											
Dunlin	74	N/C	62	155	105	87	187	82	39	32	29	94	187
Purple Sandpiper		N/C											
Ruff		N/C											
Jack Snipe		N/C											
Common Snipe	2	N/C		5			2	2					5
Woodcock		N/C											
Black-tailed Godwit		N/C										2	2
Bar-tailed Godwit	5	N/C	18	15	8	11	5				53	33	53
Whimbrel		N/C							5				5
Curlew	19	N/C	3	16	1	2	4	2	8	5	13	10	19
Spotted Redshank		N/C											
Redshank	122	N/C	131	63	52	72	98	42	28	16	42	75	131
Greenshank		N/C							1			1	1
Green Sandpiper		N/C											
Wood Sandpiper		N/C											
Common Sandpiper		N/C									1		1
Turnstone	2	N/C	85	184	85	73	43	19	1	3		5	184
<b>Total waders</b>	<b>463</b>	<b>N/C</b>	<b>661</b>	<b>6558</b>	<b>502</b>	<b>459</b>	<b>653</b>	<b>195</b>	<b>309</b>	<b>138</b>	<b>265</b>	<b>1335</b>	<b>7224</b>
<b>Total wildfowl &amp; waders</b>	<b>492</b>	<b>N/C</b>	<b>743</b>	<b>6638</b>	<b>553</b>	<b>667</b>	<b>724</b>	<b>222</b>	<b>337</b>	<b>171</b>	<b>283</b>	<b>1337</b>	<b>7534</b>

## Key species low tide

Mid South D	Winter				Spring				Autumn		
Species	Total	Month	%		Total	Month	%		Total	Month	%
Cormorant	47	Nov	31			Mar			12	Jul	21
Cormorant		Dec			8	Apr	22.9			Aug	
Cormorant		Jan				May				Sept	
Cormorant		Feb			8	Jun	27.6		n/c	Oct	
Dark Bd Brent Goose		Nov			32	Mar	10.7			Jul	
Dark Bd Brent Goose		Dec			3	Apr	3.7			Aug	
Dark Bd Brent Goose	15	Jan	4.5		3	May	10			Sept	
Dark Bd Brent Goose	132	Feb	14.1			Jun			n/c	Oct	
Shelduck		Nov				Mar				Jul	
Shelduck	71	Dec	3.3			Apr				Aug	
Shelduck		Jan				May				Sept	
Shelduck	71	Feb	2.9			Jun			n/c	Oct	
Oystercatcher	210	Nov	13.5		55	Mar	2.6		54	Jul	5.7
Oystercatcher	81	Dec	4.4		30	Apr	2.5		359	Aug	14.9
Oystercatcher	43	Jan	2.5		51	May	6.6			Sept	
Oystercatcher		Feb			18	Jun	3.9		n/c	Oct	
Ringed Plover		Nov				Mar				Jul	
Ringed Plover		Dec				Apr				Aug	
Ringed Plover	10	Jan	2.1		162	May	10.3		21	Sept	2.2
Ringed Plover		Feb			45	Jun	45		n/c	Oct	
Golden Plover		Nov				Mar				Jul	
Golden Plover	2500	Dec	9.7			Apr				Aug	
Golden Plover		Jan				May				Sept	
Golden Plover		Feb				Jun			n/c	Oct	
Grey Plover	65	Nov	7.4		36	Mar	3.9			Jul	
Grey Plover		Dec				Apr				Aug	
Grey Plover	30	Jan	2.5			May			55	Sept	5.6
Grey Plover	34	Feb	2.2		14	Jun	58.3		n/c	Oct	
Lapwing		Nov				Mar				Jul	
Lapwing	3000	Dec	11			Apr				Aug	
Lapwing		Jan				May				Sept	
Lapwing		Feb				Jun			n/c	Oct	

Mid South D Species	Winter				Spring				Autumn		
	Total	Month	%		Total	Month	%		Total	Month	%
Knot		Nov			223	Mar	3.3			Jul	
Knot	520	Dec	2			Apr			545	Aug	51.2
Knot		Jan				May				Sept	
Knot		Feb				Jun			n/c	Oct	
Sanderling		Nov				Mar				Jul	
Sanderling		Dec				Apr				Aug	
Sanderling		Jan				May				Sept	
Sanderling		Feb			5	Jun	62.5		n/c	Oct	
Bar-tailed Godwit		Nov				Mar			53	Jul	24.2
Bar-tailed Godwit		Dec				Apr			33	Aug	9.9
Bar-tailed Godwit		Jan				May				Sept	
Bar-tailed Godwit		Feb				Jun			n/c	Oct	
Redshank	131	Nov	2.9		98	Mar	3.3			Jul	
Redshank		Dec				Apr			75	Aug	2.5
Redshank		Jan			28	May	30.6			Sept	
Redshank	72	Feb	2.1		16	Jun	11.8		n/c	Oct	
Turnstone	85	Nov	13.6			Mar			7	Jul	17.5
Turnstone	184	Dec	24.6		19	Apr	4.7			Aug	
Turnstone	85	Jan	12.3			May				Sept	
Turnstone	73	Feb	14.2		3	Jun	12.5		n/c	Oct	

### Recorded densities of key species

Densities of <0.1 birds per ha not shown

Mid South D 218 ha	Nov	Dec	Jan	Feb	Mar	Apr	May	Jun	Jul	Aug	Sept	Oct	Max	month
Species														
Dark-bd Brent Goose				0.16	0.15							n/c	0.61	Feb
Shelduck		0.33	0.17	0.33							0.11	n/c	0.33	Dec/Feb
Teal												n/c		
Mallard												n/c		
Shoveler												n/c		
Oystercatcher	0.96	0.37	0.20	0.11	0.25	0.14	0.23		0.25	1.65	0.69	n/c	1.65	Aug
Avocet												n/c		
Ringed Plover							0.74	0.21				n/c	0.74	May
Golden Plover		11.47							0.31	0.87		n/c	11.47	Dec
Grey Plover	0.30		0.14	0.16	0.16						0.25	n/c	0.30	Nov
Lapwing		13.76										n/c	13.76	Dec
Knot	0.38	2.38	0.77	0.66	1.02					2.50		n/c	2.50	Aug
Sanderling												n/c		
Little Stint												n/c		
Curlew Sandpiper												n/c		
Dunlin	0.28	0.71	0.48	0.40	0.86	0.38	0.18	0.15	0.13	0.43	0.34	n/c	0.86	Mar
Black-tailed Godwit												n/c		
Bar-tailed Godwit									0.24	0.15		n/c	0.24	Jul
Curlew	0.60											n/c	0.60	Nov
Redshank		0.29	0.24	0.33	0.45	0.19	0.13		0.19	0.34	0.56	n/c	0.56	Sept
Turnstone	0.39	0.84	0.39	0.33	0.20							n/c	0.84	Dec

# Sector Mid South E

## Sector Mid South E data

Mid South E Low	Sept	Oct	Nov	Dec	Jan	Feb	Mar	Apr	May	June	July	Aug	Max
Red-throated Diver					5								5
Great Northern Diver													
Little Grebe													
Great Crested Grebe					3								3
Slavonian Grebe													
Black-necked Grebe													
Cormorant	8	5		3	9		9	2		6		11	11
Grey Heron	1							1		1			1
Mute Swan										6			6
Bewick's Swan													
Whooper Swan													
Bean Goose													
Pink-footed Goose													
White-fronted Goose													
Greylag Goose													
Canada Goose													
Barnacle Goose													
Dark-bellied Brent Goose	1	44	258		8	48	89	72		1			258
Pale-bellied Brent Goose													
Shelduck	24	16	197	147	108	18	48	22	2	12			197
Eurasian Wigeon		4											4
Gadwall													
Teal	3					18							18
Mallard		2	3				3		3				3
Pintail													
Shoveler													
Red-crested Pochard													
Pochard													
Tufted Duck													
Scaup													
Eider													
Long-tailed Duck													
Common Scoter													
Velvet Scoter													
Goldeneye													
Smew													
Red-breasted Merganser								1					1
Goosander													
Ruddy Duck													
<b>Total wildfowl</b>	<b>37</b>	<b>71</b>	<b>458</b>	<b>150</b>	<b>133</b>	<b>84</b>	<b>149</b>	<b>98</b>	<b>5</b>	<b>26</b>		<b>11</b>	<b>507</b>

Mid South E Low	Sept	Oct	Nov	Dec	Jan	Feb	Mar	Apr	May	June	July	Aug	Max
Moorhen													
Coot													
Oystercatcher	895	135		65	33	45	97	194	33	6	40	102	895
Avocet													
Little Ringed Plover													
Ringed Plover	1	14	5					59	246	36	10	114	246
Golden Plover	219										92		219
Grey Plover	69	3	12	31	57	96		96	9		3	591	591
Lapwing	92		38								35	18	92
Knot					104			5				26	104
Sanderling	2	26		18	28	1		1	2			88	88
Little Stint													
Curlew Sandpiper										1			
Dunlin	113	144	47	63	68	277		202	109	34	58	247	277
Purple Sandpiper													
Ruff													
Jack Snipe													
Common Snipe													
Woodcock													
Black-tailed Godwit											1		1
Bar-tailed Godwit	3					3	4					19	19
Whimbrel									1		2	6	6
Curlew	25	10	11	17	9	16	7	60	11		16	19	60
Spotted Redshank													
Redshank	34	26	14	57	78	58	36	205	35	18	69	34	205
Greenshank									1		4	2	4
Green Sandpiper													
Wood Sandpiper													
Common Sandpiper									2			2	2
Turnstone		1				1		2	1			7	7
<b>Total waders</b>	<b>1453</b>	<b>359</b>	<b>127</b>	<b>251</b>	<b>377</b>	<b>497</b>	<b>144</b>	<b>824</b>	<b>450</b>	<b>95</b>	<b>330</b>	<b>1275</b>	<b>2816</b>
<b>Total wildfowl &amp; waders</b>	<b>1490</b>	<b>430</b>	<b>585</b>	<b>401</b>	<b>510</b>	<b>581</b>	<b>293</b>	<b>922</b>	<b>455</b>	<b>121</b>	<b>330</b>	<b>1286</b>	<b>3323</b>

## Key species low tide

Mid South E	Winter				Spring				Autumn		
Species	Total	Month	%		Total	Month	%		Total	Month	%
Cormorant		Nov			9	Mar	15.3			Jul	
Cormorant	3	Dec	5.9		2	Apr	5.7		11	Aug	21.2
Cormorant	9	Jan	10.1			May			8	Sept	7.2
Cormorant		Feb			6	Jun	20.7		5	Oct	5
Dark Bd Brent Goose	258	Nov	29.8		89	Mar	29.9			Jul	
Dark Bd Brent Goose		Dec			72	Apr	88.9			Aug	
Dark Bd Brent Goose	8	Jan	2.4			May			1	Sept	20
Dark Bd Brent Goose	48	Feb	5.1		1	Jun	7.7		44	Oct	6.9
Shelduck	197	Nov	8.4		48	Mar	2			Jul	
Shelduck	147	Dec	6.9			Apr				Aug	
Shelduck	108	Jan	5.1			May				Sept	
Shelduck		Feb				Jun				Oct	
Teal		Nov				Mar				Jul	
Teal		Dec				Apr				Aug	
Teal		Jan				May				Sept	
Teal	18	Feb	5			Jun				Oct	
Oystercatcher		Nov			97	Mar	4.6		40	Jul	4.2
Oystercatcher	65	Dec	3.5		194	Apr	16.2		102	Aug	4.2
Oystercatcher		Jan			33	May	4.3		895	Sept	11.6
Oystercatcher	45	Feb	2.4			Jun			135	Oct	5.1
Ringed Plover		Nov				Mar			10	Jul	9.3
Ringed Plover		Dec			59	Apr	30.2		114	Aug	10.3
Ringed Plover		Jan			246	May	15.6		14	Sept	2.7
Ringed Plover		Feb			36	Jun	36			Oct	
Golden Plover		Nov				Mar			92	Jul	2.4
Golden Plover		Dec				Apr				Aug	
Golden Plover		Jan				May			219	Sept	2.3
Golden Plover		Feb				Jun				Oct	
Grey Plover		Nov				Mar				Jul	
Grey Plover	31	Dec	2.2		96	Apr	4.7		591	Aug	54.4
Grey Plover	57	Jan	4.7			May			69	Sept	7
Grey Plover	96	Feb	6.3			Jun				Oct	

Mid South E	Winter				Spring				Autumn		
Species	Total	Month	%		Total	Month	%		Total	Month	%
Lapwing		Nov				Mar				Jul	
Lapwing		Dec				Apr				Aug	
Lapwing		Jan				May			92	Sept	3.1
Lapwing		Feb				Jun				Oct	
Knot		Nov				Mar				Jul	
Knot		Dec				Apr			26	Aug	2.4
Knot		Jan				May				Sept	
Knot		Feb				Jun				Oct	
Sanderling		Nov				Mar				Jul	
Sanderling	18	Dec	9.9		1	Apr	4.1		88	Aug	54
Sanderling	28	Jan	45.2			May				Sept	
Sanderling		Feb				Jun			26	Oct	8.7
Dunlin		Nov				Mar				Jul	
Dunlin		Dec				Apr			247	Aug	4.3
Dunlin		Jan				May				Sept	
Dunlin		Feb			34	Jun	44.9			Oct	
Bar-tailed Godwit		Nov				Mar				Jul	
Bar-tailed Godwit		Dec				Apr			19	Aug	4.7
Bar-tailed Godwit		Jan				May				Sept	
Bar-tailed Godwit		Feb				Jun				Oct	
Whimbrel		Nov				Mar			2	Jul	4.8
Whimbrel		Dec				Apr			6	Aug	10.2
Whimbrel		Jan				May				Sept	
Whimbrel		Feb				Jun				Oct	
Curlew		Nov				Mar				Jul	
Curlew		Dec			60	Apr	2			Aug	
Curlew		Jan			11	May	2.2			Sept	
Curlew		Feb				Jun				Oct	
Redshank		Nov				Mar			69	Jul	2.2
Redshank		Dec				Apr			26	Aug	2.4
Redshank	78	Jan	2.7		205	May	4.1			Sept	
Redshank		Feb				Jun				Oct	
Greenshank		Nov				Mar			4	Jul	8
Greenshank		Dec				Apr			2	Aug	2.7



Mid South E	Winter				Spring				Autumn		
Species	Total	Month	%		Total	Month	%		Total	Month	%
Greenshank		Jan				May				Sept	
Greenshank		Feb				Jun				Oct	
Common Sandpiper		Nov				Mar				Jul	
Common Sandpiper		Dec				Apr			2	Aug	9.1
Common Sandpiper		Jan				May				Sept	
Common Sandpiper		Feb				Jun				Oct	
Turnstone		Nov				Mar				Jul	
Turnstone		Dec				Apr			7	Aug	2.1
Turnstone		Jan				May				Sept	
Turnstone		Feb				Jun				Oct	

### Recorded densities of key species

Densities of <0.1 birds per ha not shown

Mid South E 675 ha	Nov	Dec	Jan	Feb	Mar	Apr	May	Jun	Jul	Aug	Sept	Oct	Max	month
Dark-bd Brent Goose	0.38				0.13	0.11							0.38	Nov
Shelduck	0.29	0.22	0.16										0.29	Nov
Teal														
Mallard														
Shoveler														
Oystercatcher					0.14	0.29				0.15	1.33	0.20	1.33	Sept
Avocet														
Ringed Plover							0.36			0.17			0.36	May
Golden Plover									0.14		0.32		0.32	Sept
Grey Plover				0.14		0.14				0.88	0.10		0.88	Aug
Lapwing											0.14		0.14	Sept
Knot			0.15										0.15	Jan
Sanderling										0.13			0.13	Aug
Little Stint														
Curlew Sandpiper														
Dunlin				0.41		0.30	0.16			0.37	0.17	0.20	0.41	Feb
Black-tailed Godwit														
Bar-tailed Godwit														
Curlew														
Redshank			0.12			0.30			0.10				0.30	Apr
Turnstone														

## Sector Mid South F

### Sector Mid South F data

Mid South F Low	Sept	Oct	Nov	Dec	Jan	Feb	Mar	Apr	May	June	July	Aug	Max
Red-throated Diver								NC					
Great Northern Diver								NC					
Little Grebe					2			NC					2
Great Crested Grebe								NC					
Slavonian Grebe								NC					
Black-necked Grebe								NC					
Cormorant	14	6				4	1	NC			7	5	14
Grey Heron		3		2	1	4		NC	3	4			4
Mute Swan						2		NC					2
Bewick's Swan								NC					
Whooper Swan								NC					
Bean Goose								NC					
Pink-footed Goose		24						NC					24
White-fronted Goose								NC					
Greylag Goose								NC					
Canada Goose								NC					
Barnacle Goose								NC					
Dark-bellied Brent Goose		411	404	1016	312	520	71	NC	24				1016
Pale-bellied Brent Goose								NC					
Shelduck	4	50	406	314	138	112	45	NC	13	12			406
Eurasian Wigeon		3		32	11			NC					32
Gadwall								NC					
Teal				18				NC					18
Mallard		5		23			6	NC	6	22			23
Pintail				7	4	16		NC					16
Shoveler								NC					
Red-crested Pochard								NC					
Pochard								NC					
Tufted Duck								NC					
Scaup								NC					
Eider								NC					
Long-tailed Duck								NC					
Common Scoter								NC					
Velvet Scoter								NC					
Goldeneye								NC					
Smew								NC					
Red-breasted Merganser								NC					
Goosander								NC					
Ruddy Duck								NC					
<b>Total wildfowl</b>	<b>18</b>	<b>502</b>	<b>810</b>	<b>1412</b>	<b>468</b>	<b>648</b>	<b>123</b>	<b>NC</b>	<b>46</b>	<b>38</b>	<b>7</b>	<b>5</b>	<b>1557</b>

Mid South F Low	Sept	Oct	Nov	Dec	Jan	Feb	Mar	Apr	May	June	July	Aug	Max
Moorhen								NC					
Coot								NC					
Oystercatcher	1150	501	472	638	411	241	372	NC	177	210	398	1248	1248
Avocet								NC					
Little Ringed Plover								NC					
Ringed Plover	18	2						NC	234		2		234
Golden Plover	580	832	60			63		NC	4		52	36	832
Grey Plover	98	87	112	227	106	263	52	NC	2		13	140	263
Lapwing		418	800	1150	1100	86		NC			1		1150
Knot	80	120	1000	730	146	257	218	NC			6		1000
Sanderling	181	8		47	4	3	4	NC	26				181
Little Stint								NC					
Curlew Sandpiper	4							NC					4
Dunlin	300	25	137	448	186	330	470	NC	202			4	448
Purple Sandpiper								NC					
Ruff								NC					
Jack Snipe								NC					
Common Snipe								NC					
Woodcock								NC					
Black-tailed Godwit								NC					
Bar-tailed Godwit	14	249	8	43		7	4	NC			17	48	249
Whimbrel								NC	1		3	2	3
Curlew	48		19	47	31	49	44	NC	3	7	20	21	49
Spotted Redshank								NC					
Redshank	225	133	182	688	354	238	220	NC	7	14	130	33	688
Greenshank								NC				3	3
Green Sandpiper								NC					
Wood Sandpiper								NC					
Common Sandpiper								NC				1	1
Turnstone	3	6	9	18	108	52	70	NC	1		13		108
<b>Total waders</b>	<b>2701</b>	<b>2381</b>	<b>2799</b>	<b>4036</b>	<b>2446</b>	<b>1589</b>	<b>1454</b>	<b>NC</b>	<b>657</b>	<b>231</b>	<b>655</b>	<b>1536</b>	<b>6461</b>
<b>Total wildfowl &amp; waders</b>	<b>2719</b>	<b>2883</b>	<b>3609</b>	<b>5448</b>	<b>2914</b>	<b>2237</b>	<b>1577</b>		<b>703</b>	<b>269</b>	<b>662</b>	<b>1541</b>	<b>8018</b>

## Key species low tide

Mid South F	Winter				Spring				Autumn		
	Species	Total	Month		%	Total	Month		%	Total	Month
Cormorant			Nov			Mar			7	Jul	12.3
Cormorant			Dec		n/c	Apr			5	Aug	9.6
Cormorant			Jan			May			14	Sept	12.6
Cormorant	4		Feb	8		Jun			6	Oct	6
Dark Bd Brent Goose	404		Nov	46.7		Mar	23.8			Jul	
Dark Bd Brent Goose	1016		Dec	94.6		Apr				Aug	
Dark Bd Brent Goose	312		Jan	73.1		May	80			Sept	
Dark Bd Brent Goose	520		Feb	55.4		Jun			411	Oct	64.4
Shelduck	406		Nov	17.3		Mar				Jul	
Shelduck	314		Dec	14.7		Apr				Aug	
Shelduck	138		Jan	6.5		May				Sept	
Shelduck	112		Feb	4.6		Jun				Oct	
Mallard			Nov			Mar				Jul	
Mallard			Dec		n/c	Apr				Aug	
Mallard			Jan			May				Sept	
Mallard			Feb		22	Jun	4.6			Oct	
Pintail			Nov			Mar				Jul	
Pintail	7		Dec	87.5		Apr				Aug	
Pintail	4		Jan	80		May				Sept	
Pintail	16		Feb	88.9		Jun				Oct	
Oystercatcher	472		Nov	30.4		Mar	17.6		398	Jul	41.9
Oystercatcher	638		Dec	34.3		Apr			1248	Aug	51.9
Oystercatcher	411		Jan	24.4		May	23.1		1150	Sept	14.9
Oystercatcher	241		Feb	12.8		Jun	46.1		501	Oct	19.1
Ringed Plover			Nov			Mar				Jul	
Ringed Plover			Dec		n/c	Apr				Aug	
Ringed Plover			Jan		234	May	14.8			Sept	
Ringed Plover			Feb			Jun				Oct	
Golden Plover			Nov			Mar				Jul	
Golden Plover			Dec		n/c	Apr				Aug	
Golden Plover			Jan			May			580	Sept	6
Golden Plover			Feb			Jun			832	Oct	5.4

Mid South F	Winter				Spring				Autumn		
Species	Total	Month	%		Total	Month	%		Total	Month	%
Grey Plover	112	Nov	12.8		52	Mar	5.7		13	Jul	14.8
Grey Plover	227	Dec	16.1		n/c	Apr			140	Aug	12.9
Grey Plover	106	Jan	8.8			May			98	Sept	9.9
Grey Plover	263	Feb	17.4			Jun			87	Oct	10
Lapwing	800	Nov	10.3			Mar				Jul	
Lapwing	1150	Dec	4.2		n/c	Apr				Aug	
Lapwing	1100	Jan	5.1			May				Sept	
Lapwing	86	Feb	2.3			Jun			418	Oct	11.7
Knot	1000	Nov	13.7		218	Mar	3.3		6	Jul	13.3
Knot	730	Dec	2.8		n/c	Apr				Aug	
Knot		Jan				May				Sept	
Knot		Feb				Jun				Oct	
Sanderling		Nov			4	Mar	9.5			Jul	
Sanderling	47	Dec	26		n/c	Apr				Aug	
Sanderling	4	Jan	6.5		26	May	19.1		181	Sept	65.1
Sanderling	3	Feb	3.1			Jun			8	Oct	5.8
Dunlin		Nov			470	Mar	3.2			Jul	
Dunlin	448	Dec	2.8		n/c	Apr				Aug	
Dunlin		Jan				May				Sept	
Dunlin	330	Feb	2.3			Jun				Oct	
Bar-tailed Godwit		Nov				Mar			17	Jul	7.7
Bar-tailed Godwit	43	Dec	12.3		n/c	Apr			48	Aug	14.3
Bar-tailed Godwit		Jan				May				Sept	
Bar-tailed Godwit		Feb				Jun			249	Oct	23.2
Whimbrel		Nov				Mar			3	Jul	7.1
Whimbrel		Dec			n/c	Apr				Aug	
Whimbrel		Jan				May				Sept	
Whimbrel		Feb				Jun				Oct	
Redshank	182	Nov	4.1		220	Mar	7.4		130	Jul	4.1
Redshank	688	Dec	13.3		n/c	Apr				Aug	
Redshank	354	Jan	12.2		7	May	5.1		225	Sept	2.9
Redshank	238	Feb	6.8		14	Jun	10.3			Oct	
Greenshank		Nov				Mar				Jul	
Greenshank		Dec			n/c	Apr			3	Aug	4.1

Mid South F	Winter				Spring				Autumn		
Species	Total	Month	%		Total	Month	%		Total	Month	%
Greenshank		Jan				May				Sept	
Greenshank		Feb				Jun				Oct	
Turnstone		Nov			70	Mar	11.7		13	Jul	32.5
Turnstone	18	Dec	2.4		n/c	Apr				Aug	
Turnstone	108	Jan	15.6			May				Sept	
Turnstone	52	Feb	10.1			Jun				Oct	

**Recorded densities of key species**

Densities of <0.1 birds per ha not shown

Mid South F 505 ha	Nov	Dec	Jan	Feb	Mar	Apr	May	Jun	Jul	Aug	Sept	Oct	Max	month
Dark-bd Brent Goose	0.80	2.01	0.62	1.03	0.14	n/c						0.81	2.01	Dec
Shelduck	0.80	0.62	0.27	0.22	0.73	n/c						0.10	0.73	Mar
Teal						n/c								
Mallard						n/c								
Shoveler						n/c								
Oystercatcher	0.93	1.26	0.81	0.48	0.74	n/c	0.35	0.42	0.79	2.47	0.30	0.99	2.47	Aug
Avocet						n/c								
Ringed Plover						n/c	0.46						0.46	May
Golden Plover	0.12			0.12		n/c			0.10		1.15	1.65	1.65	Oct
Grey Plover	0.22	0.45	0.21	0.52	0.10	n/c				0.28	0.19	0.17	0.52	Feb
Lapwing	1.56	2.28	2.18	0.17		n/c						0.83	2.28	Dec
Knot	1.98	1.45	0.29	0.51	0.43	n/c					0.16	0.24	1.98	Nov
Sanderling						n/c					0.36		0.36	Sept
Little Stint						n/c								
Curlew Sandpiper						n/c								
Dunlin	0.27	0.89	0.37	0.65	0.93	n/c	0.40				0.59		0.93	Mar
Black-tailed Godwit						n/c								
Bar-tailed Godwit						n/c						0.49	0.49	Oct
Curlew						n/c								
Redshank	0.36	1.36	0.70	0.47	0.44	n/c			0.26		0.45	0.26	1.36	Dec
Turnstone			0.21	0.10	0.14	n/c							0.21	Jan



## Sub sector North A1

### Sub sector North A1 data

North A1 Low	Sept	Oct	Nov	Dec	Jan	Feb	Mar	Apr	May	June	July	Aug	Max
Red-throated Diver							N/C						
Great Northern Diver							N/C						
Little Grebe							N/C						
Great Crested Grebe							N/C						
Slavonian Grebe							N/C						
Black-necked Grebe							N/C						
Cormorant	1	51	9	9	15		N/C					2	51
Grey Heron	2	2	2	3	2		N/C	1		2		1	3
Mute Swan							N/C						
Bewick's Swan							N/C						
Whooper Swan							N/C						
Bean Goose							N/C						
Pink-footed Goose							N/C						
White-fronted Goose							N/C						
Greylag Goose							N/C						
Canada Goose							N/C						
Barnacle Goose							N/C						
Dark-bellied Brent Goose							N/C						
Pale-bellied Brent Goose							N/C						
Shelduck						4	N/C						4
Eurasian Wigeon							N/C						
Gadwall							N/C						
Teal				50			N/C						50
Mallard	37	127	103	128	181	17	N/C	2	5		30	15	181
Pintail							N/C						
Shoveler							N/C						
Red-crested Pochard							N/C						
Pochard							N/C						
Tufted Duck							N/C						
Scaup							N/C						
Eider							N/C						
Long-tailed Duck							N/C						
Common Scoter							N/C						
Velvet Scoter							N/C						
Goldeneye							N/C						
Smew							N/C						
Red-breasted Merganser							N/C						
Goosander							N/C						
Ruddy Duck							N/C						
<b>Total wildfowl</b>	<b>40</b>	<b>180</b>	<b>114</b>	<b>190</b>	<b>198</b>	<b>21</b>	<b>N/C</b>	<b>3</b>	<b>5</b>	<b>2</b>	<b>30</b>	<b>18</b>	<b>289</b>

North A1 Low	Sept	Oct	Nov	Dec	Jan	Feb	Mar	Apr	May	June	July	Aug	Max
Moorhen							N/C						
Coot							N/C						
Oystercatcher							N/C						
Avocet							N/C						
Little Ringed Plover							N/C						
Ringed Plover							N/C						
Golden Plover		320	410	30	1200	350	N/C				200	220	1200
Grey Plover							N/C						
Lapwing	405	167	193	17	760		N/C				290	300	760
Knot							N/C						
Sanderling							N/C						
Little Stint							N/C						
Curlew Sandpiper	7						N/C						7
Dunlin							N/C						
Purple Sandpiper							N/C						
Ruff							N/C						
Jack Snipe							N/C						
Common Snipe							N/C						
Woodcock							N/C						
Black-tailed Godwit							N/C						
Bar-tailed Godwit							N/C						
Whimbrel							N/C						
Curlew							N/C						
Spotted Redshank							N/C						
Redshank			3				N/C						3
Greenshank							N/C						
Green Sandpiper							N/C						
Wood Sandpiper							N/C						
Common Sandpiper							N/C						
Turnstone							N/C						
<b>Total waders</b>	<b>412</b>	<b>487</b>	<b>606</b>	<b>47</b>	<b>1960</b>	<b>350</b>	<b>N/C</b>				<b>490</b>	<b>520</b>	<b>1970</b>
<b>Total wildfowl &amp; waders</b>	<b>452</b>	<b>667</b>	<b>720</b>	<b>237</b>	<b>2158</b>	<b>371</b>	<b>N/C</b>	<b>3</b>	<b>5</b>	<b>2</b>	<b>520</b>	<b>538</b>	<b>2259</b>

## Key species low tide

North A1 Species	Winter				Spring				Autumn		
	Total	Month	%		Total	Month	%		Total	Month	%
Cormorant	9	Nov	5.9		n/c	Mar			Jul		
Cormorant	9	Dec	17.6			Apr		2	Aug	3.8	
Cormorant	15	Jan	16.8			May			Sept		
Cormorant		Feb				Jun			Oct		
Teal		Nov			n/c	Mar			Jul		
Teal	50	Dec	3.6			Apr			Aug		
Teal		Jan				May			Sept		
Teal		Feb				Jun			Oct		
Mallard	103	Nov	8.3		n/c	Mar		30	Jul	6.8	
Mallard	128	Dec	8.6			Apr			Aug		
Mallard	181	Jan	12.3			May		37	Sept	4.7	
Mallard	17	Feb	2.9			Jun		127	Oct	10.8	
Golden Plover		Nov			n/c	Mar		200	Jul	5.2	
Golden Plover		Dec				Apr			Aug		
Golden Plover	1200	Jan	7.8			May			Sept		
Golden Plover	350	Feb	7.4			Jun			Oct		
Lapwing	193	Nov	2.5		n/c	Mar		290	Jul	12.4	
Lapwing		Dec				Apr		300	Aug	8.2	
Lapwing	760	Jan	3.5			May		405	Sept	13.5	
Lapwing		Feb				Jun		167	Oct	4.7	

### Recorded densities of key species

Densities of <0.1 birds per ha not shown

North A1 20 ha	Nov	Dec	Jan	Feb	Mar	Apr	May	Jun	Jul	Aug	Sept	Oct	Max	month
Shelduck				0.2	n/c								0.2	Feb
Teal		2.5			n/c								2.5	Dec
Mallard	5.15	6.4	9.05	0.85	n/c	0.1	0.25		1.5	0.75	1.85	6.35	9.05	Jan
Shoveler					n/c									
Oystercatcher					n/c									
Avocet					n/c									
Ringed Plover					n/c									
Golden Plover	20.5	1.5	60	17.5	n/c				10	11		16	60	Jan
Grey Plover					n/c									
Lapwing	9.65	0.85	38		n/c				14.5	15	20.25	8.35	38	Jan
Knot					n/c									
Sanderling					n/c									
Little Stint					n/c									
Curlew Sandpiper					n/c						0.35		0.35	Sept
Dunlin					n/c									
Black-tailed Godwit					n/c									
Bar-tailed Godwit					n/c									
Curlew					n/c									
Redshank	0.15				n/c								0.15	Nov
Turnstone					n/c									

## Sub sector North A2

### Sub sector North A2 data

North A2 Low	Sept	Oct	Nov	Dec	Jan	Feb	Mar	Apr	May	June	July	Aug	Max
Red-throated Diver													
Great Northern Diver													
Little Grebe							4	10	14	8	7		14
Great Crested Grebe							1	3	2	2	2		3
Slavonian Grebe													
Black-necked Grebe													
Cormorant	26	4	17	8	18	14	6	6	8	5	3	12	26
Grey Heron	14	1	2	3		2	1	2	2	5	11	10	14
Mute Swan						4	4	4	2				4
Bewick's Swan					2								2
Whooper Swan													
Bean Goose													
Pink-footed Goose									1				1
White-fronted Goose				1									1
Greylag Goose	255		67	28		215	35	22	22	18	22	45	255
Canada Goose	4					32	32	8	16	15	2		32
Barnacle Goose													
Dark-bellied Brent Goose													
Pale-bellied Brent Goose													
Shelduck	5	44	62	46	12	28	78	88	124	15	4	1	124
Eurasian Wigeon		224	545	224	175	245	225	22	1				545
Gadwall			7	3	12	10	11	5	20	28	12	8	28
Teal	127	398	112	54	65	67	45	20	3	32	132	115	398
Mallard	97	165	105	45	89	36	24	15	32	134	155	105	165
Pintail			1			1			1				1
Shoveler	45	89	22	6	9	15	35	15	19	22	8	8	89
Red-crested Pochard													
Pochard					10	12	14	5	16	8			16
Tufted Duck			3		1	3	12	18	8	6	3		18
Scaup													
Eider													
Long-tailed Duck													
Common Scoter													
Velvet Scoter													
Goldeneye			2	4	2	1	1	3					4
Smew													
Red-breasted Meganser													
Goosander													
Ruddy Duck									6	7			7
<b>Total wildfowl</b>	<b>573</b>	<b>925</b>	<b>945</b>	<b>422</b>	<b>395</b>	<b>685</b>	<b>528</b>	<b>246</b>	<b>297</b>	<b>305</b>	<b>361</b>	<b>304</b>	<b>1747</b>

Moorhen													
Coot								32	36				36
Oystercatcher						2	8	10	8	6			10
Avocet						3	48	49	52	34	6		52
Little Ringed Plover									1		5	1	5
Ringed Plover	7								12		2	3	12
Golden Plover	112	1890	8250	565	3250	340	360		1		265	3455	8250
Grey Plover													
Lapwing	895	455	1650	1670	2823	1250	85	26	45	135	290	1442	2823
Knot												1	1
Sanderling													
Little Stint	21												21
Curlew Sandpiper	5												5
Dunlin	37	91	115	45	45	155	55	55	156	8	65	55	156
Purple Sandpiper													
Ruff	55	85	28	1							26	58	85
Jack Snipe													
Common Snipe		5	12	4	3	15	44	44	1	2	12	14	44
Woodcock													
Black-tailed Godwit	2	3							29		15	15	29
Bar-tailed Godwit													
Whimbrel													
Curlew		6	12	27	23	38	6	6	2		8	8	38
Spotted Redshank	6	5	1	2	3	3	2			2	5	3	6
Redshank	64	56	15	19	6	18	18	11	26	15	56	66	66
Greenshank	3	2							1		20	24	24
Green Sandpiper	2									1	24	18	24
Wood Sandpiper									1	1			1
Common Sandpiper	1											5	5
Turnstone	1												1
<b>Total waders</b>	<b>1211</b>	<b>2598</b>	<b>10083</b>	<b>2333</b>	<b>6153</b>	<b>1824</b>	<b>626</b>	<b>201</b>	<b>335</b>	<b>204</b>	<b>799</b>	<b>5168</b>	<b>11694</b>
<b>Total wildfowl &amp; waders</b>	<b>1784</b>	<b>3523</b>	<b>11028</b>	<b>2755</b>	<b>6548</b>	<b>2509</b>	<b>1154</b>	<b>447</b>	<b>632</b>	<b>509</b>	<b>1160</b>	<b>5472</b>	<b>13441</b>

## Key species low tide

North A2	Winter				Spring				Autumn		
Species	Total	Month	%		Total	Month	%		Total	Month	%
Cormorant	17	Nov	11.1		6	Mar	10.2		3	Jul	5.2
Cormorant	8	Dec	15.7		6	Apr	17.1		12	Aug	23.1
Cormorant	18	Jan	20.2		8	May	40		26	Sept	23.4
Cormorant	14	Feb	28		8	Jun	27.6		4	Oct	4
Greylag Goose	67	Nov	32.2		35	Mar	6.9		22	Jul	8.4
Greylag Goose	28	Dec	43		22	Apr	12.4		45	Aug	23.7
Greylag Goose		Jan			22	May	10.4		255	Sept	33.5
Greylag Goose	215	Feb	93.9		18	Jun	14.3			Oct	
Canada Goose		Nov			32	Mar	10.3			Jul	
Canada Goose		Dec			8	Apr	3.8			Aug	
Canada Goose		Jan			16	May	7			Sept	
Canada Goose	32	Feb	16.3		15	Jun	6.5			Oct	
Shelduck	62	Nov	2.6		78	Mar	3.3			Jul	
Shelduck	46	Dec	2.2		88	Apr	4.3			Aug	
Shelduck		Jan			124	May	8.8			Sept	
Shelduck		Feb				Jun				Oct	
Wigeon	545	Nov	14.4		225	Mar	12.4			Jul	
Wigeon	224	Dec	9.2		22	Apr	10.1			Aug	
Wigeon	175	Jan	6.2			May				Sept	
Wigeon	245	Feb	10.2			Jun			224	Oct	9.4
Gadwall	7	Nov	63.6		11	Mar	61.1		12	Jul	100
Gadwall	3	Dec	100		5	Apr	41.6		8	Aug	13.8
Gadwall	12	Jan	21.4		20	May	87			Sept	
Gadwall	10	Feb	100		28	Jun	84.8			Oct	
Teal	112	Nov	11.7		45	Mar	32.1		132	Jul	72
Teal	54	Dec	3.9		20	Apr	17.1		115	Aug	9.4
Teal	65	Jan	8.9		3	May	42.8		127	Sept	6
Teal	67	Feb	18.8		32	Jun	74.4		398	Oct	31
Mallard	105	Nov	8.5		24	Mar	6.6		155	Jul	35.6
Mallard	45	Dec	3		15	Apr	7.8		105	Aug	13.3
Mallard	89	Jan	6.1		32	May	10.5		97	Sept	12.4

North A2	Winter				Spring				Autumn		
Species	Total	Month	%		Total	Month	%		Total	Month	%
Mallard	36	Feb	6.2		134	Jun	25.2		165	Oct	14
Shoveler	22	Nov	61.1		35	Mar	68.6		8	Jul	34.5
Shoveler	6	Dec	42.9		15	Apr	46.9		8	Aug	3.9
Shoveler	9	Jan	69.2		19	May	76		45	Sept	73.8
Shoveler	15	Feb	30		22	Jun	56.4		89	Oct	94.7
Avocet		Nov			48	Mar	98		6	Jul	4.2
Avocet		Dec			49	Apr	70			Aug	
Avocet		Jan			52	May	88.1			Sept	
Avocet	3	Feb	100		34	Jun	69.4			Oct	
Golden Plover	8250	Nov	22.8		360	Mar	16.4		265	Jul	7
Golden Plover	565	Dec	2.2			Apr			3455	Aug	27.6
Golden Plover	3250	Jan	21.2			May				Sept	
Golden Plover	340	Feb	7.2			Jun			1890	Oct	12.2
Lapwing	1650	Nov	21.3		85	Mar	75.2		290	Jul	12.4
Lapwing	1670	Dec	6.1		26	Apr	59.1		1442	Aug	39.4
Lapwing	2823	Jan	13		45	May	73.8		895	Sept	29.9
Lapwing	1250	Feb	33		135	Jun	29.9		455	Oct	12.8
Little Stint		Nov				Mar				Jul	
Little Stint		Dec				Apr				Aug	
Little Stint		Jan				May			21	Sept	26.3
Little Stint		Feb				Jun				Oct	
Curlew Sandpiper		Nov				Mar				Jul	
Curlew Sandpiper		Dec				Apr			5	Aug	22.7
Curlew Sandpiper		Jan				May			5	Sept	8.3
Curlew Sandpiper		Feb				Jun				Oct	
Ruff	28	Nov	93.3			Mar			26	Jul	89.7
Ruff	1	Dec	100			Apr			58	Aug	85.3
Ruff		Jan				May			55	Sept	62.5
Ruff		Feb				Jun			85	Oct	81.7
Black-tailed Godwit		Nov				Mar			15	Jul	30.6
Black-tailed Godwit		Dec				Apr				Aug	
Black-tailed Godwit		Jan			29	May	100			Sept	



North A2	Winter				Spring				Autumn		
Species	Total	Month	%		Total	Month	%		Total	Month	%
Black-tailed Godwit		Feb				Jun				Oct	
Spotted Redshank	1	Nov	50		2	Mar	100		5	Jul	83.3
Spotted Redshank	2	Dec	100			Apr			3	Aug	37.5
Spotted Redshank	3	Jan	75			May			6	Sept	66.7
Spotted Redshank	3	Feb	100		2	Jun	100		5	Oct	83.3
Greenshank		Nov				Mar			20	Jul	40
Greenshank		Dec				Apr				Aug	
Greenshank		Jan				May				Sept	
Greenshank		Feb				Jun				Oct	
Green Sandpiper		Nov				Mar			24	Jul	96
Green Sandpiper		Dec				Apr			18	Aug	85.7
Green Sandpiper		Jan				May				Sept	
Green Sandpiper		Feb				Jun				Oct	

## Recorded densities of key species

Densities of <0.1 birds per ha not shown

North A2 40 ha	Nov	Dec	Jan	Feb	Mar	Apr	May	Jun	Jul	Aug	Sept	Oct	Max	month
Shelduck	1.55	1.15	0.30	0.70	1.95	2.20	3.10	0.37	0.10		0.12	1.10	3.10	May
Teal	2.80	1.35	1.63	1.68	1.13	0.50		0.80	3.30	2.88	3.18	9.95	9.95	Oct
Mallard	2.63	1.13	2.23	0.90	0.60	0.38	0.80	3.35	3.88	2.63	2.43	4.13	4.13	Oct
Shoveler	0.55	0.15	0.23	0.38	0.88	0.38	0.48	0.55	0.20	0.20	1.13	2.23	2.23	Oct
Oystercatcher					0.20	0.25	0.20	0.15					0.25	Apr
Avocet					1.20	1.23	1.30	0.85	0.15				1.30	May
Ringed Plover							0.30				0.18		0.30	May
Golden Plover	206.25	14.13	81.25	8.50	9.00				6.63	86.38	2.80	47.25	206.25	Nov
Grey Plover														
Lapwing	41.25	41.75	70.58	31.25	2.13	0.65	1.13	3.38	7.25	36.05	22.38	11.38	70.58	Jan
Knot														
Sanderling														
Little Stint											0.53		0.53	Sept
Curlew Sandpiper											0.13		0.13	Sept
Dunlin	2.88	1.13	1.13	3.88	1.38	1.38	3.90	0.20	1.63	1.38	0.93	2.28	3.90	May
Black-tailed Godwit							0.73		0.38	0.38			0.73	May
Bar-tailed Godwit														
Curlew	0.30	0.68	0.58	0.95	0.15	0.15			0.20	0.20		0.15	0.95	Feb
Redshank	0.38	0.48	0.15	0.45	0.45	0.28	0.65	0.38	1.40	1.65	1.60	1.40	1.65	Aug
Turnstone														

## Sub sector North B1

### Sub sector North B1 data

North B1 Low	Sept	Oct	Nov	Dec	Jan	Feb	Mar	Apr	May	June	July	Aug	Max
Red-throated Diver													
Great Northern Diver													
Little Grebe							2				1		2
Great Crested Grebe													
Slavonian Grebe													
Black-necked Grebe													
Cormorant	18	2		6	2		1				1	2	18
Grey Heron	2				1								2
Mute Swan	8	2		7	3	2	2	2		2	2	4	8
Bewick's Swan													
Whooper Swan													
Bean Goose													
Pink-footed Goose													
White-fronted Goose													
Greylag Goose			58				38	2	14				58
Canada Goose	1				2		4	7					7
Barnacle Goose													
Dark-bellied Brent Goose													
Pale-bellied Brent Goose													
Shelduck	32	2	268	2	22	11	35	18	12	8	11		268
Eurasian Wigeon	100	4		23	204		72	8					204
Gadwall													
Teal	125		36	4	40	2	14	11					125
Mallard	26	6		11	31	2	8		4	9		2	31
Pintail	46												46
Shoveler	6	2					1				2	2	6
Red-crested Pochard													
Pochard					2	5		6			9	2	9
Tufted Duck					2							2	2
Scaup													
Eider													
Long-tailed Duck													
Common Scoter													
Velvet Scoter													
Goldeneye					4		1						4
Smew													
Red-breasted Merganser													
Goosander													
Ruddy Duck		1				2							2
<b>Total wildfowl</b>	<b>364</b>	<b>19</b>	<b>362</b>	<b>53</b>	<b>313</b>	<b>24</b>	<b>178</b>	<b>54</b>	<b>30</b>	<b>19</b>	<b>26</b>	<b>14</b>	<b>792</b>

North B1 Low	Sept	Oct	Nov	Dec	Jan	Feb	Mar	Apr	May	June	July	Aug	Max
Moorhen				1	3	2		1		1	2	2	3
Coot				14	16	6	8	8	6	6	7	19	19
Oystercatcher	4		1										4
Avocet								2					2
Little Ringed Plover													
Ringed Plover	3	2											3
Golden Plover					510		670						670
Grey Plover					3								3
Lapwing	61		22		620					2	42	180	620
Knot													
Sanderling													
Little Stint													
Curlew Sandpiper													
Dunlin	10		4		16				2		6		16
Purple Sandpiper													
Ruff													
Jack Snipe													
Common Snipe													
Woodcock													
Black-tailed Godwit													
Bar-tailed Godwit													
Whimbrel													
Curlew	4	2	15	3			2	1			4		15
Spotted Redshank													
Redshank	8	2	55	1	21	1	4	2	4	3		1	55
Greenshank													
Green Sandpiper													
Wood Sandpiper													
Common Sandpiper													
Turnstone													
<b>Total waders</b>	<b>90</b>	<b>6</b>	<b>97</b>	<b>19</b>	<b>1189</b>	<b>9</b>	<b>684</b>	<b>14</b>	<b>12</b>	<b>12</b>	<b>61</b>	<b>202</b>	<b>1410</b>
<b>Total wildfowl &amp; waders</b>	<b>454</b>	<b>25</b>	<b>459</b>	<b>72</b>	<b>1502</b>	<b>33</b>	<b>862</b>	<b>68</b>	<b>42</b>	<b>31</b>	<b>87</b>	<b>216</b>	<b>2202</b>

## Key species low tide

North B1	Winter				Spring				Autumn		
	Species	Total	Month		%	Total	Month		%	Total	Month
Cormorant		Nov				Mar				Jul	
Cormorant	6	Dec	11.8			Apr			2	Aug	3.8
Cormorant	2	Jan	2.2			May			18	Sept	16.2
Cormorant		Feb				Jun			2	Oct	2
Mute Swan		Nov				Mar				Jul	
Mute Swan	7	Dec	2.3			Apr				Aug	
Mute Swan		Jan				May			8	Sept	5
Mute Swan		Feb				Jun				Oct	
Greylag Goose	58	Nov	27.9		38	Mar	7.5			Jul	
Greylag Goose		Dec				Apr				Aug	
Greylag Goose		Jan			14	May	6.6			Sept	
Greylag Goose		Feb				Jun				Oct	
Canada Goose		Nov				Mar				Jul	
Canada Goose		Dec			7	Apr	3.3			Aug	
Canada Goose		Jan				May				Sept	
Canada Goose		Feb				Jun				Oct	
Shelduck	268	Nov	11.4			Mar				Jul	
Shelduck		Dec				Apr				Aug	
Shelduck		Jan				May				Sept	
Shelduck		Feb				Jun				Oct	
Wigeon		Nov			72	Mar	4			Jul	
Wigeon		Dec			8	Apr	3.7			Aug	
Wigeon	204	Jan	7.2			May			100	Sept	22.1
Wigeon		Feb				Jun				Oct	
Teal	36	Nov	3.8		14	Mar	10			Jul	
Teal		Dec			11	Apr	9.4			Aug	
Teal	40	Jan	5.5			May			125	Sept	5.9
Teal		Feb				Jun				Oct	
Mallard		Nov			8	Mar	2.2			Jul	
Mallard		Dec				Apr				Aug	
Mallard	31	Jan	2.1		9	May	3		26	Sept	3.3
Mallard		Feb				Jun				Oct	

North B1	Winter				Spring				Autumn		
Pintail		Nov				Mar				Jul	
Pintail		Dec				Apr				Aug	
Pintail		Jan				May			46	Sept	100
Pintail		Feb				Jun				Oct	
Shoveler		Nov				Mar				Jul	
Shoveler		Dec				Apr				Aug	
Shoveler		Jan				May			6	Sept	9.8
Shoveler		Feb				Jun				Oct	
Golden Plover		Nov			670	Mar	30.5			Jul	
Golden Plover		Dec				Apr				Aug	
Golden Plover	510	Jan	3.3			May				Sept	
Golden Plover		Feb				Jun				Oct	
Lapwing		Nov				Mar				Jul	
Lapwing		Dec				Apr			180	Aug	4.9
Lapwing	620	Jan	2.9			May				Sept	
Lapwing		Feb				Jun				Oct	

## Recorded densities of key species

Densities of <0.1 birds per ha not shown

North B1 67 ha		Nov	Dec	Jan	Feb	Mar	Apr	May	Jun	Jul	Aug	Sept	Oct	Max	month
Species															
Shelduck		4.00		0.33	0.16	0.52	0.27	0.18	0.12	0.16		0.48		4.00	Nov
Teal		0.54		0.60		0.21	0.16					1.87		1.87	Sept
Mallard			0.16	0.46		0.12			0.13			0.39		0.46	Jan
Shoveler															
Oystercatcher															
Avocet															
Ringed Plover															
Golden Plover				7.61		10.00								10.00	Mar
Grey Plover															
Lapwing		0.33		9.25						0.63	2.69	0.91		9.25	Jan
Knot															
Sanderling															
Little Stint															
Curlew Sandpiper															
Dunlin				0.24								0.15		0.24	Jan
Black-tailed Godwit															
Bar-tailed Godwit															
Curlew		0.22												0.22	Nov
Redshank		0.82		0.31								0.12		0.82	Nov
Turnstone															

## Sub sector North B2

### Sub sector North B2 data

North B2 Low	Sept	Oct	Nov	Dec	Jan	Feb	Mar	Apr	May	June	July	Aug	Max
Red-throated Diver													
Great Northern Diver													
Little Grebe													
Great Crested Grebe													
Slavonian Grebe													
Black-necked Grebe													
Cormorant		1			3					1			3
Grey Heron											3		3
Mute Swan													
Bewick's Swan													
Whooper Swan													
Bean Goose													
Pink-footed Goose													
White-fronted Goose													
Greylag Goose	450			18	54	12	346	58	113	17	107	14	450
Canada Goose						14	36	25	57	58	117	11	117
Barnacle Goose								1	1				1
Dark-bellied Brent Goose													
Pale-bellied Brent Goose													
Shelduck	394	610	46	38	117	49	194	299	173	95	327	176	610
Eurasian Wigeon	228	1100	870	1500	1210	1450	1181	129					1500
Gadwall													
Teal	146	27	31	12	11	10	42	13					146
Mallard	92	57	77	32	111	18	17	15	4	12	46	18	92
Pintail													
Shoveler													
Red-crested Pochard													
Pochard													
Tufted Duck													
Scaup													
Eider													
Long-tailed Duck													
Common Scoter													
Velvet Scoter													
Goldeneye				1			2						2
Smew													
Red-breasted Meganser													
Goosander													
Ruddy Duck													
<b>Total wildfowl</b>	<b>1310</b>	<b>1795</b>	<b>1024</b>	<b>1601</b>	<b>1506</b>	<b>1553</b>	<b>1818</b>	<b>540</b>	<b>348</b>	<b>183</b>	<b>600</b>	<b>219</b>	<b>2924</b>



North B2 Low	Sept	Oct	Nov	Dec	Jan	Feb	Mar	Apr	May	June	July	Aug	Max
Moorhen									1				1
Coot												2	2
Oystercatcher							1	6	1	4	4		6
Avocet								5					5
Little Ringed Plover													
Ringed Plover	3				2				47			2	47
Golden Plover	32	36	450	125						24	532	193	532
Grey Plover					1								1
Lapwing	172	147		1000	203	85		1		133	355	507	1000
Knot													
Sanderling													
Little Stint													
Curlew Sandpiper													
Dunlin	43	53	29	14	32	42			134		121	1	134
Purple Sandpiper													
Ruff													
Jack Snipe													
Common Snipe													
Woodcock													
Black-tailed Godwit													
Bar-tailed Godwit													
Whimbrel													
Curlew	33	6	6		2	18		17		2	3		33
Spotted Redshank													
Redshank	12		17	12	16	11	11	18	2	13	29	7	29
Greenshank													
Green Sandpiper													
Wood Sandpiper													
Common Sandpiper												1	1
Turnstone													
<b>Total waders</b>	<b>295</b>	<b>242</b>	<b>502</b>	<b>1151</b>	<b>256</b>	<b>156</b>	<b>12</b>	<b>47</b>	<b>185</b>	<b>176</b>	<b>1044</b>	<b>713</b>	<b>1791</b>
<b>Total wildfowl &amp; waders</b>	<b>1605</b>	<b>2037</b>	<b>1526</b>	<b>2752</b>	<b>1762</b>	<b>1709</b>	<b>1830</b>	<b>587</b>	<b>533</b>	<b>359</b>	<b>1644</b>	<b>932</b>	<b>4715</b>

## Key species low tide

North B2	Winter				Spring				Autumn		
Species	Total	Month	%		Total	Month	%		Total	Month	%
Cormorant		Nov				Mar				Jul	
Cormorant		Dec				Apr				Aug	
Cormorant	3	Jan	3.4			May				Sept	
Cormorant		Feb				Jun				Oct	
Greylag Goose		Nov			346	Mar	68.5		107	Jul	41
Greylag Goose	18	Dec	27.7		58	Apr	32.6		14	Aug	7.4
Greylag Goose	54	Jan	14.8		113	May	53.3		450	Sept	59
Greylag Goose	12	Feb	5.2		17	Jun	13.5			Oct	
Canada Goose		Nov			36	Mar	11.5		117	Jul	33.7
Canada Goose		Dec			25	Apr	11.7		11	Aug	6.4
Canada Goose		Jan			57	May	24.8			Sept	
Canada Goose	14	Feb	7.1		58	Jun	20.4			Oct	
Shelduck		Nov			194	Mar	8.1		327	Jul	14.6
Shelduck		Dec			299	Apr	14.5		176	Aug	6.3
Shelduck	117	Jan	5.5		173	May	12.2		394	Sept	8.3
Shelduck		Feb			95	Jun	5.7		610	Oct	16.6
Wigeon	870	Nov	23		1181	Mar	65			Jul	
Wigeon	1500	Dec	61.5		129	Apr	59.2			Aug	
Wigeon	1210	Jan	42.6			May			228	Sept	50.3
Wigeon	1450	Feb	60.1			Jun			1100	Oct	46.2
Teal	31	Nov	3.2		42	Mar	30			Jul	
Teal		Dec			13	Apr	11.1			Aug	
Teal		Jan				May			146	Sept	6.9
Teal	10	Feb	2.8			Jun			27	Oct	2.1
Mallard	77	Nov	6.2		17	Mar	4.7		46	Jul	10.5
Mallard	32	Dec	2.2		15	Apr	7.8		18	Aug	2.3
Mallard	111	Jan	7.6			May			92	Sept	11.8
Mallard	18	Feb	3.1		12	Jun	2.3		57	Oct	4.8
Avocet		Nov				Mar				Jul	
Avocet		Dec			5	Apr	7.1			Aug	
Avocet		Jan				May				Sept	
Avocet		Feb				Jun				Oct	

North B2	Winter				Spring				Autumn		
Species	Total	Month	%		Total	Month	%		Total	Month	%
Ringed Plover		Nov				Mar				Jul	
Ringed Plover		Dec				Apr				Aug	
Ringed Plover		Jan			47	May	3			Sept	
Ringed Plover		Feb				Jun				Oct	
Golden Plover		Nov				Mar			532	Jul	14
Golden Plover		Dec				Apr				Aug	
Golden Plover		Jan				May				Sept	
Golden Plover		Feb			24	Jun	68.6			Oct	
Lapwing		Nov				Mar			355	Jul	15.2
Lapwing	1000	Dec	3.7			Apr			507	Aug	13.9
Lapwing		Jan				May			172	Sept	5.7
Lapwing		Feb			133	Jun	28.7		147	Oct	4.1
Redshank		Nov				Mar				Jul	
Redshank		Dec				Apr				Aug	
Redshank		Jan				May				Sept	
Redshank		Feb			13	Jun	9.3			Oct	
Common Sandpiper		Nov				Mar				Jul	
Common Sandpiper		Dec				Apr			1	Aug	4.5
Common Sandpiper		Jan				May				Sept	
Common Sandpiper		Feb				Jun				Oct	

## Recorded densities of key species

Densities of <0.1 birds per ha not shown

North B2 64 ha	Nov	Dec	Jan	Feb	Mar	Apr	May	Jun	Jul	Aug	Sept	Oct	Max	month
Shelduck	0.72	0.59	1.83	0.77	3.03	4.67	2.70	1.48	5.11	2.75	6.16	9.53	9.53	Oct
Teal	0.48	0.19	0.17	0.16	0.66	0.20					2.28	0.42	2.28	Sept
Mallard	1.20	0.50	1.73	0.28	0.27	0.23		0.19	0.72	0.28	1.44	0.89	1.73	Jan
Shoveler														
Oystercatcher														
Avocet														
Ringed Plover							0.73						0.73	May
Golden Plover	7.03	1.95						0.38	8.31	3.02	0.50	0.56	8.31	Jul
Grey Plover														
Lapwing	15.63	3.17	1.33				2.08	5.55	7.92	2.69	2.30		15.63	Nov
Knot														
Sanderling														
Little Stint														
Curlew Sandpiper														
Dunlin	0.45	0.22	0.50	0.66			2.09		1.89		0.67	0.83	2.09	May
Black-tailed Godwit														
Bar-tailed Godwit														
Curlew				0.28		0.27					0.52		0.52	Sept
Redshank	0.27	0.19	0.25	0.17	0.17	0.28		0.20	0.45	0.11	0.19		0.28	Apr
Turnstone														

## Sub sector North B3

### Sub sector North B3 data

North B3 Low	Sept	Oct	Nov	Dec	Jan	Feb	Mar	Apr	May	June	July	Aug	Max
Red-throated Diver													
Great Northern Diver													
Little Grebe			1										1
Great Crested Grebe			1										1
Slavonian Grebe													
Black-necked Grebe													
Cormorant			2								1		2
Grey Heron											1	1	1
Mute Swan													
Bewick's Swan													
Whooper Swan													
Bean Goose													
Pink-footed Goose													
White-fronted Goose													
Greylag Goose												5	5
Canada Goose											66		66
Barnacle Goose													
Dark-bellied Brent Goose													
Pale-bellied Brent Goose													
Shelduck	788	678	8	222	213	146	387	479	211	516	247	427	788
Eurasian Wigeon	11	21	205		120			6					205
Gadwall													
Teal	156	43	21	135	12	67	2						156
Mallard		6	45	24	14	18	3	3		7		21	45
Pintail													
Shoveler			2										2
Red-crested Pochard													
Pochard													
Tufted Duck													
Scaup													
Eider													
Long-tailed Duck													
Common Scoter													
Velvet Scoter													
Goldeneye													
Smew													
Red-breasted Merganser													
Goosander													
Ruddy Duck			1										1
<b>Total wildfowl</b>	<b>955</b>	<b>748</b>	<b>286</b>	<b>381</b>	<b>359</b>	<b>231</b>	<b>392</b>	<b>488</b>	<b>211</b>	<b>523</b>	<b>315</b>	<b>454</b>	<b>1273</b>

North B3 Low	Sept	Oct	Nov	Dec	Jan	Feb	Mar	Apr	May	June	July	Aug	Max
Moorhen			1										1
Coot			14										14
Oystercatcher							6		3		2		6
Avocet				1									1
Little Ringed Plover													
Ringed Plover	11	5							11			2	11
Golden Plover	683	600		2400							168	12	2400
Grey Plover	2											3	3
Lapwing	226	107		386	78					89	160	38	386
Knot													
Sanderling													
Little Stint	1												1
Curlew Sandpiper	2												2
Dunlin	172	135	18	1002	4	450			42		42	11	1002
Purple Sandpiper													
Ruff	1												1
Jack Snipe													
Common Snipe				2									2
Woodcock													
Black-tailed Godwit	1											5	5
Bar-tailed Godwit						2	1						2
Whimbrel													
Curlew	136	36		45	9	32	41	13	2	11	62	76	136
Spotted Redshank	1												1
Redshank	59	124	4	73	76	10	15	9	4	6	31	106	124
Greenshank													
Green Sandpiper													
Wood Sandpiper													
Common Sandpiper													
Turnstone													
<b>Total waders</b>	<b>1295</b>	<b>1007</b>	<b>37</b>	<b>3909</b>	<b>167</b>	<b>494</b>	<b>63</b>	<b>22</b>	<b>62</b>	<b>106</b>	<b>465</b>	<b>253</b>	<b>4098</b>
<b>Total wildfowl &amp; waders</b>	<b>2250</b>	<b>1755</b>	<b>323</b>	<b>4290</b>	<b>526</b>	<b>725</b>	<b>455</b>	<b>510</b>	<b>273</b>	<b>629</b>	<b>780</b>	<b>707</b>	<b>5371</b>

**Key species low tide**

North B3	Winter				Spring				Autumn		
Species	Total	Month	%		Total	Month	%		Total	Month	%
Canada Goose		Nov				Mar			66	Jul	19
Canada Goose		Dec				Apr			5	Aug	2.9
Canada Goose		Jan				May				Sept	
Canada Goose		Feb				Jun				Oct	
Shelduck		Nov			387	Mar	16.2		247	Jul	11.1
Shelduck	222	Dec	10.5		479	Apr	23.3		427	Aug	15.2
Shelduck	213	Jan	10		211	May	14.9		788	Sept	16.5
Shelduck	146	Feb	5.9		516	Jun	31.2		678	Oct	18.4
Wigeon	205	Nov	5.4			Mar				Jul	
Wigeon		Dec			6	Apr	2.8			Aug	
Wigeon	120	Jan	4.2			May				Sept	
Wigeon		Feb				Jun				Oct	
Teal	21	Nov	2.2			Mar				Jul	
Teal	135	Dec	9.8			Apr				Aug	
Teal		Jan				May			156	Sept	7.4
Teal	67	Feb	18.8			Jun			43	Oct	3.3
Mallard	45	Nov	3.6			Mar				Jul	
Mallard		Dec				Apr			21	Aug	2.7
Mallard		Jan				May				Sept	
Mallard	18	Feb	3.1			Jun				Oct	
Golden Plover	2400	Nov	7.3			Mar			168	Jul	4.4
Golden Plover		Dec				Apr				Aug	
Golden Plover		Jan				May			683	Sept	7.1
Golden Plover		Feb				Jun			600	Oct	3.9
Lapwing		Nov				Mar			160	Jul	6.9
Lapwing		Dec				Apr				Aug	
Lapwing		Jan				May			226	Sept	7.6
Lapwing		Feb			89	Jun	19.2		107	Oct	3
Dunlin		Nov				Mar				Jul	
Dunlin	1002	Dec	6.2			Apr				Aug	
Dunlin		Jan				May				Sept	
Dunlin	450	Feb	3.2			Jun				Oct	

North B3	Winter				Spring				Autumn		
Species	Total	Month	%		Total	Month	%		Total	Month	%
Curlew		Nov				Mar			62	Jul	2.7
Curlew	45	Dec	3.1			Apr			76	Aug	2.3
Curlew		Jan				May			136	Sept	4.7
Curlew		Feb			11	Jun	2.3			Oct	
Redshank		Nov				Mar				Jul	
Redshank		Dec				Apr			106	Aug	3.6
Redshank	76	Jan	2.6		4	May	2.9			Sept	
Redshank		Feb			6	Jun	4.3			Oct	



## Recorded densities of key species

Densities of <0.1 birds per ha not shown

North B3 81 ha	Nov	Dec	Jan	Feb	Mar	Apr	May	Jun	Jul	Aug	Sept	Oct	Max	month
Shelduck	0.10	2.74	2.63	1.80	4.78	5.91	2.60	6.37	3.05	5.27	9.73	8.37	9.73	Sept
Teal	0.26	1.67	0.15	0.83							1.93	0.53	1.93	Sept
Mallard	0.56	0.30	0.17	0.22						0.26			0.56	Nov
Shoveler														
Oystercatcher														
Avocet														
Ringed Plover							0.14				0.14		0.14	May/Sept
Golden Plover		29.63							2.07	0.15	8.43	7.41	29.63	Dec
Grey Plover														
Lapwing		4.77	0.96					1.10	1.98	0.47	2.79	1.32	4.77	Dec
Knot														
Sanderling														
Little Stint														
Curllew Sandpiper														
Dunlin	0.22	12.37		5.56			0.52		0.52	0.14	2.12	1.67	12.37	Dec
Black-tailed Godwit														
Bar-tailed Godwit														
Curllew		0.56	0.11	0.40	0.51	0.16		0.14	0.77	0.94	1.68	0.44	1.68	Sept
Redshank		0.90	0.94	0.12	0.19	0.11			0.38	1.31	0.73	1.53	1.53	Oct
Turnstone														

## Sector North C

### Sector North C data

North C Low	Sept	Oct	Nov	Dec	Jan	Feb	Mar	Apr	May	June	July	Aug	Max
Red-throated Diver													
Great Northern Diver													
Little Grebe													
Great Crested Grebe										3	2		3
Slavonian Grebe													
Black-necked Grebe													
Cormorant			2					1			1		2
Grey Heron		1	1		1			1	1				1
Mute Swan										6			6
Bewick's Swan													
Whooper Swan													
Bean Goose													
Pink-footed Goose													
White-fronted Goose													
Greylag Goose					37			2		51	74		74
Canada Goose													
Barnacle Goose													
Dark-bellied Brent Goose													
Pale-bellied Brent Goose													
Shelduck		21	2		3			6	14	49	20		49
Eurasian Wigeon													
Gadwall													
Teal	137	8		1	3								137
Mallard	8	15	4	10	41	8		6	5	23	6	22	41
Pintail													
Shoveler										2			2
Red-crested Pochard													
Pochard											4		4
Tufted Duck										2	20		20
Scaup													
Eider													
Long-tailed Duck													
Common Scoter													
Velvet Scoter													
Goldeneye			1					2					2
Smew													
Red-breasted Merganser													
Goosander													
Ruddy Duck													
<b>Total wildfowl</b>	<b>145</b>	<b>45</b>	<b>10</b>	<b>11</b>	<b>85</b>	<b>8</b>		<b>18</b>	<b>20</b>	<b>136</b>	<b>127</b>	<b>22</b>	<b>341</b>

North C Low	Sept	Oct	Nov	Dec	Jan	Feb	Mar	Apr	May	June	July	Aug	Max
Moorhen													
Coot													
Oystercatcher		4	1						2	3	2		4
Avocet													
Little Ringed Plover													
Ringed Plover	4	3	10		18				6		2	5	18
Golden Plover		8		20	450	500					29		500
Grey Plover			1										1
Lapwing	31	13	30	142	256	200		6	8	13	40	15	256
Knot						50							50
Sanderling	2												2
Little Stint													
Curlew Sandpiper													
Dunlin	26	137	40	1011	475	75		150					1011
Purple Sandpiper													
Ruff													
Jack Snipe													
Common Snipe													
Woodcock													
Black-tailed Godwit													
Bar-tailed Godwit		1		1	9							4	9
Whimbrel													
Curlew	11	25	2	8	1	32		7			24	30	32
Spotted Redshank													
Redshank		59	25	34	49	18		19	2	3		26	59
Greenshank													
Green Sandpiper													
Wood Sandpiper													
Common Sandpiper												1	1
Turnstone		4	20	5									20
<b>Total waders</b>	<b>74</b>	<b>254</b>	<b>129</b>	<b>1221</b>	<b>1258</b>	<b>875</b>		<b>182</b>	<b>18</b>	<b>19</b>	<b>97</b>	<b>81</b>	<b>1963</b>
<b>Total wildfowl &amp; waders</b>	<b>219</b>	<b>299</b>	<b>139</b>	<b>1232</b>	<b>1343</b>	<b>883</b>	<b>0</b>	<b>200</b>	<b>38</b>	<b>155</b>	<b>224</b>	<b>103</b>	<b>2304</b>

## Key species low tide

North C	Winter				Spring				Autumn		
Species	Total	Month	%		Total	Month	%		Total	Month	%
Mute Swan		Nov			n/c	Mar				Jul	
Mute Swan		Dec				Apr				Aug	
Mute Swan		Jan				May				Sept	
Mute Swan		Feb			6	Jun	4.3			Oct	
Greylag Goose		Nov			n/c	Mar			74	Jul	28.4
Greylag Goose		Dec				Apr				Aug	
Greylag Goose	37	Jan	10.2			May				Sept	
Greylag Goose		Feb			51	Jun	40			Oct	
Shelduck		Nov			n/c	Mar				Jul	
Shelduck		Dec				Apr				Aug	
Shelduck		Jan				May				Sept	
Shelduck		Feb			49	Jun	3			Oct	
Teal		Nov			n/c	Mar				Jul	
Teal		Dec				Apr				Aug	
Teal		Jan				May			137	Sept	6.5
Teal		Feb				Jun				Oct	
Mallard		Nov			n/c	Mar				Jul	
Mallard		Dec			6	Apr	3.1		22	Aug	2.8
Mallard	41	Jan	2.8			May				Sept	
Mallard		Feb			23	Jun	4.3			Oct	
Ringed Plover	10	Nov	2.2		n/c	Mar				Jul	
Ringed Plover		Dec				Apr				Aug	
Ringed Plover	18	Jan	3.8			May				Sept	
Ringed Plover		Feb				Jun				Oct	
Golden Plover		Nov			n/c	Mar				Jul	
Golden Plover		Dec				Apr				Aug	
Golden Plover	450	Jan	2.9			May				Sept	
Golden Plover	500	Feb	10.6			Jun				Oct	
Lapwing		Nov			n/c	Mar				Jul	
Lapwing		Dec			6	Apr	13.6			Aug	
Lapwing		Jan				May				Sept	
Lapwing	200	Feb	5.3		13	Jun	2.8			Oct	

North C	Winter				Spring				Autumn		
Species	Total	Month	%		Total	Month	%		Total	Month	%
Dunlin		Nov			n/c	Mar				Jul	
Dunlin	1011	Dec	6.2			Apr				Aug	
Dunlin	475	Jan	2.8			May				Sept	
Dunlin		Feb				Jun				Oct	
Redshank		Nov			n/c	Mar				Jul	
Redshank		Dec				Apr				Aug	
Redshank		Jan				May				Sept	
Redshank		Feb			3	Jun	2.1			Oct	
Common Sandpiper		Nov			n/c	Mar				Jul	
Common Sandpiper		Dec				Apr			1	Aug	4.5
Common Sandpiper		Jan				May				Sept	
Common Sandpiper		Feb				Jun				Oct	
Turnstone	20	Nov	3.2		n/c	Mar				Jul	
Turnstone		Dec				Apr				Aug	
Turnstone		Jan				May				Sept	
Turnstone		Feb				Jun				Oct	

**Recorded densities of key species**

Densities of <0.1 birds per ha not shown

North C 95 ha Species	Nov	Dec	Jan	Feb	Mar	Apr	May	Jun	Jul	Aug	Sept	Oct	Max	month
Shelduck							0.15	0.52	0.21			0.22	0.52	June
Teal											1.44		1.44	Sept
Mallard		0.11	0.43					0.24		0.23		0.16	0.43	Jan
Shoveler														
Oystercatcher														
Avocet														
Ringed Plover	0.11		0.19										0.19	Jan
Golden Plover		0.21	4.74	5.26				0.31					5.26	Feb
Grey Plover														
Lapwing	0.32	1.49	2.69	2.11				0.14	0.42	0.16	0.33	0.14	2.69	Jan
Knot				0.53									0.53	Feb
Sanderling														
Little Stint														
Curlew Sandpiper														
Dunlin	0.42	10.64	5.00	0.79		1.58					0.27	1.44	10.64	Dec
Black-tailed Godwit														
Bar-tailed Godwit														
Curlew				0.34										
Redshank	0.26	0.36	0.52	0.19		0.20				0.27		0.26	0.34	Feb
Turnstone	0.21												0.21	Nov

## Sector North D

### Sector North D data

North D Low	Sept	Oct	Nov	Dec	Jan	Feb	Mar	Apr	May	June	July	Aug	Max
Red-throated Diver											N/C		
Great Northern Diver											N/C		
Little Grebe											N/C		
Great Crested Grebe											N/C		
Slavonian Grebe											N/C		
Black-necked Grebe											N/C		
Cormorant	1	4	3	1		1	1				N/C		4
Grey Heron			5		1			1			N/C		5
Mute Swan											N/C		
Bewick's Swan											N/C		
Whooper Swan											N/C		
Bean Goose											N/C		
Pink-footed Goose											N/C		
White-fronted Goose											N/C		
Greylag Goose								2			N/C		2
Canada Goose											N/C		
Barnacle Goose											N/C		
Dark-bellied Brent Goose											N/C		
Pale-bellied Brent Goose											N/C		
Shelduck	2	10	61		2		2	6	2	2	N/C		61
Eurasian Wigeon				4							N/C		4
Gadwall											N/C		
Teal			2								N/C		2
Mallard	25	10	21	15	48	24	25	4	1	2	N/C	2	48
Pintail											N/C		
Shoveler											N/C		
Red-crested Pochard											N/C		
Pochard											N/C		
Tufted Duck						4	4	1			N/C	1	4
Scaup											N/C		
Eider											N/C		
Long-tailed Duck											N/C		
Common Scoter											N/C		
Velvet Scoter											N/C		
Goldeneye											N/C		
Smew											N/C		
Red-breasted Merganser											N/C		
Goosander											N/C		
Ruddy Duck											N/C		
<b>Total wildfowl</b>	<b>28</b>	<b>24</b>	<b>92</b>	<b>20</b>	<b>51</b>	<b>29</b>	<b>32</b>	<b>14</b>	<b>3</b>	<b>4</b>	<b>N/C</b>	<b>3</b>	<b>130</b>

North D Low	Sept	Oct	Nov	Dec	Jan	Feb	Mar	Apr	May	June	July	Aug	Max
Moorhen											N/C		
Coot											N/C		
Oystercatcher	5	5	4	2		1	1	1			N/C	4	5
Avocet											N/C		
Little Ringed Plover											N/C		
Ringed Plover	30	20		25	15	8	12	4		2	N/C	2	30
Golden Plover		10		10	1						N/C		10
Grey Plover		1		1							N/C		1
Lapwing	25	30	103	100	60	45		2		1	N/C	7	103
Knot											N/C		
Sanderling											N/C		
Little Stint											N/C		
Curlew Sandpiper											N/C		
Dunlin	15	30	76	98	70	140	35	20			N/C	2	140
Purple Sandpiper											N/C		
Ruff											N/C		
Jack Snipe											N/C		
Common Snipe							1				N/C		1
Woodcock											N/C		
Black-tailed Godwit											N/C		
Bar-tailed Godwit											N/C		
Whimbrel											N/C		
Curlew	5	2	4		2	1		1			N/C	1	5
Spotted Redshank											N/C		
Redshank	10	10	153	20	20	20	10	10	1		N/C	1	153
Greenshank											N/C		
Green Sandpiper											N/C		
Wood Sandpiper											N/C		
Common Sandpiper	2										N/C		2
Turnstone	40	20		20	10	5	5	5	2	3	N/C	6	40
<b>Total waders</b>	<b>132</b>	<b>128</b>	<b>340</b>	<b>276</b>	<b>178</b>	<b>220</b>	<b>64</b>	<b>43</b>	<b>3</b>	<b>6</b>	<b>N/C</b>	<b>23</b>	<b>490</b>
<b>Total wildfowl &amp; waders</b>	<b>160</b>	<b>152</b>	<b>432</b>	<b>296</b>	<b>229</b>	<b>249</b>	<b>96</b>	<b>57</b>	<b>6</b>	<b>10</b>	<b>N/C</b>	<b>26</b>	<b>620</b>



## Key species low tide

North D Species	Winter				Spring				Autumn		
	Total	Month	%		Total	Month	%		Total	Month	%
Cormorant		Nov				Mar			n/c	Jul	
Cormorant		Dec				Apr				Aug	
Cormorant		Jan				May				Sept	
Cormorant		Feb				Jun			4	Oct	4
Shelduck	61	Nov	2.6			Mar			n/c	Jul	
Shelduck		Dec				Apr				Aug	
Shelduck		Jan				May				Sept	
Shelduck		Feb				Jun				Oct	
Mallard		Nov			25	Mar	6.9		n/c	Jul	
Mallard		Dec			4	Apr	2.1			Aug	
Mallard	48	Jan	3.3			May			25	Sept	3.2
Mallard	24	Feb	4.1			Jun				Oct	
Ringed Plover		Nov			12	Mar	8.6		n/c	Jul	
Ringed Plover	25	Dec	7.2		4	Apr	2.1			Aug	
Ringed Plover	15	Jan	3.2			May			30	Sept	3.2
Ringed Plover		Feb				Jun			20	Oct	3.8
Lapwing		Nov				Mar			n/c	Jul	
Lapwing		Dec			2	Apr	4.5			Aug	
Lapwing		Jan				May				Sept	
Lapwing		Feb				Jun				Oct	
Redshank	153	Nov	3.4			Mar			n/c	Jul	
Redshank		Dec				Apr				Aug	
Redshank		Jan				May				Sept	
Redshank		Feb				Jun				Oct	
Turnstone		Nov				Mar			n/c	Jul	
Turnstone	20	Dec	2.7			Apr				Aug	
Turnstone		Jan				May			40	Sept	9.7
Turnstone		Feb			3	Jun	12.5		20	Oct	4.8

### Recorded densities of key species

Densities of <0.1 birds per ha not shown

North D 50 ha	Nov	Dec	Jan	Feb	Mar	Apr	May	Jun	Jul	Aug	Sept	Oct	Max	month
Shelduck	1.22					0.12			n/c			0.20	1.22	Nov
Teal									n/c					
Mallard	0.42	0.30	0.96	0.48	0.50				n/c		0.50	0.20	0.96	Jan
Shoveler									n/c					
Oystercatcher									n/c					
Avocet									n/c					
Ringed Plover		0.50	0.30	0.16	0.24				n/c		0.60	0.40	0.60	Sept
Golden Plover		0.20							n/c			0.20	0.20	Dec/Oct
Grey Plover									n/c					
Lapwing	2.06	2.00	1.20	0.90					n/c	0.14	0.50	0.60	2.06	Nov
Knot									n/c					
Sanderling									n/c					
Little Stint									n/c					
Curlew Sandpiper									n/c					
Dunlin	1.52	1.96	1.40	2.80	0.70	0.40			n/c		0.30	0.60	2.80	Feb
Black-tailed Godwit									n/c					
Bar-tailed Godwit									n/c					
Curlew									n/c					
Redshank	3.06	0.40	0.40	0.40	0.20	0.20			n/c		0.20	0.20	3.06	Nov
Turnstone		0.40	0.20	0.10	0.10	0.10			n/c	0.12	0.80	0.40	0.80	Sept

## Sector North E

### Sector North E data

North E Low	Sept	Oct	Nov	Dec	Jan	Feb	Mar	Apr	May	June	July	Aug	Max
Red-throated Diver				N/C	N/C	N/C	N/C	N/C	N/C		N/C	N/C	
Great Northern Diver				N/C	N/C	N/C	N/C	N/C	N/C		N/C	N/C	
Little Grebe				N/C	N/C	N/C	N/C	N/C	N/C		N/C	N/C	
Great Crested Grebe				N/C	N/C	N/C	N/C	N/C	N/C		N/C	N/C	
Slavonian Grebe				N/C	N/C	N/C	N/C	N/C	N/C		N/C	N/C	
Black-necked Grebe				N/C	N/C	N/C	N/C	N/C	N/C		N/C	N/C	
Cormorant				N/C	N/C	N/C	N/C	N/C	N/C		N/C	N/C	
Grey Heron				N/C	N/C	N/C	N/C	N/C	N/C		N/C	N/C	
Mute Swan				N/C	N/C	N/C	N/C	N/C	N/C		N/C	N/C	
Bewick's Swan				N/C	N/C	N/C	N/C	N/C	N/C		N/C	N/C	
Whooper Swan				N/C	N/C	N/C	N/C	N/C	N/C		N/C	N/C	
Bean Goose				N/C	N/C	N/C	N/C	N/C	N/C		N/C	N/C	
Pink-footed Goose				N/C	N/C	N/C	N/C	N/C	N/C		N/C	N/C	
White-fronted Goose				N/C	N/C	N/C	N/C	N/C	N/C		N/C	N/C	
Greylag Goose				N/C	N/C	N/C	N/C	N/C	N/C		N/C	N/C	
Canada Goose				N/C	N/C	N/C	N/C	N/C	N/C		N/C	N/C	
Barnacle Goose				N/C	N/C	N/C	N/C	N/C	N/C		N/C	N/C	
Dark-bellied Brent Goose				N/C	N/C	N/C	N/C	N/C	N/C		N/C	N/C	
Pale-bellied Brent Goose				N/C	N/C	N/C	N/C	N/C	N/C		N/C	N/C	
Shelduck	6			N/C	N/C	N/C	N/C	N/C	N/C	1	N/C	N/C	6
Eurasian Wigeon				N/C	N/C	N/C	N/C	N/C	N/C		N/C	N/C	
Gadwall				N/C	N/C	N/C	N/C	N/C	N/C		N/C	N/C	
Teal				N/C	N/C	N/C	N/C	N/C	N/C		N/C	N/C	
Mallard	11	28	31	N/C	N/C	N/C	N/C	N/C	N/C	17	N/C	N/C	31
Pintail				N/C	N/C	N/C	N/C	N/C	N/C		N/C	N/C	
Shoveler				N/C	N/C	N/C	N/C	N/C	N/C		N/C	N/C	
Red-crested Pochard				N/C	N/C	N/C	N/C	N/C	N/C		N/C	N/C	
Pochard				N/C	N/C	N/C	N/C	N/C	N/C		N/C	N/C	
Tufted Duck				N/C	N/C	N/C	N/C	N/C	N/C		N/C	N/C	
Scaup				N/C	N/C	N/C	N/C	N/C	N/C		N/C	N/C	
Eider				N/C	N/C	N/C	N/C	N/C	N/C		N/C	N/C	
Long-tailed Duck				N/C	N/C	N/C	N/C	N/C	N/C		N/C	N/C	
Common Scoter				N/C	N/C	N/C	N/C	N/C	N/C		N/C	N/C	
Velvet Scoter				N/C	N/C	N/C	N/C	N/C	N/C		N/C	N/C	
Goldeneye				N/C	N/C	N/C	N/C	N/C	N/C		N/C	N/C	
Smew				N/C	N/C	N/C	N/C	N/C	N/C		N/C	N/C	
Red-breasted Merganser				N/C	N/C	N/C	N/C	N/C	N/C		N/C	N/C	
Goosander				N/C	N/C	N/C	N/C	N/C	N/C		N/C	N/C	
Ruddy Duck				N/C	N/C	N/C	N/C	N/C	N/C		N/C	N/C	
<b>Total wildfowl</b>	<b>17</b>	<b>28</b>	<b>31</b>	<b>N/C</b>	<b>N/C</b>	<b>N/C</b>	<b>N/C</b>	<b>N/C</b>	<b>N/C</b>	<b>18</b>	<b>N/C</b>	<b>N/C</b>	<b>37</b>

North E Low	Sept	Oct	Nov	Dec	Jan	Feb	Mar	Apr	May	June	July	Aug	Max
Moorhen				N/C	N/C	N/C	N/C	N/C	N/C		N/C	N/C	
Coot				N/C	N/C	N/C	N/C	N/C	N/C		N/C	N/C	
Oystercatcher				N/C	N/C	N/C	N/C	N/C	N/C		N/C	N/C	
Avocet				N/C	N/C	N/C	N/C	N/C	N/C		N/C	N/C	
Little Ringed Plover				N/C	N/C	N/C	N/C	N/C	N/C		N/C	N/C	
Ringed Plover	7			N/C	N/C	N/C	N/C	N/C	N/C		N/C	N/C	7
Golden Plover				N/C	N/C	N/C	N/C	N/C	N/C		N/C	N/C	
Grey Plover				N/C	N/C	N/C	N/C	N/C	N/C		N/C	N/C	
Lapwing			1	N/C	N/C	N/C	N/C	N/C	N/C		N/C	N/C	1
Knot				N/C	N/C	N/C	N/C	N/C	N/C		N/C	N/C	
Sanderling				N/C	N/C	N/C	N/C	N/C	N/C		N/C	N/C	
Little Stint				N/C	N/C	N/C	N/C	N/C	N/C		N/C	N/C	
Curlew Sandpiper				N/C	N/C	N/C	N/C	N/C	N/C		N/C	N/C	
Dunlin	112		74	N/C	N/C	N/C	N/C	N/C	N/C		N/C	N/C	112
Purple Sandpiper				N/C	N/C	N/C	N/C	N/C	N/C		N/C	N/C	
Ruff				N/C	N/C	N/C	N/C	N/C	N/C		N/C	N/C	
Jack Snipe				N/C	N/C	N/C	N/C	N/C	N/C		N/C	N/C	
Common Snipe				N/C	N/C	N/C	N/C	N/C	N/C		N/C	N/C	
Woodcock				N/C	N/C	N/C	N/C	N/C	N/C		N/C	N/C	
Black-tailed Godwit				N/C	N/C	N/C	N/C	N/C	N/C		N/C	N/C	
Bar-tailed Godwit				N/C	N/C	N/C	N/C	N/C	N/C		N/C	N/C	
Whimbrel				N/C	N/C	N/C	N/C	N/C	N/C		N/C	N/C	
Curlew			7	N/C	N/C	N/C	N/C	N/C	N/C	1	N/C	N/C	7
Spotted Redshank				N/C	N/C	N/C	N/C	N/C	N/C		N/C	N/C	
Redshank	18		38	N/C	N/C	N/C	N/C	N/C	N/C	21	N/C	N/C	38
Greenshank				N/C	N/C	N/C	N/C	N/C	N/C		N/C	N/C	
Green Sandpiper				N/C	N/C	N/C	N/C	N/C	N/C		N/C	N/C	
Wood Sandpiper				N/C	N/C	N/C	N/C	N/C	N/C		N/C	N/C	
Common Sandpiper				N/C	N/C	N/C	N/C	N/C	N/C		N/C	N/C	
Turnstone	4		2	N/C	N/C	N/C	N/C	N/C	N/C		N/C	N/C	4
<b>Total waders</b>	<b>141</b>		<b>122</b>	<b>N/C</b>	<b>N/C</b>	<b>N/C</b>	<b>N/C</b>	<b>N/C</b>	<b>N/C</b>	<b>22</b>	<b>N/C</b>	<b>N/C</b>	<b>169</b>
<b>Total wildfowl &amp; waders</b>	<b>158</b>	<b>28</b>	<b>153</b>	<b>N/C</b>	<b>N/C</b>	<b>N/C</b>	<b>N/C</b>	<b>N/C</b>	<b>N/C</b>	<b>40</b>	<b>N/C</b>	<b>N/C</b>	<b>206</b>

**Key species low tide**

North E	Winter				Spring				Autumn		
Species	Total	Month	%		Total	Month	%		Total	Month	%
Mallard	31	Nov	2.5		n/c	Mar			n/c	Jul	
Mallard	n/c	Dec			n/c	Apr			n/c	Aug	
Mallard	n/c	Jan			n/c	May				Sept	
Mallard	n/c	Feb			17	Jun	3.2			Oct	
Redshank		Nov			n/c	Mar			n/c	Jul	
Redshank	n/c	Dec			n/c	Apr			n/c	Aug	
Redshank	n/c	Jan			n/c	May				Sept	
Redshank	n/c	Feb			21	Jun	15			Oct	

### Recorded densities of key species

Densities of <0.1 birds per ha not shown

North E 23.6 ha	Nov	Dec	Jan	Feb	Mar	Apr	May	Jun	Jul	Aug	Sept	Oct	Max	month
Shelduck		n/c	n/c	n/c	n/c	n/c	n/c		n/c		0.25		0.25	Sept
Teal		n/c	n/c	n/c	n/c	n/c	n/c		n/c					
Mallard	1.31	n/c	n/c	n/c	n/c	n/c	n/c	0.72	n/c		0.47	1.19	1.31	Nov
Shoveler		n/c	n/c	n/c	n/c	n/c	n/c		n/c					
Oystercatcher		n/c	n/c	n/c	n/c	n/c	n/c		n/c					
Avocet		n/c	n/c	n/c	n/c	n/c	n/c		n/c					
Ringed Plover		n/c	n/c	n/c	n/c	n/c	n/c		n/c		0.30		0.30	Sept
Golden Plover		n/c	n/c	n/c	n/c	n/c	n/c		n/c					
Grey Plover		n/c	n/c	n/c	n/c	n/c	n/c		n/c					
Lapwing		n/c	n/c	n/c	n/c	n/c	n/c		n/c					
Knot		n/c	n/c	n/c	n/c	n/c	n/c		n/c					
Sanderling		n/c	n/c	n/c	n/c	n/c	n/c		n/c					
Little Stint		n/c	n/c	n/c	n/c	n/c	n/c		n/c					
Curlew Sandpiper		n/c	n/c	n/c	n/c	n/c	n/c		n/c					
Dunlin	3.14	n/c	n/c	n/c	n/c	n/c	n/c		n/c		4.75		4.75	Sept
Black-tailed Godwit		n/c	n/c	n/c	n/c	n/c	n/c		n/c					
Bar-tailed Godwit		n/c	n/c	n/c	n/c	n/c	n/c		n/c					
Curlew	0.30	n/c	n/c	n/c	n/c	n/c	n/c		n/c					
Redshank	1.61	n/c	n/c	n/c	n/c	n/c	n/c	0.89	n/c		0.76		1.61	Nov
Turnstone		n/c	n/c	n/c	n/c	n/c	n/c		n/c		0.17		0.17	Sept

## Sector North F

### Sector North F data

North F Low	Sept	Oct	Nov	Dec	Jan	Feb	Mar	Apr	May	June	July	Aug	Max
Red-throated Diver													
Great Northern Diver													
Little Grebe													
Great Crested Grebe													
Slavonian Grebe													
Black-necked Grebe													
Cormorant	7	3	9	3	2		4	4	1	2	2	5	9
Grey Heron											2		2
Mute Swan													
Bewick's Swan													
Whooper Swan													
Bean Goose													
Pink-footed Goose													
White-fronted Goose													
Greylag Goose													
Canada Goose													
Barnacle Goose													
Dark-bellied Brent Goose													
Pale-bellied Brent Goose													
Shelduck	11	37	29	6	51	74	63	54	21	26	21	443	443
Eurasian Wigeon													
Gadwall													
Teal		6	132	800	200	147	5	12					800
Mallard	41	21	106	380	150	23		6	10	32	6	42	380
Pintail													
Shoveler													
Red-crested Pochard													
Pochard													
Tufted Duck													
Scaup													
Eider													
Long-tailed Duck													
Common Scoter													
Velvet Scoter													
Goldeneye													
Smew													
Red-breasted Merganser													
Goosander													
Ruddy Duck													
<b>Total wildfowl</b>	<b>59</b>	<b>67</b>	<b>276</b>	<b>1189</b>	<b>403</b>	<b>244</b>	<b>72</b>	<b>76</b>	<b>32</b>	<b>60</b>	<b>31</b>	<b>490</b>	<b>1634</b>

North F Low	Sept	Oct	Nov	Dec	Jan	Feb	Mar	Apr	May	June	July	Aug	Max
Moorhen													
Coot													
Oystercatcher	2	1		2		6		4	2	2	3	1	6
Avocet													
Little Ringed Plover													
Ringed Plover	240	32	81	2	11	60			20	1		36	240
Golden Plover	2924	2500	181	3000	1000	95					260	800	3000
Grey Plover	5								16				16
Lapwing	42	6	65	3000	1500	67	3						3000
Knot													
Sanderling													
Little Stint													
Curlew Sandpiper	1												1
Dunlin	266	700	1646	2500	2800	760	500	60	250		70	32	2800
Purple Sandpiper													
Ruff													
Jack Snipe													
Common Snipe													
Woodcock													
Black-tailed Godwit													
Bar-tailed Godwit	1	9	2			4							9
Whimbrel													
Curlew	309	24	176	39	151	330	59	110	5	30	44	82	330
Spotted Redshank													
Redshank	107	280	291	260	191	288	12	146	1	1	92	35	288
Greenshank	2												2
Green Sandpiper													
Wood Sandpiper													
Common Sandpiper													
Turnstone	18										4	11	18
<b>Total waders</b>	<b>3917</b>	<b>3552</b>	<b>2442</b>	<b>8803</b>	<b>5653</b>	<b>1610</b>	<b>574</b>	<b>320</b>	<b>294</b>	<b>34</b>	<b>473</b>	<b>997</b>	<b>9710</b>
<b>Total wildfowl &amp; waders</b>	<b>3976</b>	<b>3619</b>	<b>2718</b>	<b>9992</b>	<b>6056</b>	<b>1854</b>	<b>646</b>	<b>396</b>	<b>326</b>	<b>94</b>	<b>504</b>	<b>1487</b>	<b>11344</b>



**Key species low tide**

North F Species	Winter				Spring				Autumn		
	Total	Month	%		Total	Month	%		Total	Month	%
Cormorant	9	Nov	5.8		4	Mar	6.8		2	Jul	3.5
Cormorant	3	Dec	5.8		4	Apr	11.4		5	Aug	9.6
Cormorant	2	Jan	2.2		1	May	5		7	Sept	6
Cormorant		Feb				Jun			3	Oct	3
Shelduck	51	Nov	2.4		63	Mar	2.6			Jul	
Shelduck	74	Dec	3		54	Apr	2.6		443	Aug	15.8
Shelduck		Jan			21	May	1.5			Sept	
Shelduck		Feb				Jun				Oct	
Teal	132	Nov	13.7		5	Mar	3.6			Jul	
Teal	800	Dec	58		12	Apr	10.2			Aug	
Teal	200	Jan	27.5			May				Sept	
Teal	147	Feb	41			Jun				Oct	
Mallard	106	Nov	8.5			Mar				Jul	
Mallard	380	Dec	25.6		6	Apr	3.6		42	Aug	5.3
Mallard	150	Jan	10.2		10	May	3.3		41	Sept	5.2
Mallard	23	Feb	3.9		32	Jun	6		21	Oct	1.8
Ringed Plover	81	Nov	17.6			Mar				Jul	
Ringed Plover		Dec				Apr			36	Aug	3.3
Ringed Plover	11	Jan	2.3		20	May	1.2		240	Sept	25.6
Ringed Plover	60	Feb	11.9			Jun			32	Oct	6
Golden Plover		Nov				Mar			260	Jul	6.8
Golden Plover	3000	Dec	11.6			Apr			800	Aug	6.4
Golden Plover	1000	Jan	6.5			May			2924	Sept	30
Golden Plover	95	Feb	2			Jun			2500	Oct	16
Lapwing		Nov				Mar				Jul	
Lapwing	3000	Dec	11			Apr				Aug	
Lapwing	1500	Jan	6.9			May				Sept	
Lapwing	95	Feb	2.5			Jun				Oct	
Dunlin	1644	Nov	9.6		500	Mar	3.4			Jul	
Dunlin	2500	Dec	15.4			Apr				Aug	
Dunlin	2800	Jan	16.4		250	May	2.3			Sept	
Dunlin	760	Feb	5.3			Jun			700	Oct	3.6

North F	Winter				Spring				Autumn		
Species	Total	Month	%		Total	Month	%		Total	Month	%
Curlew	176	Nov	8.2		59	Mar	2.6			Jul	
Curlew	39	Dec	2.7		110	Apr	3.7			Aug	
Curlew	151	Jan	7.9			May			309	Sept	10.7
Curlew	330	Feb	12.8		30	Jun	6.2			Oct	
Redshank	291	Nov	6.5			Mar			92	Jul	2.9
Redshank	260	Dec	5		146	Apr	2.9			Aug	
Redshank	191	Jan	6.6			May				Sept	
Redshank	288	Feb	8.2			Jun			280	Oct	4.2
Turnstone		Nov				Mar			4	Jul	10
Turnstone		Dec				Apr			11	Aug	3.3
Turnstone		Jan				May			18	Sept	4.4
Turnstone		Feb				Jun				Oct	

## Recorded densities of key species

Densities of <0.1 birds per ha not shown

North F 97 ha	Nov	Dec	Jan	Feb	Mar	Apr	May	Jun	Jul	Aug	Sept	Oct	Max	month
Species														
Shelduck			0.53	0.76	0.65	0.56	0.22	0.26	0.22	4.57	0.11	0.38	4.57	Aug
Teal		8.24	2.06	1.52		0.12							8.24	Dec
Mallard	1.09	3.90	1.55	0.24			0.10	0.33		0.43	0.42	0.22	3.90	Dec
Shoveler														
Oystercatcher														
Avocet														
Ringed Plover	0.84		0.11	0.62			0.21			0.37	2.47	0.33	2.47	Sept
Golden Plover	1.86	30.93	10.30	0.98					2.68	8.25	30.14	25.77	30.93	Dec
Grey Plover							0.16						0.16	May
Lapwing	0.67	30.93	15.50	0.69							0.43		30.93	Dec
Knot														
Sanderling														
Little Stint														
Curlew Sandpiper														
Dunlin	17.00	25.77	28.87	7.84	5.15	0.62	2.58		0.72	0.33	2.74	7.22	28.87	Jan
Black-tailed Godwit														
Bar-tailed Godwit														
Curlew	1.81	0.40	1.56	3.40	0.61	1.13		0.31	0.45	0.85	3.19	0.80	3.40	Feb
Redshank	3.00	2.68	1.97	2.97	0.12	1.51			0.95	0.36	1.10	2.89	3.00	Nov
Turnstone										0.11	0.19		0.19	Sept

## Sub sector North G1

### Sub sector North G1 data

North G1 Low	Sept	Oct	Nov	Dec	Jan	Feb	Mar	Apr	May	June	July	Aug	Max
Red-throated Diver					N/C		N/C		N/C		N/C		
Great Northern Diver					N/C		N/C		N/C		N/C		
Little Grebe					N/C		N/C		N/C		N/C		
Great Crested Grebe					N/C		N/C		N/C		N/C		
Slavonian Grebe					N/C		N/C		N/C		N/C		
Black-necked Grebe					N/C		N/C		N/C		N/C		
Cormorant					N/C		N/C		N/C		N/C		
Grey Heron					N/C		N/C		N/C		N/C		
Mute Swan					N/C		N/C		N/C		N/C		
Bewick's Swan					N/C		N/C		N/C		N/C		
Whooper Swan					N/C		N/C		N/C		N/C		
Bean Goose					N/C		N/C		N/C		N/C		
Pink-footed Goose					N/C		N/C		N/C		N/C		
White-fronted Goose					N/C		N/C		N/C		N/C		
Greylag Goose					N/C		N/C		N/C		N/C		
Canada Goose					N/C		N/C		N/C		N/C		
Barnacle Goose					N/C		N/C		N/C		N/C		
Dark-bellied Brent Goose					N/C		N/C		N/C		N/C		
Pale-bellied Brent Goose					N/C		N/C		N/C		N/C		
Shelduck		2		3	N/C		N/C		N/C		N/C		3
Eurasian Wigeon					N/C		N/C		N/C		N/C		
Gadwall					N/C		N/C		N/C		N/C		
Teal					N/C		N/C		N/C		N/C		
Mallard					N/C	1	N/C		N/C		N/C		1
Pintail					N/C		N/C		N/C		N/C		
Shoveler					N/C		N/C		N/C		N/C		
Red-crested Pochard					N/C		N/C		N/C		N/C		
Pochard					N/C		N/C		N/C		N/C		
Tufted Duck					N/C		N/C		N/C		N/C		
Scaup					N/C		N/C		N/C		N/C		
Eider					N/C		N/C		N/C		N/C		
Long-tailed Duck					N/C		N/C		N/C		N/C		
Common Scoter					N/C		N/C		N/C		N/C		
Velvet Scoter					N/C		N/C		N/C		N/C		
Goldeneye					N/C		N/C		N/C		N/C		
Smew					N/C		N/C		N/C		N/C		
Red-breasted Merganser					N/C		N/C		N/C		N/C		
Goosander					N/C		N/C		N/C		N/C		
Ruddy Duck					N/C		N/C		N/C		N/C		
<b>Total wildfowl</b>		<b>2</b>		<b>3</b>	<b>N/C</b>	<b>1</b>	<b>N/C</b>		<b>N/C</b>		<b>N/C</b>		<b>4</b>

North G1 Low	Sept	Oct	Nov	Dec	Jan	Feb	Mar	Apr	May	June	July	Aug	Max
Moorhen					N/C		N/C		N/C		N/C		
Coot					N/C		N/C		N/C		N/C		
Oystercatcher		2			N/C		N/C		N/C		N/C		2
Avocet					N/C		N/C		N/C		N/C		
Little Ringed Plover					N/C		N/C		N/C		N/C		
Ringed Plover	8		3	2	N/C		N/C		N/C		N/C		8
Golden Plover					N/C		N/C		N/C		N/C		
Grey Plover			1		N/C		N/C		N/C		N/C		1
Lapwing					N/C		N/C		N/C		N/C		
Knot					N/C		N/C		N/C		N/C		
Sanderling					N/C		N/C		N/C		N/C		
Little Stint					N/C		N/C		N/C		N/C		
Curlew Sandpiper	2				N/C		N/C		N/C		N/C		
Dunlin	17	3	11	24	N/C		N/C	55	N/C		N/C		55
Purple Sandpiper					N/C		N/C		N/C		N/C		
Ruff					N/C		N/C		N/C		N/C		
Jack Snipe					N/C		N/C		N/C		N/C		
Common Snipe					N/C		N/C		N/C		N/C		
Woodcock					N/C		N/C		N/C		N/C		
Black-tailed Godwit	7				N/C		N/C		N/C		N/C		7
Bar-tailed Godwit			1		N/C		N/C		N/C		N/C		1
Whimbrel	1				N/C		N/C		N/C		N/C		1
Curlew	2				N/C		N/C		N/C		N/C		2
Spotted Redshank					N/C		N/C		N/C		N/C		
Redshank	1	5	3		N/C	3	N/C	14	N/C		N/C		14
Greenshank					N/C		N/C		N/C		N/C		
Green Sandpiper					N/C		N/C		N/C		N/C		
Wood Sandpiper					N/C		N/C		N/C		N/C		
Common Sandpiper					N/C		N/C		N/C		N/C		
Turnstone	1	4	2		N/C		N/C	7	N/C		N/C		7
<b>Total waders</b>	<b>39</b>	<b>14</b>	<b>21</b>	<b>26</b>	<b>N/C</b>	<b>3</b>	<b>N/C</b>	<b>76</b>	<b>N/C</b>		<b>N/C</b>		<b>98</b>
<b>Total wildfowl &amp; waders</b>	<b>39</b>	<b>16</b>	<b>21</b>	<b>29</b>	<b>N/C</b>	<b>4</b>	<b>N/C</b>	<b>76</b>	<b>N/C</b>	<b>0</b>	<b>N/C</b>	<b>0</b>	<b>102</b>

### Recorded densities of key species

Densities of <0.1 birds per ha not shown

North G1 3.3 ha	Nov	Dec	Jan	Feb	Mar	Apr	May	Jun	Jul	Aug	Sept	Oct	Max	month
Shelduck		0.91	n/c		n/c		n/c		n/c			0.61	0.91	Dec
Teal			n/c		n/c		n/c		n/c					
Mallard			n/c	0.30	n/c		n/c		n/c				0.30	Feb
Shoveler			n/c		n/c		n/c		n/c					
Oystercatcher			n/c		n/c		n/c		n/c					
Avocet			n/c		n/c		n/c		n/c			0.61	0.61	Oct
Ringed Plover	0.91	0.61	n/c		n/c		n/c		n/c		2.42		2.42	Sept
Golden Plover			n/c		n/c		n/c		n/c					
Grey Plover	0.30		n/c		n/c		n/c		n/c				0.30	Nov
Lapwing			n/c		n/c		n/c		n/c					
Knot			n/c		n/c		n/c		n/c					
Sanderling			n/c		n/c		n/c		n/c					
Little Stint			n/c		n/c		n/c		n/c					
Curlew Sandpiper			n/c		n/c		n/c		n/c					
Dunlin	3.37	7.27	n/c		n/c	16.67	n/c		n/c		5.15	0.91	16.67	Apr
Black-tailed Godwit			n/c		n/c		n/c		n/c		2.12		2.12	Sept
Bar-tailed Godwit	0.30		n/c		n/c		n/c		n/c				0.30	Nov
Curlew			n/c		n/c		n/c		n/c		0.61		0.61	Sept
Redshank	0.91		n/c	0.91	n/c	4.24	n/c		n/c		0.30	1.52	4.24	Apr
Turnstone	0.61		n/c		n/c	2.12	n/c		n/c		0.30	1.21	2.12	Apr

## Sub sector North G2

### Sub sector North G2 data

North G2 Low	Sept	Oct	Nov	Dec	Jan	Feb	Mar	Apr	May	June	July	Aug	Max
Red-throated Diver					N/C		N/C		N/C		N/C	A/C	
Great Northern Diver					N/C		N/C		N/C		N/C	A/C	
Little Grebe					N/C		N/C		N/C		N/C	A/C	
Great Crested Grebe					N/C		N/C		N/C		N/C	A/C	
Slavonian Grebe					N/C		N/C		N/C		N/C	A/C	
Black-necked Grebe					N/C		N/C		N/C		N/C	A/C	
Cormorant					N/C		N/C		N/C		N/C	A/C	
Grey Heron					N/C		N/C		N/C		N/C	A/C	
Mute Swan					N/C		N/C		N/C		N/C	A/C	
Bewick's Swan					N/C		N/C		N/C		N/C	A/C	
Whooper Swan					N/C		N/C		N/C		N/C	A/C	
Bean Goose					N/C		N/C		N/C		N/C	A/C	
Pink-footed Goose					N/C		N/C		N/C		N/C	A/C	
White-fronted Goose					N/C		N/C		N/C		N/C	A/C	
Greylag Goose					N/C		N/C		N/C		N/C	A/C	
Canada Goose					N/C		N/C		N/C		N/C	A/C	
Barnacle Goose					N/C		N/C		N/C		N/C	A/C	
Dark-bellied Brent Goose					N/C		N/C		N/C		N/C	A/C	
Pale-bellied Brent Goose					N/C		N/C		N/C		N/C	A/C	
Shelduck	21	11	8	15	N/C	23	N/C	5	N/C	22	N/C	A/C	23
Eurasian Wigeon					N/C		N/C		N/C		N/C	A/C	
Gadwall					N/C		N/C		N/C		N/C	A/C	
Teal					N/C		N/C		N/C		N/C	A/C	
Mallard	1				N/C		N/C		N/C	1	N/C	A/C	1
Pintail					N/C		N/C		N/C		N/C	A/C	
Shoveler					N/C		N/C		N/C		N/C	A/C	
Red-crested Pochard					N/C		N/C		N/C		N/C	A/C	
Pochard					N/C		N/C		N/C		N/C	A/C	
Tufted Duck					N/C		N/C		N/C		N/C	A/C	
Scaup					N/C		N/C		N/C		N/C	A/C	
Eider					N/C		N/C		N/C		N/C	A/C	
Long-tailed Duck					N/C		N/C		N/C		N/C	A/C	
Common Scoter					N/C		N/C		N/C		N/C	A/C	
Velvet Scoter					N/C		N/C		N/C		N/C	A/C	
Goldeneye					N/C		N/C		N/C		N/C	A/C	
Smew					N/C		N/C		N/C		N/C	A/C	
Red-breasted Merganser					N/C		N/C		N/C		N/C	A/C	
Goosander					N/C		N/C		N/C		N/C	A/C	
Ruddy Duck					N/C		N/C		N/C		N/C	A/C	
<b>Total wildfowl</b>	<b>22</b>	<b>11</b>	<b>8</b>	<b>15</b>	<b>N/C</b>	<b>23</b>	<b>N/C</b>	<b>5</b>	<b>N/C</b>	<b>23</b>	<b>N/C</b>	<b>A/C</b>	<b>24</b>

North G2 Low	Sept	Oct	Nov	Dec	Jan	Feb	Mar	Apr	May	June	July	Aug	Max
Moorhen					N/C		N/C		N/C		N/C	A/C	
Coot					N/C		N/C		N/C		N/C	A/C	
Oystercatcher	5	7	2	5	N/C	8	N/C	10	N/C	4	N/C	A/C	10
Avocet					N/C		N/C		N/C		N/C	A/C	
Little Ringed Plover					N/C		N/C		N/C		N/C	A/C	
Ringed Plover	4	15	7	1	N/C	5	N/C		N/C		N/C	A/C	15
Golden Plover	42	51	15	55	N/C		N/C		N/C	4	N/C	A/C	55
Grey Plover			13	3	N/C		N/C		N/C		N/C	A/C	13
Lapwing				16	N/C		N/C		N/C		N/C	A/C	16
Knot					N/C		N/C		N/C		N/C	A/C	
Sanderling					N/C		N/C		N/C		N/C	A/C	
Little Stint					N/C		N/C		N/C		N/C	A/C	
Curlew Sandpiper	2				N/C		N/C		N/C		N/C	A/C	2
Dunlin	32	54	44	102	N/C	51	N/C	82	N/C		N/C	A/C	102
Purple Sandpiper					N/C		N/C		N/C		N/C	A/C	
Ruff					N/C		N/C		N/C		N/C	A/C	
Jack Snipe					N/C		N/C		N/C		N/C	A/C	
Common Snipe					N/C		N/C		N/C		N/C	A/C	
Woodcock					N/C		N/C		N/C		N/C	A/C	
Black-tailed Godwit					N/C		N/C		N/C		N/C	A/C	
Bar-tailed Godwit	2	1	1		N/C		N/C		N/C		N/C	A/C	2
Whimbrel					N/C		N/C		N/C		N/C	A/C	
Curlew	20	8	11	27	N/C	11	N/C	12	N/C	4	N/C	A/C	27
Spotted Redshank					N/C		N/C		N/C		N/C	A/C	
Redshank	40	28	19	7	N/C	21	N/C	156	N/C		N/C	A/C	156
Greenshank					N/C		N/C		N/C		N/C	A/C	
Green Sandpiper					N/C		N/C		N/C		N/C	A/C	
Wood Sandpiper					N/C		N/C		N/C		N/C	A/C	
Common Sandpiper					N/C		N/C		N/C		N/C	A/C	
Turnstone	4	2			N/C		N/C	16	N/C		N/C	A/C	16
<b>Total waders</b>	<b>151</b>	<b>166</b>	<b>112</b>	<b>216</b>	<b>N/C</b>	<b>96</b>	<b>N/C</b>	<b>276</b>	<b>N/C</b>	<b>12</b>	<b>N/C</b>	<b>A/C</b>	<b>414</b>
<b>Total wildfowl &amp; waders</b>	<b>173</b>	<b>177</b>	<b>120</b>	<b>231</b>	<b>N/C</b>	<b>119</b>	<b>N/C</b>	<b>281</b>	<b>N/C</b>	<b>35</b>	<b>N/C</b>	<b>A/C</b>	<b>438</b>



**Key species low tide**

Sector North G2	Winter				Spring				Autumn		
Species	Total	Month	%		Total	Month	%		Total	Month	%
Ringed Plover		Nov			n/c	Mar			n/c	Jul	
Ringed Plover		Dec				Apr			a/c	Aug	
Ringed Plover	n/c	Jan			n/c	May				Sept	
Ringed Plover		Feb				Jun			15	Oct	2.8
Redshank		Nov			n/c	Mar			n/c	Jul	
Redshank		Dec			156	Apr	3.1		a/c	Aug	
Redshank	n/c	Jan			n/c	May				Sept	
Redshank		Feb				Jun				Oct	
Turnstone		Nov			n/c	Mar			n/c	Jul	
Turnstone		Dec			16	Apr	4		a/c	Aug	
Turnstone	n/c	Jan			n/c	May				Sept	
Turnstone		Feb				Jun				Oct	

### Recorded densities of key species

Densities of <0.1 birds per ha not shown

North G2 15 ha	Nov	Dec	Jan	Feb	Mar	Apr	May	Jun	Jul	Aug	Sept	Oct	Max	month
Shelduck	0.53	1.00	n/c	1.53	n/c	0.66	n/c	0.27	n/c	a/c	1.40	0.73	1.53	Feb
Teal			n/c		n/c		n/c		n/c	a/c				
Mallard			n/c		n/c		n/c		n/c	a/c				
Shoveler			n/c		n/c		n/c		n/c	a/c				
Oystercatcher	0.13	0.33	n/c	0.53	n/c	0.67	n/c	0.27	n/c	a/c	0.33	0.47	0.67	Apr
Avocet			n/c		n/c		n/c		n/c	a/c				
Ringed Plover	0.47		n/c	0.33	n/c		n/c		n/c	a/c	0.27	1.00	1.00	Oct
Golden Plover	1.00	3.67	n/c		n/c		n/c	0.27	n/c	a/c	2.80	3.40	3.67	Dec
Grey Plover	0.87	0.20	n/c		n/c		n/c		n/c	a/c			0.87	Nov
Lapwing		1.07	n/c		n/c		n/c		n/c	a/c			1.07	Dec
Knot			n/c		n/c		n/c		n/c	a/c				
Sanderling			n/c		n/c		n/c		n/c	a/c				
Little Stint			n/c		n/c		n/c		n/c	a/c				
Curlew Sandpiper			n/c		n/c		n/c		n/c	a/c				
Dunlin	2.93	6.80	n/c	3.40	n/c	5.47	n/c		n/c	a/c	2.13	3.60	6.80	Dec
Black-tailed Godwit			n/c		n/c		n/c		n/c	a/c				
Bar-tailed Godwit			n/c		n/c		n/c		n/c	a/c	0.13		0.13	Sept
Curlew	0.73	1.80	n/c	0.73	n/c	0.80	n/c	0.27	n/c	a/c	1.33	0.53	1.80	Dec
Redshank	1.27	0.47	n/c	1.40	n/c	10.40	n/c		n/c	a/c	2.67	1.87	10.40	Apr
Turnstone			n/c		n/c	1.07	n/c		n/c	a/c	0.27	0.13	1.07	Apr

## Sub sector North G3

### Sub sector North G3 data

North G3 Low	Sept	Oct	Nov	Dec	Jan	Feb	Mar	Apr	May	June	July	Aug	Max
Red-throated Diver					N/C		N/C		N/C		N/C	A/C	
Great Northern Diver					N/C		N/C		N/C		N/C	A/C	
Little Grebe					N/C		N/C		N/C		N/C	A/C	
Great Crested Grebe					N/C		N/C		N/C		N/C	A/C	
Slavonian Grebe					N/C		N/C		N/C		N/C	A/C	
Black-necked Grebe					N/C		N/C		N/C		N/C	A/C	
Cormorant					N/C		N/C		N/C		N/C	A/C	
Grey Heron					N/C		N/C		N/C		N/C	A/C	
Mute Swan					N/C		N/C		N/C		N/C	A/C	
Bewick's Swan					N/C		N/C		N/C		N/C	A/C	
Whooper Swan					N/C		N/C		N/C		N/C	A/C	
Bean Goose					N/C		N/C		N/C		N/C	A/C	
Pink-footed Goose					N/C		N/C		N/C		N/C	A/C	
White-fronted Goose					N/C		N/C		N/C		N/C	A/C	
Greylag Goose					N/C		N/C		N/C		N/C	A/C	
Canada Goose					N/C		N/C		N/C		N/C	A/C	
Barnacle Goose					N/C		N/C		N/C		N/C	A/C	
Dark-bellied Brent Goose					N/C		N/C		N/C		N/C	A/C	
Pale-bellied Brent Goose					N/C		N/C		N/C		N/C	A/C	
Shelduck	22	5	7	4	N/C	1	N/C	14	N/C	28	N/C	A/C	28
Eurasian Wigeon					N/C		N/C		N/C		N/C	A/C	
Gadwall					N/C		N/C		N/C		N/C	A/C	
Teal					N/C		N/C		N/C		N/C	A/C	
Mallard				7	N/C	3	N/C	1	N/C		N/C	A/C	7
Pintail					N/C		N/C		N/C		N/C	A/C	
Shoveler					N/C		N/C		N/C		N/C	A/C	
Red-crested Pochard					N/C		N/C		N/C		N/C	A/C	
Pochard					N/C		N/C		N/C		N/C	A/C	
Tufted Duck					N/C		N/C		N/C		N/C	A/C	
Scaup					N/C		N/C		N/C		N/C	A/C	
Eider					N/C		N/C		N/C		N/C	A/C	
Long-tailed Duck					N/C		N/C		N/C		N/C	A/C	
Common Scoter					N/C		N/C		N/C		N/C	A/C	
Velvet Scoter					N/C		N/C		N/C		N/C	A/C	
Goldeneye					N/C		N/C		N/C		N/C	A/C	
Smew					N/C		N/C		N/C		N/C	A/C	
Red-breasted Merganser					N/C		N/C		N/C		N/C	A/C	
Goosander					N/C		N/C		N/C		N/C	A/C	
Ruddy Duck					N/C		N/C		N/C		N/C	A/C	
<b>Total wildfowl</b>	<b>22</b>	<b>5</b>	<b>7</b>	<b>11</b>	<b>N/C</b>	<b>4</b>	<b>N/C</b>	<b>15</b>	<b>N/C</b>	<b>28</b>	<b>N/C</b>	<b>A/C</b>	<b>35</b>

North G3 Low	Sept	Oct	Nov	Dec	Jan	Feb	Mar	Apr	May	June	July	Aug	Max
Moorhen					N/C		N/C		N/C		N/C	A/C	
Coot					N/C		N/C		N/C		N/C	A/C	
Oystercatcher	12	15	3	2	N/C		N/C	52	N/C	15	N/C	A/C	52
Avocet					N/C		N/C		N/C		N/C	A/C	
Little Ringed Plover					N/C		N/C		N/C		N/C	A/C	
Ringed Plover		10	3	8	N/C		N/C		N/C		N/C	A/C	10
Golden Plover	729	801	300	700	N/C	162	N/C		N/C		N/C	A/C	729
Grey Plover		23	29	11	N/C	21	N/C		N/C		N/C	A/C	29
Lapwing			25	10	N/C	3	N/C		N/C		N/C	A/C	25
Knot					N/C		N/C		N/C		N/C	A/C	
Sanderling					N/C		N/C		N/C		N/C	A/C	
Little Stint					N/C		N/C		N/C		N/C	A/C	
Curlew Sandpiper					N/C		N/C		N/C		N/C	A/C	
Dunlin	94	61	311	196	N/C	77	N/C	997	N/C		N/C	A/C	997
Purple Sandpiper					N/C		N/C		N/C		N/C	A/C	
Ruff					N/C		N/C		N/C		N/C	A/C	
Jack Snipe					N/C		N/C		N/C		N/C	A/C	
Common Snipe					N/C		N/C		N/C		N/C	A/C	
Woodcock					N/C		N/C		N/C		N/C	A/C	
Black-tailed Godwit					N/C		N/C		N/C		N/C	A/C	
Bar-tailed Godwit	1				N/C		N/C		N/C		N/C	A/C	1
Whimbrel					N/C		N/C		N/C		N/C	A/C	
Curlew	78	105	87	31	N/C	32	N/C	61	N/C	45	N/C	A/C	105
Spotted Redshank					N/C		N/C		N/C		N/C	A/C	
Redshank	126	97	201	156	N/C	57	N/C	366	N/C	1	N/C	A/C	366
Greenshank					N/C		N/C		N/C		N/C	A/C	
Green Sandpiper					N/C		N/C		N/C		N/C	A/C	
Wood Sandpiper					N/C		N/C		N/C		N/C	A/C	
Common Sandpiper					N/C		N/C		N/C		N/C	A/C	
Turnstone					N/C		N/C		N/C		N/C	A/C	
<b>Total waders</b>	<b>1040</b>	<b>1112</b>	<b>959</b>	<b>1114</b>	<b>N/C</b>	<b>352</b>	<b>N/C</b>	<b>1476</b>	<b>N/C</b>	<b>61</b>	<b>N/C</b>	<b>A/C</b>	<b>2314</b>
<b>Total wildfowl &amp; waders</b>	<b>1062</b>	<b>1117</b>	<b>966</b>	<b>1125</b>	<b>N/C</b>	<b>356</b>	<b>N/C</b>	<b>1491</b>	<b>N/C</b>	<b>89</b>	<b>N/C</b>	<b>A/C</b>	<b>2349</b>

## Key species low tide

Sector North G3	Winter				Spring				Autumn		
	Species	Total	Month		%	Total	Month		%	Total	Month
	Oystercatcher		Nov		n/c	Mar			n/c	Jul	
	Oystercatcher		Dec		52	Apr	6.8		a/c	Aug	
	Oystercatcher	n/c	Jan		n/c	May				Sept	
	Oystercatcher		Feb		15	Jun	3.3			Oct	
	Ringed Plover		Nov		n/c	Mar			n/c	Jul	
	Ringed Plover	8	Dec	2.3		Apr			a/c	Aug	
	Ringed Plover	n/c	Jan		n/c	May				Sept	
	Ringed Plover		Feb			Jun				Oct	
	Golden Plover		Nov		n/c	Mar			n/c	Jul	
	Golden Plover	700	Dec	2.7		Apr			a/c	Aug	
	Golden Plover	n/c	Jan		n/c	May			729	Sept	7.6
	Golden Plover		Feb			Jun			801	Oct	5.2
	Grey Plover	29	Nov	3.3	n/c	Mar			n/c	Jul	
	Grey Plover		Dec			Apr			a/c	Aug	
	Grey Plover	n/c	Jan		n/c	May				Sept	
	Grey Plover		Feb			Jun			23	Oct	2.6
	Dunlin		Nov		n/c	Mar			n/c	Jul	
	Dunlin		Dec		997	Apr	8.7		a/c	Aug	
	Dunlin	n/c	Jan		n/c	May				Sept	
	Dunlin		Feb			Jun				Oct	
	Curlew	87	Nov	4.1	n/c	Mar			n/c	Jul	
	Curlew	31	Dec	2.2	61	Apr	2.1		a/c	Aug	
	Curlew	n/c	Jan		n/c	May			98	Sept	2.7
	Curlew		Feb		45	Jun	9.2		105	Oct	3.9
	Redshank	201	Nov	4.5	n/c	Mar			n/c	Jul	
	Redshank	156	Dec	3	366	Apr	7.3		a/c	Aug	
	Redshank	n/c	Jan		n/c	May				Sept	
	Redshank		Feb			Jun				Oct	

## Recorded densities of key species

Densities of <0.1 birds per ha not shown

North G3 101 ha	Nov	Dec	Jan	Feb	Mar	Apr	May	Jun	Jul	Aug	Sept	Oct	Max	month
Shelduck			n/c		n/c	0.14	n/c	0.28	n/c	a/c	0.22		<b>0.28</b>	Jun
Teal			n/c		n/c		n/c		n/c	a/c				
Mallard			n/c		n/c		n/c		n/c	a/c				
Shoveler			n/c		n/c		n/c		n/c	a/c				
Oystercatcher			n/c		n/c	0.51	n/c	0.15	n/c	a/c	0.12	0.15	<b>0.51</b>	Apr
Avocet			n/c		n/c		n/c		n/c	a/c				
Ringed Plover			n/c		n/c		n/c		n/c	a/c				
Golden Plover	2.97	6.93	n/c	1.60	n/c		n/c		n/c	a/c	7.22	7.93	<b>7.93</b>	Oct
Grey Plover	0.29	0.11	n/c	0.21	n/c		n/c		n/c	a/c		0.23	<b>0.29</b>	Nov
Lapwing	0.25		n/c		n/c		n/c		n/c	a/c			<b>0.25</b>	Nov
Knot			n/c		n/c		n/c		n/c	a/c				
Sanderling			n/c		n/c		n/c		n/c	a/c				
Little Stint			n/c		n/c		n/c		n/c	a/c				
Curlew Sandpiper			n/c		n/c		n/c		n/c	a/c				
Dunlin	3.08	1.94	n/c	0.76	n/c	9.87	n/c		n/c	a/c	0.93	0.60	<b>9.87</b>	Apr
Black-tailed Godwit			n/c		n/c		n/c		n/c	a/c				
Bar-tailed Godwit			n/c		n/c		n/c		n/c	a/c				
Curlew	0.86	0.31	n/c	0.32	n/c	0.60	n/c	0.45	n/c	a/c	0.77	1.04	<b>1.04</b>	Oct
Redshank	1.99	1.54	n/c	0.56	n/c	3.62	n/c		n/c	a/c	1.25	0.96	<b>3.62</b>	Apr
Turnstone			n/c		n/c		n/c		n/c	a/c				

## Sub sector North G4

### Sub sector North G4 data

North G4 Low	Sept	Oct	Nov	Dec	Jan	Feb	Mar	Apr	May	June	July	Aug	Max
Red-throated Diver					N/C		N/C		N/C		N/C	A/C	
Great Northern Diver					N/C		N/C		N/C		N/C	A/C	
Little Grebe					N/C		N/C		N/C		N/C	A/C	
Great Crested Grebe					N/C		N/C		N/C		N/C	A/C	
Slavonian Grebe					N/C		N/C		N/C		N/C	A/C	
Black-necked Grebe					N/C		N/C		N/C		N/C	A/C	
Cormorant					N/C		N/C		N/C		N/C	A/C	
Grey Heron					N/C		N/C		N/C		N/C	A/C	
Mute Swan					N/C		N/C		N/C		N/C	A/C	
Bewick's Swan					N/C		N/C		N/C		N/C	A/C	
Whooper Swan					N/C		N/C		N/C		N/C	A/C	
Bean Goose					N/C		N/C		N/C		N/C	A/C	
Pink-footed Goose					N/C		N/C		N/C		N/C	A/C	
White-fronted Goose					N/C		N/C		N/C		N/C	A/C	
Greylag Goose					N/C		N/C		N/C		N/C	A/C	
Canada Goose					N/C		N/C		N/C		N/C	A/C	
Barnacle Goose					N/C		N/C		N/C		N/C	A/C	
Dark-bellied Brent Goose					N/C		N/C		N/C		N/C	A/C	
Pale-bellied Brent Goose					N/C		N/C		N/C		N/C	A/C	
Shelduck		17	30	19	N/C	10	N/C	12	N/C	23	N/C	A/C	30
Eurasian Wigeon					N/C		N/C		N/C		N/C	A/C	
Gadwall					N/C		N/C		N/C		N/C	A/C	
Teal					N/C		N/C		N/C		N/C	A/C	
Mallard		23	1		N/C	2	N/C	2	N/C	12	N/C	A/C	23
Pintail					N/C		N/C		N/C		N/C	A/C	
Shoveler					N/C		N/C		N/C		N/C	A/C	
Red-crested Pochard					N/C		N/C		N/C		N/C	A/C	
Pochard					N/C		N/C		N/C		N/C	A/C	
Tufted Duck					N/C		N/C		N/C		N/C	A/C	
Scaup					N/C		N/C		N/C		N/C	A/C	
Eider					N/C		N/C		N/C		N/C	A/C	
Long-tailed Duck					N/C		N/C		N/C		N/C	A/C	
Common Scoter					N/C		N/C		N/C		N/C	A/C	
Velvet Scoter					N/C		N/C		N/C		N/C	A/C	
Goldeneye					N/C		N/C		N/C		N/C	A/C	
Smew					N/C		N/C		N/C		N/C	A/C	
Red-breasted Merganser					N/C		N/C		N/C		N/C	A/C	
Goosander					N/C		N/C		N/C		N/C	A/C	
Ruddy Duck					N/C		N/C		N/C		N/C	A/C	
<b>Total wildfowl</b>		<b>40</b>	<b>31</b>	<b>19</b>	<b>N/C</b>	<b>12</b>	<b>N/C</b>	<b>14</b>	<b>N/C</b>	<b>35</b>	<b>N/C</b>	<b>A/C</b>	<b>53</b>

North G4 Low	Sept	Oct	Nov	Dec	Jan	Feb	Mar	Apr	May	June	July	Aug	Max
Moorhen					N/C		N/C		N/C		N/C	A/C	
Coot					N/C		N/C		N/C		N/C	A/C	
Oystercatcher		4	10	4	N/C	6	N/C	17	N/C	3	N/C	A/C	17
Avocet					N/C		N/C		N/C		N/C	A/C	
Little Ringed Plover					N/C		N/C		N/C		N/C	A/C	
Ringed Plover			15	23	N/C	9	N/C		N/C		N/C	A/C	23
Golden Plover	59	110	3600	5400	N/C	1270	N/C		N/C		N/C	A/C	5400
Grey Plover		17	33	24	N/C	10	N/C		N/C		N/C	A/C	33
Lapwing			176	102	N/C	22	N/C		N/C		N/C	A/C	176
Knot		4	60		N/C		N/C		N/C		N/C	A/C	
Sanderling					N/C		N/C		N/C		N/C	A/C	
Little Stint					N/C		N/C		N/C		N/C	A/C	
Curlew Sandpiper					N/C		N/C		N/C		N/C	A/C	
Dunlin	52	112	702	923	N/C	304	N/C		N/C		N/C	A/C	923
Purple Sandpiper					N/C		N/C		N/C		N/C	A/C	
Ruff					N/C		N/C		N/C		N/C	A/C	
Jack Snipe					N/C		N/C		N/C		N/C	A/C	
Common Snipe					N/C		N/C		N/C		N/C	A/C	
Woodcock					N/C		N/C		N/C		N/C	A/C	
Black-tailed Godwit					N/C		N/C		N/C		N/C	A/C	
Bar-tailed Godwit		2			N/C		N/C		N/C		N/C	A/C	2
Whimbrel					N/C		N/C		N/C		N/C	A/C	
Curlew	18	38	56	97	N/C	45	N/C	46	N/C	21	N/C	A/C	97
Spotted Redshank					N/C		N/C		N/C		N/C	A/C	
Redshank	18	54	78	172	N/C	78	N/C	65	N/C		N/C	A/C	172
Greenshank					N/C		N/C		N/C		N/C	A/C	
Green Sandpiper					N/C		N/C		N/C		N/C	A/C	
Wood Sandpiper					N/C		N/C		N/C		N/C	A/C	
Common Sandpiper					N/C		N/C		N/C		N/C	A/C	
Turnstone					N/C		N/C		N/C		N/C	A/C	
<b>Total waders</b>	<b>147</b>	<b>341</b>	<b>4730</b>	<b>6745</b>	<b>N/C</b>	<b>1744</b>	<b>N/C</b>	<b>128</b>	<b>N/C</b>	<b>24</b>	<b>N/C</b>	<b>A/C</b>	<b>6843</b>
<b>Total wildfowl &amp; waders</b>	<b>147</b>	<b>381</b>	<b>4761</b>	<b>6764</b>	<b>N/C</b>	<b>1756</b>	<b>N/C</b>	<b>142</b>	<b>N/C</b>	<b>59</b>	<b>N/C</b>	<b>A/C</b>	<b>6896</b>



## Key species low tide

Sector North G4	Winter				Spring				Autumn		
	Species	Total	Month		%	Total	Month		%	Total	Month
Ringed Plover	15	Nov	3.3		n/c	Mar			n/c	Jul	
Ringed Plover	23	Dec	6.6			Apr			a/c	Aug	
Ringed Plover	n/c	Jan			n/c	May				Sept	
Ringed Plover		Feb			12	Jun	2.3			Oct	
Golden Plover	3600	Nov	10		n/c	Mar			n/c	Jul	
Golden Plover	5400	Dec	21			Apr			a/c	Aug	
Golden Plover	n/c	Jan			n/c	May				Sept	
Golden Plover	1270	Feb	27			Jun				Oct	
Grey Plover	33	Nov	3.8		n/c	Mar			n/c	Jul	
Grey Plover		Dec				Apr			a/c	Aug	
Grey Plover	n/c	Jan			n/c	May				Sept	
Grey Plover		Feb				Jun				Oct	
Lapwing	176	Nov	2.3		n/c	Mar			n/c	Jul	
Lapwing		Dec				Apr			a/c	Aug	
Lapwing	n/c	Jan			n/c	May				Sept	
Lapwing		Feb				Jun				Oct	
Dunlin	702	Nov	4.1		n/c	Mar			n/c	Jul	
Dunlin	923	Dec	5.7			Apr			a/c	Aug	
Dunlin	n/c	Jan			n/c	May				Sept	
Dunlin	304	Feb	2.1			Jun				Oct	
Curlew	56	Nov	2.6		n/c	Mar			n/c	Jul	
Curlew	97	Dec	6.8			Apr			a/c	Aug	
Curlew	n/c	Jan			n/c	May				Sept	
Curlew		Feb			21	Jun	4.3			Oct	
Redshank		Nov			n/c	Mar			n/c	Jul	
Redshank	172	Dec	3.3			Apr			a/c	Aug	
Redshank	n/c	Jan			n/c	May				Sept	
Redshank	78	Feb	2.2			Jun				Oct	

### Recorded densities of key species

Densities of <0.1 birds per ha not shown

North G4 58 ha	Nov	Dec	Jan	Feb	Mar	Apr	May	Jun	Jul	Aug	Sept	Oct	Max	month
Shelduck			n/c		n/c		n/c		n/c	a/c		0.29	0.52	Nov
Teal			n/c		n/c		n/c		n/c	a/c				
Mallard			n/c		n/c		n/c		n/c	a/c		0.40	0.40	Oct
Shoveler			n/c		n/c		n/c		n/c	a/c				
Oystercatcher			n/c		n/c		n/c		n/c	a/c			0.29	Apr
Avocet			n/c		n/c		n/c		n/c	a/c				
Ringed Plover			n/c		n/c		n/c		n/c	a/c			0.40	Dec
Golden Plover			n/c		n/c		n/c		n/c	a/c			93.10	Dec
Grey Plover			n/c		n/c		n/c		n/c	a/c			0.57	Nov
Lapwing			n/c		n/c		n/c		n/c	a/c			3.03	Nov
Knot			n/c		n/c		n/c		n/c	a/c			1.03	Nov
Sanderling			n/c		n/c		n/c		n/c	a/c				
Little Stint			n/c		n/c		n/c		n/c	a/c				
Curlew Sandpiper			n/c		n/c		n/c		n/c	a/c				
Dunlin			n/c		n/c		n/c		n/c	a/c			15.91	Dec
Black-tailed Godwit			n/c		n/c		n/c		n/c	a/c				
Bar-tailed Godwit			n/c		n/c		n/c		n/c	a/c				
Curlew			n/c		n/c		n/c		n/c	a/c			1.67	Dec
Redshank			n/c		n/c		n/c		n/c	a/c			2.97	Dec
Turnstone			n/c		n/c		n/c		n/c	a/c				

## Sub sector North G5

### Sub sector North G5 data

North G5 Low	Sept	Oct	Nov	Dec	Jan	Feb	Mar	Apr	May	June	July	Aug	Max
Red-throated Diver					N/C		N/C		N/C		N/C		
Great Northern Diver					N/C		N/C		N/C		N/C		
Little Grebe					N/C		N/C		N/C		N/C		
Great Crested Grebe					N/C		N/C		N/C		N/C		
Slavonian Grebe					N/C		N/C		N/C		N/C		
Black-necked Grebe					N/C		N/C		N/C		N/C		
Cormorant					N/C		N/C		N/C		N/C		
Grey Heron					N/C		N/C		N/C		N/C		
Mute Swan					N/C		N/C		N/C		N/C		
Bewick's Swan					N/C		N/C		N/C		N/C		
Whooper Swan					N/C		N/C		N/C		N/C		
Bean Goose					N/C		N/C		N/C		N/C		
Pink-footed Goose					N/C		N/C		N/C		N/C		
White-fronted Goose					N/C		N/C		N/C		N/C		
Greylag Goose					N/C		N/C		N/C		N/C		
Canada Goose					N/C		N/C		N/C		N/C		
Barnacle Goose					N/C		N/C		N/C		N/C		
Dark-bellied Brent Goose					N/C		N/C		N/C		N/C		
Pale-bellied Brent Goose					N/C		N/C		N/C		N/C		
Shelduck	70	51	57	26	N/C	12	N/C	33	N/C	36	N/C	12	70
Eurasian Wigeon					N/C		N/C		N/C		N/C		
Gadwall					N/C		N/C		N/C		N/C		
Teal					N/C		N/C		N/C		N/C		
Mallard	89	62	3	12	N/C		N/C	6	N/C	48	N/C	5	89
Pintail					N/C		N/C		N/C		N/C		
Shoveler					N/C		N/C		N/C		N/C		
Red-crested Pochard					N/C		N/C		N/C		N/C		
Pochard					N/C		N/C		N/C		N/C		
Tufted Duck					N/C		N/C		N/C		N/C		
Scaup					N/C		N/C		N/C		N/C		
Eider					N/C		N/C		N/C		N/C		
Long-tailed Duck					N/C		N/C		N/C		N/C		
Common Scoter					N/C		N/C		N/C		N/C		
Velvet Scoter					N/C		N/C		N/C		N/C		
Goldeneye					N/C		N/C		N/C		N/C		
Smew					N/C		N/C		N/C		N/C		
Red-breasted Merganser					N/C		N/C		N/C		N/C		
Goosander					N/C		N/C		N/C		N/C		
Ruddy Duck					N/C		N/C		N/C		N/C		
<b>Total wildfowl</b>	<b>159</b>	<b>113</b>	<b>60</b>	<b>38</b>	<b>N/C</b>	<b>12</b>	<b>N/C</b>	<b>39</b>	<b>N/C</b>	<b>84</b>	<b>N/C</b>	<b>17</b>	<b>159</b>
Moorhen					N/C		N/C		N/C		N/C		

North G5 Low	Sept	Oct	Nov	Dec	Jan	Feb	Mar	Apr	May	June	July	Aug	Max
Coot					N/C		N/C		N/C		N/C		
Oystercatcher	6	4	2	11	N/C	4	N/C	42	N/C	1	N/C	3	42
Avocet					N/C		N/C		N/C		N/C		
Little Ringed Plover					N/C		N/C		N/C		N/C		
Ringed Plover			7	12	N/C	16	N/C		N/C		N/C		16
Golden Plover	692	882	6200	2700	N/C	346	N/C	3	N/C	10	N/C	622	6200
Grey Plover	103	88	61	21	N/C	54	N/C	124	N/C		N/C		124
Lapwing			139	325	N/C	61	N/C		N/C		N/C	60	325
Knot		9		5	N/C		N/C	41	N/C		N/C		41
Sanderling					N/C		N/C		N/C		N/C		
Little Stint					N/C		N/C		N/C		N/C		
Curlew Sandpiper					N/C		N/C		N/C		N/C		
Dunlin	261	419	610	880	N/C	609	N/C	194	N/C		N/C	43	880
Purple Sandpiper					N/C		N/C		N/C		N/C		
Ruff					N/C		N/C		N/C		N/C		
Jack Snipe					N/C		N/C		N/C		N/C		
Common Snipe	1				N/C		N/C		N/C		N/C		1
Woodcock					N/C		N/C		N/C		N/C		
Black-tailed Godwit					N/C		N/C		N/C		N/C		
Bar-tailed Godwit	1	3	2		N/C		N/C		N/C		N/C		3
Whimbrel					N/C		N/C		N/C		N/C		
Curlew	227	198	207	271	N/C	128	N/C	210	N/C	14	N/C	395	395
Spotted Redshank	1				N/C		N/C		N/C		N/C		1
Redshank	325	409	669	880	N/C	390	N/C	213	N/C	18	N/C	84	880
Greenshank					N/C		N/C		N/C		N/C	1	1
Green Sandpiper					N/C		N/C		N/C		N/C		
Wood Sandpiper					N/C		N/C		N/C		N/C		
Common Sandpiper					N/C		N/C		N/C		N/C		
Turnstone					N/C		N/C		N/C		N/C		
<b>Total waders</b>	<b>1617</b>	<b>2012</b>	<b>7897</b>	<b>5105</b>	<b>N/C</b>	<b>1608</b>	<b>N/C</b>	<b>827</b>	<b>N/C</b>	<b>43</b>	<b>N/C</b>	<b>1208</b>	<b>8909</b>
<b>Total wildfowl &amp; waders</b>	<b>1776</b>	<b>2125</b>	<b>7957</b>	<b>5143</b>	<b>N/C</b>	<b>1620</b>	<b>N/C</b>	<b>866</b>	<b>N/C</b>	<b>127</b>	<b>N/C</b>	<b>1225</b>	<b>9068</b>

## Key species low tide

Sector North G5	Winter				Spring				Autumn		
	Species	Total	Month		%	Total	Month		%	Total	Month
Shelduck	57	Nov	2.4		n/c	Mar			n/c	Jul	
Shelduck		Dec				Apr				Aug	
Shelduck	n/c	Jan			n/c	May				Sept	
Shelduck		Feb			36	Jun	2.2			Oct	
Mallard		Nov			n/c	Mar			n/c	Jul	
Mallard		Dec				Apr				Aug	
Mallard	n/c	Jan			n/c	May			89	Sept	11.4
Mallard		Feb			48	Jun	9		62	Oct	5.3
Oystercatcher		Nov			n/c	Mar			n/c	Jul	
Oystercatcher		Dec			42	Apr	3.5			Aug	
Oystercatcher	n/c	Jan			n/c	May				Sept	
Oystercatcher		Feb				Jun				Oct	
Ringed Plover		Nov			n/c	Mar			n/c	Jul	
Ringed Plover	12	Dec	3.5			Apr				Aug	
Ringed Plover	n/c	Jan			n/c	May				Sept	
Ringed Plover	16	Feb	3.2			Jun				Oct	
Golden Plover	6200	Nov	17.1		n/c	Mar			n/c	Jul	
Golden Plover	2700	Dec	10.4			Apr			622	Aug	5
Golden Plover	n/c	Jan			n/c	May			692	Sept	7.2
Golden Plover	346	Feb	7.1		10	Jun	28.5		882	Oct	5.7
Grey Plover	61	Nov	6.9		n/c	Mar			n/c	Jul	
Grey Plover		Dec			124	Apr	6			Aug	
Grey Plover	n/c	Jan			n/c	May			103	Sept	10.5
Grey Plover	54	Feb	5.9			Jun			88	Oct	10.1
Knot		Nov			n/c	Mar			n/c	Jul	
Knot		Dec			41	Apr	7.4			Aug	
Knot	n/c	Jan			n/c	May				Sept	
Knot		Feb				Jun				Oct	
Dunlin	610	Nov	3.6		n/c	Mar			n/c	Jul	
Dunlin	880	Dec	5.4			Apr				Aug	
Dunlin	n/c	Jan			n/c	May				Sept	
Dunlin	609	Feb	4.3			Jun			419	Oct	2.2

<b>Sector North G5</b>	<b>Winter</b>				<b>Spring</b>				<b>Autumn</b>		
<b>Species</b>	<b>Total</b>	<b>Month</b>	<b>%</b>		<b>Total</b>	<b>Month</b>	<b>%</b>		<b>Total</b>	<b>Month</b>	<b>%</b>
Curlew	207	Nov	9.7		n/c	Mar			n/c	Jul	
Curlew	271	Dec	18.9		210	Apr	7.1		395	Aug	11.7
Curlew	n/c	Jan			n/c	May			227	Sept	7.9
Curlew	128	Feb	5		14	Jun	2.9		198	Oct	7.3
Redshank	669	Nov	15		n/c	Mar			n/c	Jul	
Redshank	880	Dec	17		213	Apr	4.2		84	Aug	2.8
Redshank	n/c	Jan			n/c	May			325	Sept	4.1
Redshank	390	Feb	11.2		18	Jun	12.9		409	Oct	6.1

## Recorded densities of key species

Densities of <0.1 birds per ha not shown

North G5 309 ha														
Species	Nov	Dec	Jan	Feb	Mar	Apr	May	Jun	Jul	Aug	Sept	Oct	Max	month
Shelduck	0.18		n/c		n/c	0.10	n/c	0.12	n/c		0.27	0.17	0.27	Sept
Teal			n/c		n/c		n/c		n/c					
Mallard			n/c		n/c		n/c	0.16	n/c		0.29	0.20	0.29	Sept
Shoveler			n/c		n/c		n/c		n/c					
Oystercatcher			n/c		n/c	0.14	n/c		n/c				0.14	Apr
Avocet			n/c		n/c		n/c		n/c					
Ringed Plover			n/c		n/c		n/c		n/c					
Golden Plover	20.06	8.73	n/c	1.12	n/c		n/c		n/c	2.01	2.24	2.85	20.06	Nov
Grey Plover	0.20		n/c	0.17	n/c	0.40	n/c		n/c		0.33	0.28	0.40	Apr
Lapwing	0.45	1.05	n/c	0.20	n/c		n/c		n/c	0.19			1.05	Dec
Knot			n/c		n/c	0.13	n/c		n/c				0.13	Apr
Sanderling			n/c		n/c		n/c		n/c					
Little Stint			n/c		n/c		n/c		n/c					
Curlew Sandpiper			n/c		n/c		n/c		n/c					
Dunlin	1.97	2.85	n/c	1.97	n/c	0.63	n/c		n/c	0.14	0.84	1.36	2.85	Dec
Black-tailed Godwit			n/c		n/c		n/c		n/c					
Bar-tailed Godwit			n/c		n/c		n/c		n/c					
Curlew	0.67	0.88	n/c	0.41	n/c	0.68	n/c		n/c	1.28	0.73	0.64	1.28	Aug
Redshank	2.17	2.85	n/c	1.26	n/c	0.69	n/c		n/c	0.27	1.05	1.32	2.85	Dec
Turnstone			n/c		n/c		n/c		n/c					

## Sub sector North G6

### Sub sector North G6 data

North G6 Low	Sept	Oct	Nov	Dec	Jan	Feb	Mar	Apr	May	June	July	Aug	Max
Red-throated Diver					N/C	N/C	N/C			N/C	N/C		
Great Northern Diver					N/C	N/C	N/C			N/C	N/C		
Little Grebe					N/C	N/C	N/C			N/C	N/C		
Great Crested Grebe					N/C	N/C	N/C			N/C	N/C		
Slavonian Grebe					N/C	N/C	N/C			N/C	N/C		
Black-necked Grebe					N/C	N/C	N/C			N/C	N/C		
Cormorant					N/C	N/C	N/C			N/C	N/C		
Grey Heron				1	N/C	N/C	N/C	2	2	N/C	N/C		2
Mute Swan					N/C	N/C	N/C			N/C	N/C		
Bewick's Swan					N/C	N/C	N/C			N/C	N/C		
Whooper Swan					N/C	N/C	N/C			N/C	N/C		
Bean Goose					N/C	N/C	N/C			N/C	N/C		
Pink-footed Goose					N/C	N/C	N/C			N/C	N/C		
White-fronted Goose					N/C	N/C	N/C			N/C	N/C		
Greylag Goose					N/C	N/C	N/C			N/C	N/C		
Canada Goose					N/C	N/C	N/C			N/C	N/C		
Barnacle Goose					N/C	N/C	N/C			N/C	N/C		
Dark-bellied Brent Goose				1	N/C	N/C	N/C			N/C	N/C		1
Pale-bellied Brent Goose					N/C	N/C	N/C			N/C	N/C		
Shelduck	141	63	63	12	N/C	N/C	N/C	46	39	N/C	N/C	71	141
Eurasian Wigeon					N/C	N/C	N/C			N/C	N/C		
Gadwall					N/C	N/C	N/C			N/C	N/C		
Teal					N/C	N/C	N/C			N/C	N/C		
Mallard	6				N/C	N/C	N/C	2	21	N/C	N/C	229	229
Pintail					N/C	N/C	N/C			N/C	N/C		
Shoveler					N/C	N/C	N/C			N/C	N/C		
Red-crested Pochard					N/C	N/C	N/C			N/C	N/C		
Pochard					N/C	N/C	N/C			N/C	N/C		
Tufted Duck					N/C	N/C	N/C			N/C	N/C		
Scaup					N/C	N/C	N/C			N/C	N/C		
Eider					N/C	N/C	N/C			N/C	N/C		
Long-tailed Duck					N/C	N/C	N/C			N/C	N/C		
Common Scoter					N/C	N/C	N/C			N/C	N/C		
Velvet Scoter					N/C	N/C	N/C			N/C	N/C		
Goldeneye					N/C	N/C	N/C			N/C	N/C		
Smew					N/C	N/C	N/C			N/C	N/C		
Red-breasted Merganser					N/C	N/C	N/C			N/C	N/C		
Goosander					N/C	N/C	N/C			N/C	N/C		
Ruddy Duck					N/C	N/C	N/C			N/C	N/C		
<b>Total wildfowl</b>	<b>147</b>	<b>63</b>	<b>63</b>	<b>14</b>	<b>N/C</b>	<b>N/C</b>	<b>N/C</b>	<b>50</b>	<b>62</b>	<b>N/C</b>	<b>N/C</b>	<b>300</b>	<b>373</b>



North G6 Low	Sept	Oct	Nov	Dec	Jan	Feb	Mar	Apr	May	June	July	Aug	Max
Moorhen					N/C	N/C	N/C			N/C	N/C		
Coot					N/C	N/C	N/C			N/C	N/C		
Oystercatcher		1			N/C	N/C	N/C	7	20	N/C	N/C	12	20
Avocet					N/C	N/C	N/C			N/C	N/C		
Little Ringed Plover					N/C	N/C	N/C			N/C	N/C		
Ringed Plover		16	41	20	N/C	N/C	N/C		169	N/C	N/C	31	169
Golden Plover		10	600		N/C	N/C	N/C			N/C	N/C	673	673
Grey Plover	3	82	21		N/C	N/C	N/C		496	N/C	N/C	47	496
Lapwing				162	N/C	N/C	N/C			N/C	N/C		162
Knot	21	21			N/C	N/C	N/C			N/C	N/C		21
Sanderling					N/C	N/C	N/C			N/C	N/C		
Little Stint					N/C	N/C	N/C			N/C	N/C		
Curlew Sandpiper					N/C	N/C	N/C			N/C	N/C		
Dunlin	83	163	30	85	N/C	N/C	N/C	186	1190	N/C	N/C	60	1190
Purple Sandpiper					N/C	N/C	N/C			N/C	N/C		
Ruff					N/C	N/C	N/C			N/C	N/C		
Jack Snipe					N/C	N/C	N/C			N/C	N/C		
Common Snipe					N/C	N/C	N/C			N/C	N/C		
Woodcock					N/C	N/C	N/C			N/C	N/C		
Black-tailed Godwit	6				N/C	N/C	N/C			N/C	N/C	338	338
Bar-tailed Godwit	8	18			N/C	N/C	N/C		9	N/C	N/C		18
Whimbrel					N/C	N/C	N/C		2	N/C	N/C		2
Curlew	126	42	150	65	N/C	N/C	N/C	481	37	N/C	N/C	307	481
Spotted Redshank					N/C	N/C	N/C			N/C	N/C		
Redshank	91	195	120	100	N/C	N/C	N/C	140		N/C	N/C	385	385
Greenshank					N/C	N/C	N/C			N/C	N/C	2	2
Green Sandpiper					N/C	N/C	N/C			N/C	N/C		
Wood Sandpiper					N/C	N/C	N/C			N/C	N/C		
Common Sandpiper					N/C	N/C	N/C			N/C	N/C		
Turnstone	1				N/C	N/C	N/C		5	N/C	N/C		5
<b>Total waders</b>	<b>339</b>	<b>548</b>	<b>962</b>	<b>432</b>	<b>N/C</b>	<b>N/C</b>	<b>N/C</b>	<b>814</b>	<b>1928</b>	<b>N/C</b>	<b>N/C</b>	<b>1855</b>	<b>3962</b>
<b>Total wildfowl &amp; waders</b>	<b>486</b>	<b>611</b>	<b>1025</b>	<b>446</b>	<b>N/C</b>	<b>N/C</b>	<b>N/C</b>	<b>864</b>	<b>1990</b>	<b>N/C</b>	<b>N/C</b>	<b>2155</b>	<b>4335</b>

## Key species low tide

Sector North G6	Winter				Spring				Autumn		
	Species	Total	Month		%	Total	Month		%	Total	Month
Shelduck	63	Nov	2.7		n/c	Mar			n/c	Jul	
Shelduck		Dec			46	Apr	2.2		71	Aug	2.5
Shelduck	n/c	Jan			39	May	2.8		141	Sept	3
Shelduck	n/c	Feb			n/c	Jun				Oct	
Mallard		Nov			n/c	Mar			n/c	Jul	
Mallard		Dec				Apr			229	Aug	29
Mallard	n/c	Jan			21	May	6.9			Sept	
Mallard	n/c	Feb			n/c	Jun				Oct	
Oystercatcher		Nov			n/c	Mar			n/c	Jul	
Oystercatcher		Dec				Apr				Aug	
Oystercatcher	n/c	Jan			20	May	2.6			Sept	
Oystercatcher	n/c	Feb			n/c	Jun				Oct	
Ringed Plover	41	Nov	8.9		n/c	Mar			n/c	Jul	
Ringed Plover	20	Dec	5.8			Apr			31	Aug	2.8
Ringed Plover	n/c	Jan			169	May	10.7			Sept	
Ringed Plover	n/c	Feb			n/c	Jun			16	Oct	3
Golden Plover		Nov			n/c	Mar			n/c	Jul	
Golden Plover		Dec				Apr			673	Aug	5.4
Golden Plover	n/c	Jan				May				Sept	
Golden Plover	n/c	Feb			n/c	Jun				Oct	
Grey Plover	21	Nov	4.6		n/c	Mar			n/c	Jul	
Grey Plover		Dec				Apr			47	Aug	4.3
Grey Plover	n/c	Jan			496	May	31.3			Sept	
Grey Plover	n/c	Feb			n/c	Jun			82	Oct	9.4
Black-tailed Godwit		Nov			n/c	Mar			n/c	Jul	
Black-tailed Godwit		Dec				Apr			338	Aug	36.2
Black-tailed Godwit	n/c	Jan				May				Sept	
Black-tailed Godwit	n/c	Feb			n/c	Jun				Oct	
Curlew	150	Nov	7		n/c	Mar			n/c	Jul	
Curlew	55	Dec	3.8		481	Apr	16.2		307	Aug	9.1
Curlew	n/c	Jan			37	May	7.3		126	Sept	4.4
Curlew	n/c	Feb			n/c	Jun				Oct	

Sector North G6	Winter				Spring				Autumn		
Species	Total	Month	%		Total	Month	%		Total	Month	%
Redshank	120	Nov	2.7		n/c	Mar			n/c	Jul	
Redshank		Dec			140	Apr	2.8		385	Aug	12.9
Redshank	n/c	Jan				May				Sept	
Redshank	n/c	Feb			n/c	Jun				Oct	
Greenshank		Nov			n/c	Mar			n/c	Jul	
Greenshank		Dec				Apr			2	Aug	2.7
Greenshank	n/c	Jan				May				Sept	
Greenshank	n/c	Feb			n/c	Jun				Oct	
Turnstone		Nov			n/c	Mar			n/c	Jul	
Turnstone		Dec				Apr				Aug	
Turnstone	n/c	Jan			5	May	4.1			Sept	
Turnstone	n/c	Feb			n/c	Jun				Oct	

## Recorded densities of key species

Densities of <0.1 birds per ha not shown

North G6 348 ha	Nov	Dec	Jan	Feb	Mar	Apr	May	Jun	Jul	Aug	Sept	Oct	Max	month
Shelduck	0.18		n/c	n/c	n/c	0.13	0.11	n/c	n/c	0.20	0.40	0.18	0.40	Sept
Teal			n/c	n/c	n/c			n/c	n/c					
Mallard			n/c	n/c	n/c			n/c	n/c	0.66			0.66	Aug
Shoveler			n/c	n/c	n/c			n/c	n/c					
Oystercatcher			n/c	n/c	n/c			n/c	n/c					
Avocet			n/c	n/c	n/c			n/c	n/c					
Ringed Plover	0.12		n/c	n/c	n/c		0.49	n/c	n/c				0.49	May
Golden Plover	1.72		n/c	n/c	n/c			n/c	n/c	1.93			1.93	Aug
Grey Plover			n/c	n/c	n/c		1.43	n/c	n/c	0.14		0.24	1.43	May
Lapwing		0.47	n/c	n/c	n/c			n/c	n/c				0.47	Dec
Knot			n/c	n/c	n/c			n/c	n/c					
Sanderling			n/c	n/c	n/c			n/c	n/c					
Little Stint			n/c	n/c	n/c			n/c	n/c					
Curlew Sandpiper			n/c	n/c	n/c			n/c	n/c					
Dunlin		0.24	n/c	n/c	n/c	0.53	3.42	n/c	n/c	0.17	0.24	0.47	3.42	May
Black-tailed Godwit			n/c	n/c	n/c			n/c	n/c					
Bar-tailed Godwit			n/c	n/c	n/c			n/c	n/c					
Curlew	0.43	0.19	n/c	n/c	n/c	1.38	0.10	n/c	n/c	0.88	0.36	0.12	1.38	Apr
Redshank	0.34	0.29	n/c	n/c	n/c	0.40		n/c	n/c	1.10	0.26	0.56	1.10	Aug
Turnstone			n/c	n/c	n/c			n/c	n/c					

## Sector North H

### Sector North H data

North H Low	Sept	Oct	Nov	Dec	Jan	Feb	Mar	Apr	May	June	July	Aug	Max
Red-throated Diver													
Great Northern Diver													
Little Grebe													
Great Crested Grebe													
Slavonian Grebe													
Black-necked Grebe													
Cormorant	2	1								2			
Grey Heron	3	1						1	2	3	3	5	5
Mute Swan													
Bewick's Swan													
Whooper Swan													
Bean Goose													
Pink-footed Goose													
White-fronted Goose													
Greylag Goose									5				5
Canada Goose													
Barnacle Goose													
Dark-bellied Brent Goose				13		31	5		2	12			13
Pale-bellied Brent Goose													
Shelduck	593	89	157			196	219	53	76	95	596	533	596
Eurasian Wigeon	4	32	115	6	116	344	18				2		344
Gadwall													
Teal	5												5
Mallard	200	37	113	89	81	66	32	12	47	25		49	200
Pintail								2					2
Shoveler													
Red-crested Pochard													
Pochard													
Tufted Duck													
Scaup													
Eider													
Long-tailed Duck													
Common Scoter													
Velvet Scoter													
Goldeneye													
Smew													
Red-breasted Merganser													
Goosander													
Ruddy Duck													
<b>Total wildfowl</b>	<b>807</b>	<b>160</b>	<b>385</b>	<b>108</b>	<b>197</b>	<b>637</b>	<b>274</b>	<b>68</b>	<b>132</b>	<b>137</b>	<b>601</b>	<b>587</b>	<b>1170</b>

North H Low	Sept	Oct	Nov	Dec	Jan	Feb	Mar	Apr	May	June	July	Aug	Max
Moorhen												2	
Coot													
Oystercatcher	422	291	273	91	73	162	114	48	45	43	199	76	422
Avocet													
Little Ringed Plover													
Ringed Plover	4	1			3	1		5	85	1		74	85
Golden Plover	1076	2000	6085	795	1850	56	53				680	2285	6085
Grey Plover	212	220	409	330	383	661	185	150	129	9	69	105	661
Lapwing	29	63	227	1827	1520					6		132	1827
Knot	714	70	918	1800	1247	9506	1620		1		3	1	9506
Sanderling		1				2			17				17
Little Stint	2	1											2
Curlew Sandpiper	10												10
Dunlin	1246	841	1644	1158	652	2238	2180	823	1353		408	629	2238
Purple Sandpiper													
Ruff	23	1											23
Jack Snipe													
Common Snipe		1				1		1				2	2
Woodcock													
Black-tailed Godwit	5	5	29			7	3					2	29
Bar-tailed Godwit	12	11	14	45	10	35	17	2	2		31	75	75
Whimbrel	2										4	12	12
Curlew	283	434	285	89	540	535	164	235	116	151	792	776	792
Spotted Redshank			1									4	4
Redshank	634	223	233	96	64	114	71	90	2	5	384	210	634
Greenshank	3								1		26	18	26
Green Sandpiper	1										1	3	3
Wood Sandpiper													
Common Sandpiper													
Turnstone	4	2	18		1	1	18	2			1	8	18
<b>Total waders</b>	<b>4682</b>	<b>4165</b>	<b>10136</b>	<b>6231</b>	<b>6343</b>	<b>13319</b>	<b>4425</b>	<b>1356</b>	<b>1751</b>	<b>215</b>	<b>2598</b>	<b>4414</b>	<b>22471</b>
<b>Total wildfowl &amp; waders</b>	<b>5489</b>	<b>4325</b>	<b>10521</b>	<b>6339</b>	<b>6540</b>	<b>13956</b>	<b>4699</b>	<b>1424</b>	<b>1883</b>	<b>352</b>	<b>3199</b>	<b>5001</b>	<b>23641</b>

## Key species low tide

North H Species	Winter				Spring				Autumn		
	Total	Month	%		Total	Month	%		Total	Month	%
Dark-bellied Brent		Nov				Mar				Jul	
Dark-bellied Brent		Dec				Apr				Aug	
Dark-bellied Brent		Jan				May				Sept	
Dark-bellied Brent	31	Feb	3.3		12	Jun	93			Oct	
Shelduck	157	Nov	6.6		219	Mar	9		596	Jul	26.6
Shelduck		Dec			53	Apr	2.6			Aug	
Shelduck		Jan			76	May	5.4		593	Sept	12.4
Shelduck	196	Feb	8		95	Jun	5.7		89	Oct	2.4
Wigeon	115	Nov	3			Mar				Jul	
Wigeon		Dec				Apr				Aug	
Wigeon	116	Jan	4.1			May				Sept	
Wigeon	344	Feb	12			Jun				Oct	
Mallard	113	Nov	9		32	Mar	8.8			Jul	
Mallard	89	Dec	6		12	Apr	6.2			Aug	
Mallard	81	Jan	5.5		47	May	15.4		200	Sept	25.6
Mallard	66	Feb	11.3		25	Jun	4.7		37	Oct	3.1
Oystercatcher	273	Nov	17.5		114	Mar	5.4		199	Jul	21
Oystercatcher	91	Dec	4.9		48	Apr	4			Aug	
Oystercatcher	73	Jan	4.3		45	May	5.9		422	Sept	5.5
Oystercatcher	162	Feb	8.6		43	Jun	9.4		291	Oct	11
Ringed Plover		Nov				Mar				Jul	
Ringed Plover		Dec				Apr				Aug	
Ringed Plover		Jan			85	May	5.4			Sept	
Ringed Plover		Feb				Jun				Oct	
Golden Plover	6085	Nov	16.8		53	Mar	2.4		680	Jul	17.9
Golden Plover	795	Dec	3			Apr				Aug	
Golden Plover	1850	Jan	12			May			1076	Sept	11.2
Golden Plover		Feb				Jun			2000	Oct	12.9
Grey Plover	409	Nov	46.6		185	Mar	20		69	Jul	78.4
Grey Plover	330	Dec	23.4		150	Apr	7.2			Aug	
Grey Plover	383	Jan	31.7		129	May	8.1			Sept	
Grey Plover	661	Feb	43.7		9	Jun	37.5			Oct	

North H	Winter				Spring				Autumn		
Species	Total	Month	%		Total	Month	%		Total	Month	%
Lapwing	227	Nov	2.9			Mar				Jul	
Lapwing	1827	Dec	6.7			Apr				Aug	
Lapwing	1520	Jan	7			May				Sept	
Lapwing		Feb				Jun				Oct	
Knot	918	Nov	12.6		1620	Mar	24		3	Jul	6.7
Knot	1800	Dec	7			Apr				Aug	
Knot	1247	Jan	6.2			May			714	Sept	8.5
Knot	9506	Feb	35			Jun				Oct	
Sanderling		Nov			17	Mar	40			Jul	
Sanderling		Dec				Apr				Aug	
Sanderling		Jan				May				Sept	
Sanderling		Feb				Jun				Oct	
Dunlin	1644	Nov	9.6		2180	Mar	14.8		408	Jul	2.2
Dunlin	1158	Dec	7.1		823	Apr	7.2			Aug	
Dunlin	652	Jan	3.8		1353	May	12.7		1246	Sept	6.9
Dunlin	2238	Feb	15.8			Jun			841	Oct	4.4
Ruff		Nov				Mar				Jul	
Ruff		Dec				Apr				Aug	
Ruff		Jan				May			23	Sept	26
Ruff		Feb				Jun				Oct	
Black-tailed Godwit	29	Nov	3.5			Mar				Jul	
Black-tailed Godwit		Dec				Apr				Aug	
Black-tailed Godwit		Jan				May				Sept	
Black-tailed Godwit	7	Feb	2.1			Jun				Oct	
Bar-tailed Godwit	14	Nov	3.1			Mar			31	Jul	14.2
Bar-tailed Godwit	4.5	Dec	12.9			Apr				Aug	
Bar-tailed Godwit		Jan				May				Sept	
Bar-tailed Godwit		Feb				Jun				Oct	
Curlew	285	Nov	13.3		164	Mar	7.2		792	Jul	35.1
Curlew	89	Dec	6.2		235	Apr	7.9			Aug	
Curlew	540	Jan	28.5		116	May	22.8		283	Sept	9.8
Curlew	53	Feb	20.8		151	Jun	31		43	Oct	16
Redshank	233	Nov	5.2		71	Mar	2.4		384	Jul	12.2
Redshank		Dec				Apr				Aug	
Redshank	64	Jan	2.2			May				Sept	



North H	Winter				Spring				Autumn		
Species	Total	Month	%		Total	Month	%		Total	Month	%
Redshank	114	Feb	3.3		5	Jun	3.6			Oct	
Greenshank		Nov				Mar			26	Jul	52
Greenshank		Dec				Apr				Aug	
Greenshank		Jan				May				Sept	
Greenshank		Feb				Jun				Oct	
Turnstone	18	Nov	2.9		18	Mar	3		1	Jul	2.5
Turnstone		Dec				Apr				Aug	
Turnstone		Jan				May				Sept	
Turnstone		Feb				Jun				Oct	

### Recorded densities of key species

Densities of <0.1 birds per ha not shown

North H 1120 ha	Nov	Dec	Jan	Feb	Mar	Apr	May	Jun	Jul	Aug	Sept	Oct	Max	month
Shelduck	0.14			0.18	0.20				0.53	0.48	0.53		0.53	Sep/Jul
Teal														
Mallard	0.10										0.18		0.18	Sept
Shoveler														
Oystercatcher	0.24			0.14	0.10			0.18			0.38	0.26	0.38	Sept
Avocet														
Ringed Plover														
Golden Plover	5.43	0.71	1.65						0.61	2.04	0.96	1.78	5.43	Nov
Grey Plover	0.37	0.29	0.34	0.59	0.17	0.13	0.16				0.19	0.20	0.59	Feb
Lapwing	0.20	1.63	1.36							0.12			1.63	Dec
Knot	0.82	1.61	1.11	8.49	1.45						0.63		8.49	Feb
Sanderling														
Little Stint														
Curlew Sandpiper														
Dunlin	1.47	1.03	0.58	2.00	1.95	0.73	1.21		0.36	0.56	1.11	0.75	1.95	Mar
Black-tailed Godwit														
Bar-tailed Godwit														
Curlew	0.25		0.48	0.48	0.15	0.21	0.10	0.10	0.71	0.69	0.25	0.39	0.71	Jul
Redshank	0.21			0.10					0.34	0.19	0.57	0.20	0.57	Sept
Turnstone														

## Sector North J

### Sector North J data

North J Low	Sept	Oct	Nov	Dec	Jan	Feb	Mar	Apr	May	June	July	Aug	Max
Red-throated Diver										N/C			
Great Northern Diver										N/C			
Little Grebe										N/C			
Great Crested Grebe										N/C			
Slavonian Grebe										N/C			
Black-necked Grebe										N/C			
Cormorant		2								N/C			2
Grey Heron									2	N/C	2		2
Mute Swan										N/C			
Bewick's Swan										N/C			
Whooper Swan										N/C			
Bean Goose										N/C			
Pink-footed Goose										N/C			
White-fronted Goose										N/C			
Greylag Goose										N/C			
Canada Goose										N/C			
Barnacle Goose										N/C			
Dark-bellied Brent Goose		30		3		2		2		N/C			30
Pale-bellied Brent Goose										N/C			
Shelduck	190	55	80	45	141	140	25	39	8	N/C	120	462	462
Eurasian Wigeon										N/C			
Gadwall										N/C			
Teal			2					1		N/C			2
Mallard		35	56		9			5	20	N/C			56
Pintail										N/C			
Shoveler										N/C			
Red-crested Pochard										N/C			
Pochard										N/C			
Tufted Duck										N/C			
Scaup										N/C			
Eider										N/C			
Long-tailed Duck										N/C			
Common Scoter										N/C			
Velvet Scoter										N/C			
Goldeneye										N/C			
Smew										N/C			
Red-breasted Merganser										N/C			
Goosander										N/C			
Ruddy Duck										N/C			
<b>Total wildfowl</b>	<b>190</b>	<b>122</b>	<b>138</b>	<b>48</b>	<b>150</b>	<b>142</b>	<b>25</b>	<b>47</b>	<b>30</b>	<b>N/C</b>	<b>122</b>	<b>462</b>	<b>554</b>

North J Low	Sept	Oct	Nov	Dec	Jan	Feb	Mar	Apr	May	June	July	Aug	Max
Moorhen										N/C			
Coot										N/C			
Oystercatcher		9	68	530	258	556	9	26	8	N/C		10	556
Avocet										N/C			
Little Ringed Plover										N/C			
Ringed Plover						16				N/C			16
Golden Plover		3		1000	257	159			6	N/C		1048	1048
Grey Plover			13	600	166	104	3	57	500	N/C		177	600
Lapwing		28	7	125	625					N/C		202	625
Knot	1500	3050	3200	17500	9035	7810	1130			N/C		129	17500
Sanderling										N/C			
Little Stint										N/C			
Curlew Sandpiper										N/C		1	1
Dunlin	4000	5400	2750		1100	825	1030	110	1000	N/C	1000	1390	5400
Purple Sandpiper										N/C			
Ruff										N/C			
Jack Snipe										N/C			
Common Snipe								2		N/C			2
Woodcock										N/C			
Black-tailed Godwit				30						N/C			30
Bar-tailed Godwit		1	330	30	1542	1448	56			N/C		40	1542
Whimbrel										N/C		28	28
Curlew	70	152	117	50	190	182	296	366	40	N/C	28	234	366
Spotted Redshank					1					N/C			1
Redshank	500	700	470	1000	294	240	14	202	7	N/C	80	245	1000
Greenshank										N/C		18	18
Green Sandpiper	1									N/C			1
Wood Sandpiper										N/C			
Common Sandpiper										N/C			
Turnstone					12					N/C			12
<b>Total waders</b>	<b>6071</b>	<b>9343</b>	<b>6955</b>	<b>20865</b>	<b>13480</b>	<b>11340</b>	<b>2538</b>	<b>763</b>	<b>1561</b>	<b>N/C</b>	<b>1108</b>	<b>3522</b>	<b>28746</b>
<b>Total wildfowl &amp; waders</b>	<b>6261</b>	<b>9465</b>	<b>7093</b>	<b>20913</b>	<b>13630</b>	<b>11482</b>	<b>2563</b>	<b>810</b>	<b>1591</b>	<b>N/C</b>	<b>1230</b>	<b>3984</b>	<b>29300</b>

## Key species low tide

Sector North J	Winter				Spring				Autumn		
	Species	Total	Month		%	Total	Month		%	Total	Month
Dark-bd Brent Goose			Nov			Mar				Jul	
Dark-bd Brent Goose			Dec			Apr				Aug	
Dark-bd Brent Goose			Jan			May				Sept	
Dark-bd Brent Goose			Feb			Jun			30	Oct	4.7
Shelduck	80		Nov	3.4		Mar			120	5.4	
Shelduck	45		Dec	2.1		Apr			462	Aug	16.5
Shelduck	141		Jan	6.6		May			190	Sept	4
Shelduck	140		Feb	5.7		Jun				Oct	
Mallard	56		Nov	4.5		Mar				Jul	
Mallard			Dec			Apr				Aug	
Mallard			Jan		20	May	6.5			Sept	
Mallard			Feb			Jun				Oct	
Oystercatcher	68		Nov	4.4		Mar				Jul	
Oystercatcher	530		Dec	28.5	26	Apr	2.2			Aug	
Oystercatcher	258		Jan	15.3		May				Sept	
Oystercatcher	556		Feb	29.6	n/c	Jun				Oct	
Ringed Plover			Nov			Mar				Jul	
Ringed Plover			Dec			Apr				Aug	
Ringed Plover			Jan			May				Sept	
Ringed Plover	16		Feb	3.2	n/c	Jun				Oct	
Golden Plover			Nov			Mar				Jul	
Golden Plover	1000		Dec	3.9		Apr			1048	Aug	8.4
Golden Plover			Jan			May				Sept	
Golden Plover	159		Feb	3.4	n/c	Jun				Oct	
Grey Plover			Nov			Mar				Jul	
Grey Plover	600		Dec	42.5	57	Apr	2.7		177	Aug	16.3
Grey Plover	166		Jan	13.8	500	May	31.4			Sept	
Grey Plover	104		Feb	6.9	n/c	Jun				Oct	
Lapwing			Nov			Mar				Jul	
Lapwing			Dec			Apr			202	Aug	5.5
Lapwing	625		Jan	2.9		May				Sept	
Lapwing			Feb		n/c	Jun				Oct	

Sector North J	Winter				Spring				Autumn		
Species	Total	Month	%		Total	Month	%		Total	Month	%
Knot	3200	Nov	43.9		1130	Mar	17			Jul	
Knot	17500	Dec	68			Apr			129	Aug	12.1
Knot	9035	Jan	44.7			May			1500	Sept	17.8
Knot	7810	Feb	28.7		n/c	Jun			3050	Oct	33.1
Dunlin	2750	Nov	16.1		1030	Mar	7		1000	Jul	5.5
Dunlin		Dec				Apr			1390	Aug	24.4
Dunlin	1100	Jan	6.4		1000	May	9.4		4000	Sept	22.2
Dunlin	825	Feb	5.8		n/c	Jun			5400	Oct	28.2
Black-tailed Godwit		Nov				Mar				Jul	
Black-tailed Godwit	30	Dec	3.5			Apr				Aug	
Black-tailed Godwit		Jan				May				Sept	
Black-tailed Godwit		Feb			n/c	Jun				Oct	
Bar-tailed Godwit	330	Nov	73.3		56	Mar	17.7			Jul	
Bar-tailed Godwit	30	Dec	8.6			Apr			40	Aug	11.9
Bar-tailed Godwit	1542	Jan	40.7			May				Sept	
Bar-tailed Godwit	1448	Feb	45.7		n/c	Jun				Oct	
Whimbrel		Nov				Mar				Jul	
Whimbrel		Dec				Apr			28	Aug	47.5
Whimbrel		Jan				May				Sept	
Whimbrel		Feb			n/c	Jun				Oct	
Curlew	117	Nov	5.5		296	Mar	11.5			Jul	
Curlew	50	Dec	3.5		366	Apr	12.3		234	Aug	7
Curlew	190	Jan	10		40	May	7.9		70	Sept	2.4
Curlew	182	Feb	7.1		n/c	Jun			152	Oct	5.6
Redshank	470	Nov	10.6			Mar			80	Jul	2.5
Redshank	1000	Dec	19.4		202	Apr	4		245	Aug	8.2
Redshank	294	Jan	10.1		7	May	5.1		500	Sept	6.4
Redshank	240	Feb	6.9		n/c	Jun				Oct	
Greenshank		Nov				Mar				Jul	
Greenshank		Dec				Apr			18	Aug	24.3
Greenshank		Jan				May				Sept	
Greenshank		Feb			n/c	Jun				Oct	

## Recorded densities of key species

Densities of <0.1 birds per ha not shown

North J 1513 ha		Nov	Dec	Jan	Feb	Mar	Apr	May	Jun	Jul	Aug	Sept	Oct	Max	month
Species															
Shelduck											0.31	0.13		0.31	Aug
Teal															
Mallard															
Shoveler															
Oystercatcher			0.35	0.17	0.37									0.37	Feb
Avocet															
Ringed Plover															
Golden Plover			0.66	0.17	0.10						0.69			0.69	Aug
Grey Plover			0.40	0.11			0.33				0.12			0.40	Dec
Lapwing				0.41							0.13			0.41	Jan
Knot		2.12	11.57	5.97	5.16	0.75						0.99	2.02	11.57	Dec
Sanderling															
Little Stint															
Curlew Sandpiper															
Dunlin		1.82		0.73	0.54	0.68	0.66			0.66	0.92	2.64	3.57	3.57	Oct
Black-tailed Godwit															
Bar-tailed Godwit		0.22		1.02	0.96									1.02	Dec
Curlew				0.13	0.12	0.20	0.24				0.15		0.10	0.24	Apr
Redshank		0.31	0.66	0.19	0.16		0.13				0.16	0.33	0.46	0.66	Dec
Turnstone															

## Sector North K

### Sector North K data

North K Low	Sept	Oct	Nov	Dec	Jan	Feb	Mar	Apr	May	June	July	Aug	Max
Red-throated Diver			N/C	N/C						N/C		N/C	
Great Northern Diver			N/C	N/C						N/C		N/C	
Little Grebe			N/C	N/C						N/C		N/C	
Great Crested Grebe			N/C	N/C						N/C		N/C	
Slavonian Grebe			N/C	N/C						N/C		N/C	
Black-necked Grebe			N/C	N/C				1		N/C		N/C	1
Cormorant	4		N/C	N/C				2	2	N/C	13	N/C	13
Grey Heron			N/C	N/C						N/C	4	N/C	4
Mute Swan		3	N/C	N/C						N/C	1	N/C	3
Bewick's Swan			N/C	N/C						N/C		N/C	
Whooper Swan			N/C	N/C						N/C		N/C	
Bean Goose			N/C	N/C						N/C		N/C	
Pink-footed Goose			N/C	N/C						N/C		N/C	
White-fronted Goose			N/C	N/C						N/C		N/C	
Greylag Goose			N/C	N/C						N/C	1	N/C	1
Canada Goose			N/C	N/C						N/C		N/C	
Barnacle Goose			N/C	N/C						N/C		N/C	
Dark-bellied Brent Goose		116	N/C	N/C		206	101	4	1	N/C		N/C	206
Pale-bellied Brent Goose			N/C	N/C						N/C		N/C	
Shelduck	655	766	N/C	N/C	41	288	158	17	19	N/C	130	N/C	766
Eurasian Wigeon			N/C	N/C				10		N/C		N/C	10
Gadwall			N/C	N/C						N/C		N/C	
Teal		4	N/C	N/C				2	2	N/C		N/C	4
Mallard		48	N/C	N/C	46	14	2	6	6	N/C	7	N/C	48
Pintail			N/C	N/C						N/C		N/C	
Shoveler			N/C	N/C						N/C		N/C	
Red-crested Pochard			N/C	N/C						N/C		N/C	
Pochard			N/C	N/C						N/C		N/C	
Tufted Duck	1		N/C	N/C						N/C		N/C	1
Scaup			N/C	N/C						N/C		N/C	
Eider	6	2	N/C	N/C						N/C		N/C	6
Long-tailed Duck			N/C	N/C						N/C		N/C	
Common Scoter			N/C	N/C						N/C		N/C	
Velvet Scoter			N/C	N/C						N/C		N/C	
Goldeneye			N/C	N/C						N/C		N/C	
Smew			N/C	N/C						N/C		N/C	
Red-breasted Merganser			N/C	N/C						N/C		N/C	
Goosander			N/C	N/C						N/C		N/C	
Ruddy Duck			N/C	N/C						N/C		N/C	
<b>Total wildfowl</b>	<b>666</b>	<b>939</b>	<b>N/C</b>	<b>N/C</b>	<b>87</b>	<b>508</b>	<b>261</b>	<b>42</b>	<b>30</b>	<b>N/C</b>	<b>156</b>	<b>N/C</b>	<b>1063</b>



North K Low	Sept	Oct	Nov	Dec	Jan	Feb	Mar	Apr	May	June	July	Aug	Max
Moorhen			N/C	N/C						N/C		N/C	
Coot			N/C	N/C						N/C		N/C	
Oystercatcher	4600	1270	N/C	N/C	660	526	1126	450	226	N/C	25	N/C	<b>4600</b>
Avocet			N/C	N/C						N/C		N/C	
Little Ringed Plover			N/C	N/C						N/C		N/C	
Ringed Plover	40	42	N/C	N/C	35	21	4	12	72	N/C	52	N/C	<b>72</b>
Golden Plover	800	142	N/C	N/C	308		165			N/C	68	N/C	<b>800</b>
Grey Plover	205	203	N/C	N/C	322	201	524	785	300	N/C	1	N/C	<b>785</b>
Lapwing	14	36	N/C	N/C	711		2			N/C	140	N/C	<b>711</b>
Knot	5500	5490	N/C	N/C	7772	9050	3003	15	9	N/C	27	N/C	<b>9050</b>
Sanderling		51	N/C	N/C	1	28		8	23	N/C	5	N/C	<b>51</b>
Little Stint			N/C	N/C						N/C		N/C	
Curlew Sandpiper	2		N/C	N/C						N/C		N/C	<b>2</b>
Dunlin	7450	5525	N/C	N/C	3459	1328	5415	3500	4000	N/C	15300	N/C	<b>15300</b>
Purple Sandpiper			N/C	N/C						N/C		N/C	
Ruff	1		N/C	N/C						N/C	1	N/C	<b>1</b>
Jack Snipe		3	N/C	N/C						N/C		N/C	<b>3</b>
Common Snipe			N/C	N/C						N/C		N/C	
Woodcock			N/C	N/C						N/C		N/C	
Black-tailed Godwit		1	N/C	N/C						N/C		N/C	<b>1</b>
Bar-tailed Godwit	665	688	N/C	N/C	1928	1396	12	1		N/C	4	N/C	<b>1928</b>
Whimbrel	4		N/C	N/C					13	N/C	22	N/C	<b>22</b>
Curlew	255	295	N/C	N/C	232	127	478	40	7	N/C	89	N/C	<b>478</b>
Spotted Redshank		1	N/C	N/C						N/C	1	N/C	<b>1</b>
Redshank	3570	2820	N/C	N/C	313	215	623	2000	5	N/C	1400	N/C	<b>3570</b>
Greenshank	2		N/C	N/C						N/C		N/C	<b>2</b>
Green Sandpiper			N/C	N/C						N/C		N/C	
Wood Sandpiper			N/C	N/C						N/C		N/C	
Common Sandpiper	1		N/C	N/C					7	N/C		N/C	<b>7</b>
Turnstone	15	78	N/C	N/C	61	6		35	15	N/C	9	N/C	<b>78</b>
<b>Total waders</b>	<b>23124</b>	<b>16645</b>	<b>N/C</b>	<b>N/C</b>	<b>15802</b>	<b>12898</b>	<b>11352</b>	<b>6846</b>	<b>4677</b>	<b>N/C</b>	<b>17144</b>	<b>N/C</b>	<b>37462</b>
<b>Total wildfowl &amp; waders</b>	<b>23790</b>	<b>17584</b>	<b>N/C</b>	<b>N/C</b>	<b>15889</b>	<b>13406</b>	<b>11613</b>	<b>6888</b>	<b>4707</b>	<b>N/C</b>	<b>17300</b>	<b>N/C</b>	<b>38525</b>

## Key species low tide

Sector North K	Winter				Spring				Autumn		
	Species	Total	Month		%	Total	Month		%	Total	Month
Dark Bd Brent Goose	n/c	Nov			101	Mar	33.9			Jul	
Dark Bd Brent Goose	n/c	Dec			4	Apr	4.9		n/c	Aug	
Dark Bd Brent Goose		Jan			1	May	3.3			Sept	
Dark Bd Brent Goose	206	Feb	21.9		n/c	Jun			116	Oct	18.2
Shelduck	n/c	Nov			158	Mar	6.6		130	Jul	5.8
Shelduck	n/c	Dec				Apr			n/c	Aug	
Shelduck		Jan				May			655	Sept	13.8
Shelduck	288	Feb	11.7		n/c	Jun			766	Oct	20.8
Mallard	n/c	Nov				Mar				Jul	
Mallard	n/c	Dec				Apr			n/c	Aug	
Mallard	46	Jan	3.1			May				Sept	
Mallard		Feb			n/c	Jun			48	Oct	4.1
Oystercatcher	n/c	Nov			1126	Mar	53.1		25	Jul	2.6
Oystercatcher	n/c	Dec			450	Apr	37.5		n/c	Aug	
Oystercatcher	660	Jan	39.1		226	May	29.5		4600	Sept	59.5
Oystercatcher	526	Feb	28		n/c	Jun			1270	Oct	48.4
Ringed Plover	n/c	Nov			4	Mar	2.9		52	Jul	48.6
Ringed Plover	n/c	Dec			12	Apr	6.2		n/c	Aug	
Ringed Plover	35	Jan	7.4		72	May	4.6		40	Sept	4.3
Ringed Plover	21	Feb	4.2		n/c	Jun			42	Oct	8
Golden Plover	n/c	Nov			165	Mar	7.5			Jul	
Golden Plover	n/c	Dec				Apr			n/c	Aug	
Golden Plover	308	Jan	2			May			800	Sept	8.3
Golden Plover		Feb			n/c	Jun				Oct	
Grey Plover	n/c	Nov			524	Mar	57			Jul	
Grey Plover	n/c	Dec			785	Apr	37.7		n/c	Aug	
Grey Plover	322	Jan	26.7		300	May	18.8		205	Sept	20.8
Grey Plover	201	Feb	13.3		n/c	Jun			203	Oct	23.3
Lapwing	n/c	Nov				Mar			140	Jul	6
Lapwing	n/c	Dec				Apr			n/c	Aug	
Lapwing	711	Jan	3.3			May				Sept	
Lapwing		Feb			n/c	Jun				Oct	
Knot	n/c	Nov			3003	Mar	45		27	Jul	60
Knot	n/c	Dec			15	Apr	2.7		n/c	Aug	

Sector North K	Winter				Spring				Autumn		
	Species	Total	Month		%	Total	Month		%	Total	Month
Knot	7772	Jan	38.5		9	May	90		5500	Sept	65.2
Knot	9050	Feb	33.3		n/c	Jun			5490	Oct	59.6
Sanderling	n/c	Nov				Mar			5	Jul	55.6
Sanderling	n/c	Dec				Apr			n/c	Aug	
Sanderling		Jan			23	May	16.9			Sept	
Sanderling	28	Feb	28.6		n/c	Jun			51	Oct	36.7
Dunlin	n/c	Nov			5415	Mar	36.7		15,300	Jul	83.5
Dunlin	n/c	Dec			3500	Apr	30.6		n/c	Aug	
Dunlin	3159	Jan	20.3		4000	May	37.6		7450	Sept	41.4
Dunlin	1328	Feb	9.4		n/c	Jun			5525	Oct	28.9
Ruff	n/c	Nov				Mar			1	Jul	3.4
Ruff	n/c	Dec				Apr			n/c	Aug	
Ruff		Jan				May				Sept	
Ruff		Feb			n/c	Jun				Oct	
Bar-tailed Godwit	n/c	Nov			12	Mar	3.8			Jul	
Bar-tailed Godwit	n/c	Dec				Apr			n/c	Aug	
Bar-tailed Godwit	1928	Jan	50.9			May			665	Sept	55
Bar-tailed Godwit	1396	Feb	44		n/c	Jun			688	Oct	64.1
Whimbrel	n/c	Nov				Mar			22	Jul	52.4
Whimbrel	n/c	Dec				Apr			n/c	Aug	
Whimbrel		Jan			13	May	29.5			Sept	
Whimbrel		Feb			n/c	Jun				Oct	
Curlew	n/c	Nov			478	Mar	21		89	Jul	3.9
Curlew	n/c	Dec				Apr			n/c	Aug	
Curlew	232	Jan	12.2			May			255	Sept	8.9
Curlew	127	Feb	4.9		n/c	Jun			295	Oct	10.9
Redshank	n/c	Nov			623	Mar	21		1400	Jul	44.5
Redshank	n/c	Dec			2000	Apr	39.6		n/c	Aug	
Redshank	313	Jan	10.8		5	May	3.7		3570	Sept	45.5
Redshank	215	Feb	6.2		n/c	Jun			2820	Oct	41.9
Turnstone	n/c	Nov				Mar			9	Jul	22.5
Turnstone	n/c	Dec			35	Apr	8.7		n/c	Aug	
Turnstone	61	Jan	8.8		15	May	12.2		15	Sept	3.6
Turnstone		Feb			n/c	Jun			78	Oct	18.8

### Recorded densities of key species

Densities of <0.1 birds per ha not shown

North K 1250 ha	Nov	Dec	Jan	Feb	Mar	Apr	May	Jun	Jul	Aug	Sept	Oct	Max	month
Dark-bd Brent Goose	n/c	n/c		0.16				n/c		n/c			0.16	Feb
Shelduck	n/c	n/c		0.23	0.13			n/c	0.10	n/c	0.52	0.61	0.61	Oct
Teal	n/c	n/c						n/c		n/c				
Mallard	n/c	n/c						n/c		n/c				
Shoveler	n/c	n/c						n/c		n/c				
Oystercatcher	n/c	n/c	0.53	0.42	0.90	0.36	0.18	n/c		n/c	3.68	1.01	3.68	Sept
Avocet	n/c	n/c						n/c		n/c				
Ringed Plover	n/c	n/c						n/c		n/c				
Golden Plover	n/c	n/c	0.25		0.13			n/c		n/c	0.64	0.11	0.64	Sept
Grey Plover	n/c	n/c	0.26	0.16	0.42	0.63	0.24	n/c		n/c	0.16	0.16	0.63	Apr
Lapwing	n/c	n/c	0.57					n/c	0.11	n/c			0.57	Jan
Knot	n/c	n/c	6.22	7.24	2.40			n/c		n/c	4.40	4.40	7.24	Feb
Sanderling	n/c	n/c						n/c		n/c				
Little Stint	n/c	n/c						n/c		n/c				
Curlew Sandpiper	n/c	n/c						n/c		n/c				
Dunlin	n/c	n/c	2.77	1.06	4.30	2.80	3.20	n/c	12.24	n/c	5.96	4.42	12.24	Jul
Black-tailed Godwit	n/c	n/c						n/c		n/c				
Bar-tailed Godwit	n/c	n/c	1.54	1.17				n/c		n/c	0.53	0.55	1.54	Jan
Curlew	n/c	n/c	0.18	0.10	0.38			n/c		n/c	0.20	0.24	0.38	Mar
Redshank	n/c	n/c	0.25	0.17	0.50	1.60		n/c	1.12	n/c	2.90	2.26	2.90	Sept
Turnstone	n/c	n/c						n/c		n/c				

## Humber Estuary low tide sector and sub sector approximate areas in hectares

Sector	Area ha	% of total area
ISA	43	0.49
ISB1	11	0.12
ISB2	18.5	0.21
ISB3	80	0.91
ISC	60	0.68
ISD	280	3.18
ISE1	87	0.99
ISE2	8.4	0.10
ISF1	34	0.39
ISF2	56	0.64
ISF3	29	0.33
ISG	73	0.83
ISH	111	1.26
ISI	48	0.55
ISJ1	56	0.64
ISJ2	27.5	0.31
ISJJ	9	0.10
ISK	83	0.94
MSA	345	3.92
MSB	165	1.87
MSC	530	6.02
MSD	218	2.48
MSE	675	7.66
MSF	505	5.73
NA1	20	0.23
NA2	40	0.45
NB1	67	0.76
NB2	64	0.73
NB3	81	0.92
NC	95	1.08
ND	50	0.57
NE	23.6	0.27
NF	97	1.10
NG1	3.3	0.04
NG2	15	0.17
NG3	101	1.15
NG4	58	0.66
NG5	309	3.51
NG6	348	3.95
NH	1120	12.72
NJ	1513	17.18
NK	1250	14.19
	<b>8807.3</b>	

Sector	Area ha	% of total area
NJ	1513	17.18
NK	1250	14.19
NH	1120	12.72
MSE	675	7.66
MSC	530	6.02
MSF	505	5.73
NG6	348	3.95
MSA	345	3.92
NG5	309	3.51
ISD	280	3.18
MSD	218	2.48
MSB	165	1.87
ISH	111	1.26
NG3	101	1.15
NF	97	1.10
NC	95	1.08
ISE1	87	0.99
ISK	83	0.94
NB3	81	0.92
ISB3	80	0.91
ISG	73	0.83
NB1	67	0.76
NB2	64	0.73
ISC	60	0.68
NG4	58	0.66
ISF2	56	0.64
ISJ1	56	0.64
ND	50	0.57
ISI	48	0.55
ISA	43	0.49
NA2	40	0.45
ISF1	34	0.39
ISF3	29	0.33
ISJ2	27.5	0.31
NE	23.6	0.27
NA1	20	0.23
ISB2	18.5	0.21
NG2	15	0.17
ISB1	11	0.12
ISJJ	9	0.10
ISE2	8.4	0.10
NG1	3.3	0.04
	<b>8807.3</b>	

## Maximum densities of key species (bird per hectare) by sector/sub sector

	SU	T	ML	OC	RP	GP	GV	L	KN	SS	DN	BW	BA	CU	RK	TT
ISA	1.12	2.23	0.37			38.21	0.3	27.9			0.81			0.58	0.53	
ISB1			2.54											9	1.27	
ISB2	0.16													4.11		
ISB3	1.34	0.66	0.2					0.75			0.19			0.18		
ISC	7.5	8.83	1.45		0.5	12.08	0.25	13.5			5.83			1.63	0.63	
ISD	2.63	3.86	0.54	0.1	1.18	9.72		2.51			7.5	0.41	0.11	2.23	1.55	
ISE1	0.95			0.66	1.72	34.5		5.48			11.49		0.41	1.47	1.55	
ISE2	0.36	0.36	0.6	0.24	0.12			4.17			0.24			0.24	0.6	
ISF1	0.24	0.35	2.74			1.29		5.24			3.71			1.53	1.26	
ISF2	0.18	0.36	0.75	0.21	0.11	0.36		6.25			6.71			0.57	4.98	3.02
ISF3	0.28	0.59	1.76	0.1				3.62			7.7	0.21		0.24	8.69	5.86
ISG	0.33	0.19	4.94		0.66	22.6		24.66			22.25	0.15		1.07	1.97	3.77
ISH	0.23	0.49	0.72	0.17	0.32	9.9		21.49			4.13			2.06		0.46
ISI	0.33		0.12		0.29	0.35		32.1			3.79	0.42		0.93	1.42	0.6
ISJ1					2.97			11.5		0.11	2.44	6.07		0.6	1.6	0.55
ISJ2	0.76			0.29	0.87			12.18			7.02	6		0.25	5.02	0.44
ISJJ	1.66	3.22	4.11	0.33			0.22	26.88			0.77	11.22		2.44	6	
ISK	1.02		0.16	0.14	1.47			1.34			8.75	0.67	0.16	0.75	3.31	0.65
MSA	2.27		0.12	0.78	0.41	17.86	0.88	18.23	0.72		11.99	2.39	0.37	1.22	2.37	0.18
MSB	0.36			0.39	0.54				0.57	0.27	1.85		0.26		0.33	0.3
MSC	0.37			1.04	0.28	4.26	1.03	1.7	9.5	0.22	0.99		0.85	0.22	0.6	0.25
MSD				1.65	0.74	11.47	0.3	13.76	2.5		0.86		0.24	0.6	0.56	0.84
MSE	0.29			1.33	0.36	0.32	0.88	0.14	0.15	0.13	0.41				0.3	
MSF	0.73			2.47	0.46	1.65	0.52	2.28	1.98	0.36	0.93		0.49		1.36	0.21
NA1	0.2	2.5	9.05			60		38							0.15	
NA2	3.1	9.95	4.13	0.25	0.3	206.3		70.58			3.9	0.73		0.95	1.65	
NB1	4	1.87	0.46			10		9.25			0.24			0.22	0.82	
NB2	9.53	2.28	1.73		0.73	8.31		15.63			2.09			0.52	0.28	
NB3																
NC	0.52	1.44	0.43		0.19	5.26		2.69	0.53		10.64			0.34	0.62	0.21
ND	1.22		0.96		0.6	0.2		2.06			2.8			0.1	3.06	0.8
NE	0.25		1.19		0.3						4.75				0.76	0.17
NF	4.57	8.24	3.9		2.47	30.93	0.16	30.93			28.87			3.4	3	0.19
NG1	0.91		0.3	0.61	2.42	0.3					16.67	2.12	0.3	0.61	4.24	2.12
NG2	1.53			0.67	1	3.67	0.87	1.07			6.8		0.13	1.8	10.4	1.07
NG3	0.28			0.51		7.93	0.29	0.25			9.87			1.04	3.62	
NG4	0.52		0.14	0.29	0.4	93.1	0.57	3.03	1.03		15.91			1.67	2.97	
NG5	0.27		0.29	0.14		20.06	0.4	1.05	0.13					1.28	2.85	
NG6	0.4		0.66		0.49	1.93	1.43	0.47			3.42			1.38	1.1	
NH	0.53		0.18	0.38		5.43	0.59	1.63	8.49		1.95			0.71	0.57	
NJ	0.31			0.37		0.69	0.4	0.41	11.57		3.57		1.02	0.24	0.66	
NK	0.61			3.68		0.64	0.63	0.57	7.24		12.24		1.54	0.38	2.9	
Max	9.53	9.95	9.05	3.68	2.97	206.3	1.43	70.58	11.57	0.36	28.87	11.22	1.54	9	10.4	5.86
Mean	1.36	2.79	1.59	0.7	0.81	20.64	0.57	11.48	3.7	0.22	6.33	2.76	0.49	1.29	2.25	1.14

### Key: Species code

SU Shelduck

T Teal

ML Mallard

OC Oystercatcher

RP Ringed Plover

GP Golden Plover

GV Grey Plover

L Lapwing

KN Knot

SS Sanderling

DN Dunlin

BW Black-tailed Godwit

CU Curlew

RK Redshank

TT Turnstone

**Maximum densities of key species per sector ranked from highest to lowest**

Shelduck	Sector	Teal	Sector	Mallard	Sector	Oystercatcher	Sector	Ringed Plover	Sector	Golden Plover	Sector	Grey Plover	Sector	Lapwing	Sector
9.53	NB2	9.95	NA2	9.05	NA1	3.68	NK	2.97	ISJ1	206.25	NA2	1.43	NG6	70.58	NA2
7.5	ISC	8.83	ISC	4.94	ISG	2.47	MSF	2.47	NF	93.1	NG4	1.03	MSC	38	NA1
4.57	NF	8.24	NF	4.13	NA2	1.65	MSD	2.42	NG1	60	NA1	0.88	MSA	32.1	ISI
4	NB1	3.86	ISD	4.11	ISJJ	1.33	MSE	1.72	ISE1	38.21	ISA	0.88	MSE	30.93	NF
3.1	NA2	3.22	ISJJ	3.9	NF	1.04	MSC	1.47	ISK	34.5	ISE1	0.87	NG2	27.9	ISA
2.63	ISD	2.5	NA1	2.74	ISF1	0.78	MSA	1.18	ISD	30.93	NF	0.63	NK	26.88	ISJJ
2.27	MSA	2.28	NB2	2.54	ISB1	0.67	NG2	1	NG2	22.6	ISG	0.59	NH	24.66	ISG
1.66	ISJJ	2.23	ISA	1.76	ISF3	0.66	ISE1	0.87	ISJ2	20.06	NG5	0.57	NG4	21.49	ISH
1.53	NG2	1.87	NB1	1.73	NB2	0.61	NG1	0.74	MSD	17.86	MSA	0.52	MSF	18.23	MSA
1.34	ISB3	1.44	NC	1.45	ISC	0.51	NG3	0.73	NB2	12.08	ISC	0.4	NG5	15.63	NB2
1.22	ND	0.66	ISB3	1.19	NE	0.39	MSB	0.66	ISG	11.47	MSD	0.4	NJ	13.76	MSD
1.12	ISA	0.59	ISF3	0.96	ND	0.38	NH	0.6	ND	10	NB1	0.3	ISA	13.5	ISC
1.02	ISK	0.49	ISH	0.75	ISF2	0.37	NJ	0.54	MSB	9.9	ISH	0.3	MSD	12.18	ISJ2
0.95	ISE1	0.36	ISE2	0.72	ISH	0.29	ISJ2	0.5	ISC	9.72	ISD	0.29	NG3	11.5	ISJ1
0.91	NG1	0.36	ISF2	0.66	NG6	0.29	NG4	0.49	NG6	8.31	NB2	0.25	ISC	9.25	NB1
0.76	ISJ2	0.35	ISF1	0.6	ISE2	0.25	NA2	0.46	MSF	7.93	NG3	0.22	ISJJ	6.25	ISF2
0.73	MSF	0.19	ISG	0.54	ISD	0.24	ISE2	0.41	MSA	5.43	NH	0.16	NF	5.48	ISE1
0.61	NK		ISB1	0.46	NB1	0.21	ISF2	0.4	NG4	5.26	NC		ISB1	5.24	ISF1
0.53	NH		ISB2	0.43	NC	0.17	ISH	0.36	MSE	4.26	MSC		ISB2	4.17	ISE2
0.52	NC		ISE1	0.37	ISA	0.14	ISK	0.32	ISH	3.67	NG2		ISB3	3.62	ISF3
0.52	NG4		ISI	0.3	NG1	0.14	NG5	0.3	NA2	1.93	NG6		ISD	3.03	NG4
0.4	NG6		ISJ1	0.29	NG5	0.1	ISD	0.3	NE	1.65	MSF		ISE1	2.69	NC
0.37	MSC		ISJ2	0.2	ISB3	0.1	ISF3	0.29	ISI	1.29	ISF1		ISE2	2.51	ISD
0.36	ISE2		ISK	0.18	NH		ISA	0.28	MSC	0.69	NJ		ISF1	2.28	MSF
0.36	MSB		MSA	0.16	ISK		ISB1	0.19	NC	0.64	NK		ISF2	2.06	ND
0.33	ISG		MSB	0.14	NG4		ISB2	0.12	ISE2	0.36	ISF2		ISF3	1.7	MSC

Shelduck	Sector	Teal	Sector	Mallard	Sector	Oystercatcher	Sector	Ringed Plover	Sector	Golden Plover	Sector	Grey Plover	Sector	Lapwing	Sector
0.33	ISI		MSC	0.12	ISI		ISB3	0.11	ISF2	0.35	ISI		ISG	1.63	NH
0.31	NJ		MSD	0.12	MSA		ISC		ISA	0.32	MSE		ISH	1.34	ISK
0.29	MSE		MSE		ISB2		ISF1		ISB1	0.3	NG1		ISI	1.07	NG2
0.28	ISF3		MSF		ISE1		ISG		ISB2	0.2	ND		ISJ1	1.05	NG5
0.28	NG3		NB3		ISJ1		ISI		ISB3		ISB1		ISJ2	0.75	ISB3
0.27	NG5		ND		ISJ2		ISJ1		ISF1		ISB2		ISK	0.57	NK
0.25	NE		NE		MSB		NA1		ISF3		ISB3		MSB	0.47	NG6
0.24	ISF1		NG1		MSC		NB1		ISJ2		ISE2		NA1	0.41	NJ
0.23	ISH		NG2		MSD		NB2		NA1		ISF3		NA2	0.25	NG3
0.2	NA1		NG3		MSE		NB3		NB1		ISJ1		NB1	0.14	MSE
0.18	ISF2		NG4		MSF		NC		NB3		ISJ2		NB2		ISB1
0.16	ISB2		NG5		NB3		ND		NG3		ISJ2		NB3		ISB2
	ISB1		NG6		NG2		NE		NG5		ISK		NC		MSB
	ISJ1		NH		NG3		NF		NH		MSB		ND		NB3
	MSD		NJ		NJ		NG6		NJ		NB3		NE		NE
	NB3		NK		NK				NK		NE		NG1		NG1



**Maximum densities of key species per sector ranked from highest to lowest**

Knot	Sector	Sanderling	Sector	Dunlin	Sector	Black-tailed Godwit	Sector	Bar-tailed Godwit	Sector	Curlew	Sector	Redshank	Sector	Turnstone	Sector
11.57	NJ	0.36	MSF	28.87	NF	11.22	ISJJ	1.54	NK	9	ISB1	10.4	NG2	5.86	ISF3
9.5	MSC	0.27	MSB	22.25	ISG	6.07	ISJ1	1.02	NJ	4.11	ISB2	8.69	ISF3	3.77	ISG
8.49	NH	0.22	MSC	16.67	NG1	6	ISJ2	0.85	MSC	3.4	NF	6	ISJJ	3.02	ISF2
7.24	NK	0.13	MSE	15.91	NG4	2.39	MSA	0.49	MSF	2.44	ISJJ	5.02	ISJ2	2.12	NG1
2.5	MSD	0.11	ISJ1	12.24	NK	2.12	NG1	0.41	ISE1	2.23	ISD	4.98	ISF2	1.07	NG2
1.98	MSF		ISA	11.99	MSA	0.73	NA2	0.37	MSA	2.06	ISH	4.24	NG1	0.84	MSD
1.03	NG4		ISB1	11.49	ISE1	0.67	ISK	0.3	NG1	1.8	NG2	3.62	NG3	0.8	ND
0.72	MSA		ISB2	10.64	NC	0.42	ISI	0.26	MSB	1.67	NG4	3.31	ISK	0.65	ISK
0.57	MSB		ISB3	9.87	NG3	0.41	ISD	0.24	MSD	1.63	ISC	3.06	ND	0.6	ISI
0.53	NC		ISC	8.75	ISK	0.21	ISF3	0.16	ISK	1.53	ISF1	3	NF	0.55	ISJ1
0.15	MSE		ISD	7.7	ISF3	0.15	ISG	0.13	NG2	1.47	ISE1	2.97	NG4	0.46	ISH
0.13	NG5		ISE1	7.5	ISD		ISA	0.11	ISD	1.38	NG6	2.9	NK	0.44	ISJ2
	ISA		ISE2	7.02	ISJ2		ISB1		ISA	1.28	NG5	2.85	NG5	0.3	MSB
	ISB1		ISF1	6.8	NG2		ISB2		ISB1	1.22	MSA	2.37	MSA	0.25	MSC
	ISB2		ISF2	6.71	ISF2		ISB3		ISB2	1.07	ISG	1.97	ISG	0.21	MSF
	ISB3		ISF3	5.83	ISC		ISC		ISB3	1.04	NG3	1.65	NA2	0.21	NC
	ISC		ISG	4.75	NE		ISE1		ISC	0.95	NA2	1.6	ISJ1	0.19	NF
	ISD		ISH	4.13	ISH		ISE2		ISE2	0.93	ISI	1.55	ISD	0.18	MSA
	ISE1		ISI	3.9	NA2		ISF1		ISF1	0.75	ISK	1.55	ISE1	0.17	NE
	ISE2		ISJ2	3.79	ISI		ISF2		ISF2	0.71	NH	1.42	ISI		ISA
	ISF1		ISJ1	3.71	ISF1		ISH		ISF3	0.61	NG1	1.36	MSF		ISB1
	ISF2		ISK	3.57	NJ		MSB		ISG	0.6	ISJ1	1.27	ISB1		ISB2

Knot	Sector	Sanderling	Sector	Dunlin	Sector	Black-tailed Godwit	Sector	Bar-tailed Godwit	Sector	Curlew	Sector	Redshank	Sector	Turnstone	Sector
	ISF3		MSA	3.42	NG6		MSC		ISH	0.6	MSD	1.26	ISF1		ISB3
	ISG		MSD	2.8	ND		MSD		ISI	0.58	ISA	1.1	NG6		ISC
	ISH		NA1	2.44	ISJ1		MSE		ISJ1	0.57	ISF2	0.82	NB1		ISD
	ISI		NA2	2.09	NB2		MSF		ISJ2	0.52	NB2	0.76	NE		ISE1
	ISJ1		NB1	1.95	NH		NA1		ISJ2	0.38	NK	0.66	NJ		ISE2
	ISJ2		NB2	1.85	MSB		NB1		MSE	0.34	NC	0.63	ISC		ISF1
	ISJ2		NB3	0.99	MSC		NB2		NA1	0.25	ISJ2	0.62	NC		ISJ2
	ISK		NC	0.93	MSF		NB3		NA2	0.24	ISE2	0.6	ISE2		MSE
	NA1		ND	0.86	MSD		NC		NB1	0.24	ISF3	0.6	MSC		NA1
	NA2		NE	0.81	ISA		ND		NB2	0.24	NJ	0.57	NH		NA2
	NB1		NF	0.77	ISJ2		NE		NB3	0.22	MSC	0.56	MSD		NB1
	NB2		NG1	0.41	MSE		NF		NC	0.22	NB1	0.53	ISA		NB2
	NB3		NG2	0.24	ISE2		NG2		ND	0.18	ISB3	0.33	MSB		NB3
	ND		NG3	0.24	NB1		NG3		NE	0.1	ND	0.3	MSE		NG3
	NE		NG4	0.19	ISB3		NG4		NF		MSB	0.28	NB2		NG4
	NF		NG5		ISB1		NG5		NG3		MSE	0.15	NA1		NG5
	NG1		NG6		ISB2		NG6		NG4		MSF		ISB2		NG6
	NG2		NH		NA1		NH		NG5		NA1		ISB3		NH
	NG3		NJ		NB3		NJ		NG6		NB3		ISH		NJ
	NG6		NK		NG5		NK		NH		NE		NB3		NK

# Humber Estuary WeBs Core Counts

## Humber Estuary WeBs Core Count September 1998

	ISA	ISB1	ISB2	ISB3	ISC	ISD	ISE1	ISE2	ISF1	ISF2	ISF3	ISG	ISH	ISI	ISJ	ISJJ	ISK	MSA	MSB	MSC	MSD	MSE1	MSE2	MSF	NA	NB	NC	ND	NE	NF	NG	NH	NJ	NK	Total		
September High																																					
Red-throated Diver	n/c	n/c	n/c	n/c					n/c	n/c					n/c		n/c	n/c	n/c	n/c	n/c	n/c	n/c	n/c	n/c												
Great Northern Diver	n/c	n/c	n/c	n/c					n/c	n/c					n/c		n/c	n/c	n/c	n/c	n/c	n/c	n/c	n/c	n/c												
Little Grebe	n/c	n/c	n/c	n/c					n/c	n/c					n/c		n/c	n/c	n/c	n/c	2	n/c	n/c	n/c	n/c	6	1										9
Great Crested Grebe	n/c	n/c	n/c	n/c					n/c	n/c					n/c		n/c	n/c	n/c	n/c	n/c	n/c	n/c	n/c	n/c		1										1
Slavonian Grebe	n/c	n/c	n/c	n/c					n/c	n/c					n/c		n/c	n/c	n/c	n/c	n/c	n/c	n/c	n/c	n/c												
Black-necked Grebe	n/c	n/c	n/c	n/c					n/c	n/c					n/c		n/c	n/c	n/c	n/c	n/c	n/c	n/c	n/c	n/c												
Comorant	n/c	n/c	n/c	n/c		6			n/c	n/c	3		1	n/c	n/c		n/c	n/c	n/c	n/c	7	n/c	n/c	n/c	3	2			1	2	2				8	40	
Grey Heron	n/c	n/c	n/c	n/c		8			n/c	n/c		128	13	n/c	n/c	3	n/c	n/c	n/c	n/c	1	n/c	n/c	n/c	6	11								3	3	38	
Mute Swan	n/c	n/c	n/c	n/c					n/c	n/c				n/c	n/c		n/c	n/c	n/c	n/c	n/c	n/c	n/c	n/c	n/c		8	4						2		155	
Bewick's Swan	n/c	n/c	n/c	n/c					n/c	n/c				n/c	n/c		n/c	n/c	n/c	n/c	n/c	n/c	n/c	n/c	n/c												2
Whooper Swan	n/c	n/c	n/c	n/c					n/c	n/c	2			n/c	n/c		n/c	n/c	n/c	n/c	n/c	n/c	n/c	n/c	n/c												
Bean Goose	n/c	n/c	n/c	n/c					n/c	n/c				n/c	n/c		n/c	n/c	n/c	n/c	n/c	n/c	n/c	n/c	n/c												
Pink-footed Goose	n/c	n/c	n/c	n/c					n/c	n/c				n/c	n/c		n/c	n/c	n/c	n/c	n/c	n/c	n/c	n/c	n/c												
White-fronted Goose	n/c	n/c	n/c	n/c					n/c	n/c				n/c	n/c		n/c	n/c	n/c	n/c	n/c	n/c	n/c	n/c	n/c												
Greylag Goose	n/c	n/c	n/c	n/c		17			n/c	n/c				n/c	n/c		n/c	n/c	n/c	n/c	n/c	n/c	n/c	n/c	n/c												39
Canada Goose	n/c	n/c	n/c	n/c		204	42		n/c	n/c				n/c	n/c	2	n/c	n/c	n/c	n/c	n/c	n/c	n/c	n/c	n/c		22										248
Barnacle Goose	n/c	n/c	n/c	n/c					n/c	n/c				n/c	n/c		n/c	n/c	n/c	n/c	n/c	n/c	n/c	n/c	n/c												
Dark-bellied Brent Goose	n/c	n/c	n/c	n/c					n/c	n/c				n/c	n/c		n/c	n/c	n/c	n/c	n/c	n/c	n/c	n/c	n/c												
Pale-bellied Brent Goose	n/c	n/c	n/c	n/c					n/c	n/c				n/c	n/c		n/c	n/c	n/c	n/c	n/c	n/c	n/c	n/c	n/c												
Shelduck	n/c	n/c	n/c	n/c		81	972		n/c	n/c	14			n/c	n/c		n/c	n/c	n/c	n/c	5	n/c	n/c	n/c	5	849	2	10	430	593	1500	216				5186	
Eurasian Wigeon	n/c	n/c	n/c	n/c					n/c	n/c		1		n/c	n/c		n/c	n/c	n/c	n/c	n/c	n/c	n/c	n/c	n/c	11	441									457	
Gadwall	n/c	n/c	n/c	n/c					n/c	n/c				n/c	n/c		n/c	n/c	n/c	n/c	n/c	n/c	n/c	n/c	n/c												
Teal	n/c	n/c	n/c	n/c					n/c	n/c	12			n/c	n/c	38	n/c	n/c	n/c	n/c	n/c	n/c	n/c	n/c	n/c												
Mallard	n/c	n/c	n/c	n/c		22			n/c	n/c	3	39	9	n/c	n/c	10	n/c	n/c	n/c	n/c	4	n/c	n/c	n/c	86	71		9	26	240	140	13	23			736	
Pintail	n/c	n/c	n/c	n/c					n/c	n/c				n/c	n/c		n/c	n/c	n/c	n/c	n/c	n/c	n/c	n/c	n/c	1											10
Shoveler	n/c	n/c	n/c	n/c					n/c	n/c	4			n/c	n/c	10	n/c	n/c	n/c	n/c	n/c	n/c	n/c	n/c	n/c	31	6										51
Red-crested Pochard	n/c	n/c	n/c	n/c					n/c	n/c	6			n/c	n/c		n/c	n/c	n/c	n/c	n/c	n/c	n/c	n/c	n/c												6
Pochard	n/c	n/c	n/c	n/c					n/c	n/c	5			n/c	n/c		n/c	n/c	n/c	n/c	n/c	n/c	n/c	n/c	n/c												5
Tufted Duck	n/c	n/c	n/c	n/c					n/c	n/c		3		n/c	n/c		n/c	n/c	n/c	n/c	n/c	n/c	n/c	n/c	n/c												4
Scaup	n/c	n/c	n/c	n/c					n/c	n/c				n/c	n/c		n/c	n/c	n/c	n/c	n/c	n/c	n/c	n/c	n/c												
Eider	n/c	n/c	n/c	n/c					n/c	n/c				n/c	n/c		n/c	n/c	n/c	n/c	n/c	n/c	n/c	n/c	n/c												
Long-tailed Duck	n/c	n/c	n/c	n/c					n/c	n/c				n/c	n/c		n/c	n/c	n/c	n/c	n/c	n/c	n/c	n/c	n/c												6
Common Scoter	n/c	n/c	n/c	n/c					n/c	n/c				n/c	n/c		n/c	n/c	n/c	n/c	n/c	n/c	n/c	n/c	n/c												
Velvet Scoter	n/c	n/c	n/c	n/c					n/c	n/c				n/c	n/c		n/c	n/c	n/c	n/c	n/c	n/c	n/c	n/c	n/c												
Goldeneye	n/c	n/c	n/c	n/c					n/c	n/c				n/c	n/c		n/c	n/c	n/c	n/c	n/c	n/c	n/c	n/c	n/c												
Smew	n/c	n/c	n/c	n/c					n/c	n/c				n/c	n/c		n/c	n/c	n/c	n/c	n/c	n/c	n/c	n/c	n/c												
Red-breasted Merganser	n/c	n/c	n/c	n/c					n/c	n/c				n/c	n/c		n/c	n/c	n/c	n/c	n/c	n/c	n/c	n/c	n/c												
Goosander	n/c	n/c	n/c	n/c					n/c	n/c				n/c	n/c		n/c	n/c	n/c	n/c	n/c	n/c	n/c	n/c	n/c												
Ruddy Duck	n/c	n/c	n/c	n/c					n/c	n/c				n/c	n/c		n/c	n/c	n/c	n/c	n/c	n/c	n/c	n/c	n/c		2										2
Test Wildfowl	46	46	46	46	103	1207	42	n/c	n/c	20	196	26		1	n/c	63	n/c	559	n/c	19	n/c	n/c	n/c	n/c	336	1550	5	9	28	11	751	749	1316	259	7450		

September High	ISA	ISB1	ISB2	ISB3	ISC	ISD	ISE1	ISE2	ISF1	ISF2	ISF3	ISG	ISH	ISI	ISJ	ISJJ	ISK	MSA	MSB	MSC	MSD	MSE1	MSE2	MSF	NA	NB	NC	ND	NE	NF	NG	NH	NJ	NK	Total							
Moothen	n/c	n/c	n/c	n/c				n/c	n/c						16	n/c	n/c	n/c	n/c	n/c	n/c	n/c	n/c	n/c	1										17							
Coot	n/c	n/c	n/c	n/c				n/c	n/c						20	n/c	n/c	n/c	n/c	n/c	n/c	n/c	n/c	n/c	11	20										51						
Oystercatcher	n/c	n/c	n/c	n/c		2		n/c	n/c						1	n/c	n/c	n/c	37	n/c	242	n/c	n/c	n/c	n/c			3			2	270	10	3000	3567							
Avocet	n/c	n/c	n/c	n/c		45		n/c	n/c							n/c	n/c	n/c				n/c	n/c	n/c											45							
Little Ringed Plover	n/c	n/c	n/c	n/c				n/c	n/c							n/c	n/c	n/c				n/c	n/c	n/c																		
Ringed Plover	n/c	n/c	n/c	n/c				n/c	n/c		3					5	n/c	n/c	42	n/c	370	n/c	n/c	n/c	12	15		21			52	3			136	659						
Golden Plover	n/c	n/c	n/c	n/c	193			n/c	n/c			112				n/c	n/c	9	n/c	120	n/c	n/c	n/c	265	32										1000	4037						
Grey Plover	n/c	n/c	n/c	n/c		3		n/c	n/c							n/c	n/c	n/c		150	n/c	n/c	n/c	n/c				7								305	3025					
Lapwing	n/c	n/c	n/c	n/c		130		n/c	n/c	19		21				80	n/c	n/c		n/c		n/c	n/c	n/c	106	10	30								2	807						
Knot	n/c	n/c	n/c	n/c				n/c	n/c							1	n/c	n/c		n/c	570	n/c	n/c	n/c												3000	2020	7971				
Sanderling	n/c	n/c	n/c	n/c				n/c	n/c							n/c	n/c	n/c		110	n/c	n/c	n/c	n/c												41	151					
Little Stint	n/c	n/c	n/c	n/c				n/c	n/c							1	n/c	n/c		n/c		n/c	n/c	n/c	21											10	47					
Curlew Sandpiper	n/c	n/c	n/c	n/c				n/c	n/c							2	n/c	n/c		n/c		n/c	n/c	n/c	14	4										19	90					
Dunlin	n/c	n/c	n/c	n/c				n/c	n/c	12	1					n/c	n/c	680	n/c	1000	n/c	n/c	n/c	n/c	145	185	5	4	46							1412	260	10000	4730	18538		
Purple Sandpiper	n/c	n/c	n/c	n/c				n/c	n/c							n/c	n/c		n/c		n/c	n/c	n/c	n/c																		
Ruff	n/c	n/c	n/c	n/c				n/c	n/c							5	n/c	1	n/c			n/c	n/c	n/c	57												8	23	1	95		
Jack Snipe	n/c	n/c	n/c	n/c				n/c	n/c					2		n/c	n/c	1	n/c			n/c	n/c	n/c	23													1	1			
Common Snipe	n/c	n/c	n/c	n/c				n/c	n/c							n/c	n/c	1	n/c			n/c	n/c	n/c														3	30			
Woodcock	n/c	n/c	n/c	n/c				n/c	n/c							n/c	n/c		n/c			n/c	n/c	n/c																		
Black-tailed Godwit	n/c	n/c	n/c	n/c		90		n/c	n/c	6	3	4				546	n/c	1	n/c	3	n/c	n/c	n/c	n/c	14													5	672			
Bar-tailed Godwit	n/c	n/c	n/c	n/c		30		n/c	n/c	1	1					10	n/c	3	n/c	420	n/c	n/c	n/c	n/c														12	4	27	508	
Whimbrel	n/c	n/c	n/c	n/c				n/c	n/c			1				n/c	n/c		n/c	1	n/c	n/c	n/c	n/c															1	5		
Curlew	n/c	n/c	n/c	n/c		10	500	n/c	n/c	22		9	212	23	n/c	2	n/c	428	n/c	38	n/c	n/c	n/c	17	29													482	340	300	53	2466
Spotted Redshank	n/c	n/c	n/c	n/c				n/c	n/c							1	n/c		n/c		n/c	n/c	n/c	n/c	8														4	13		
Redshank	n/c	n/c	n/c	n/c				n/c	n/c	13						442	n/c	515	n/c	145	n/c	n/c	n/c	n/c	140	154	20	9	38									721	342	5490	8056	
Greenshank	n/c	n/c	n/c	n/c		12		n/c	n/c	3						4	n/c		n/c		n/c	n/c	n/c	18															3	8	48	
Green Sandpiper	n/c	n/c	n/c	n/c				n/c	n/c							n/c	n/c		n/c		n/c	n/c	n/c	6															1	3	10	
Wood Sandpiper	n/c	n/c	n/c	n/c				n/c	n/c							n/c	n/c		n/c		n/c	n/c	n/c	n/c																		
Common Sandpiper	n/c	n/c	n/c	n/c				n/c	n/c			2				1	n/c		n/c		n/c	n/c	n/c	2																		
Turnstone	n/c	n/c	n/c	n/c				n/c	n/c	46	2	2				3	n/c	39	n/c	21	n/c	n/c	n/c	n/c	2	2													11	11	85	225
Total waders	n/c	n/c	n/c	n/c	203	812		n/c	n/c	56	60	115	230	395	1196	n/c	1755	n/c	3190	n/c	n/c	n/c	n/c	n/c	848	443	75	13	127	11	4334	3565	17315	17350	51144							
Total wildfowl & waders					306	2019	42			86	256	1177	230	396	1259		2315		3209						1184	1993	80	22	155	22	5085	2314	18832	17609	58591							

### Humber Estuary WeBS Core Count October 1998

	ISA	ISB1	ISB2	ISB3	ISC	ISD	ISE1	ISE2	ISF1	ISF2	ISF3	ISG	ISH	ISI	ISJ	ISJ1	ISK	MSA	MSB	MSC	MSD	MSE1	MSE2	MSF	NA	NB	NC	ND	NE	NF	NG	NH	NJ	NK	Total					
October High																																								
Red-throated Diver									n/c													n/c	n/c	n/c	n/c	n/c	n/c	n/c	n/c	n/c	n/c	n/c	n/c	n/c	n/c	n/c	n/c	n/c		
Great Northern Diver									n/c													n/c	n/c	n/c	n/c	n/c	n/c	n/c	n/c	n/c	n/c	n/c	n/c	n/c	n/c	n/c	n/c	n/c		
Little Grebe									n/c											4		n/c	n/c	n/c	n/c	n/c	n/c	n/c	n/c	n/c	n/c	n/c	n/c	n/c	n/c	n/c	n/c	9		
Great Crested Grebe									n/c													n/c	n/c	n/c	n/c	n/c	n/c	n/c	n/c	n/c	n/c	n/c	n/c	n/c	n/c	n/c	n/c	n/c		
Slavonian Grebe									n/c													n/c	n/c	n/c	n/c	n/c	n/c	n/c	n/c	n/c	n/c	n/c	n/c	n/c	n/c	n/c	n/c	n/c		
Black-necked Grebe									n/c													n/c	n/c	n/c	n/c	n/c	n/c	n/c	n/c	n/c	n/c	n/c	n/c	n/c	n/c	n/c	n/c	n/c		
Comorant						7		1	n/c	12	2	1	2	2	1	2	2	8			1	n/c	n/c	n/c	n/c	n/c	n/c	n/c	n/c	n/c	n/c	n/c	n/c	n/c	n/c	n/c	n/c	57		
Grey Heron						8		1	n/c		1		2	2		1		1			3	n/c	n/c	n/c	n/c	n/c	n/c	n/c	n/c	n/c	n/c	n/c	n/c	n/c	n/c	n/c	n/c	25		
Mute Swan									n/c	5	162	45										n/c	n/c	n/c	n/c	n/c	n/c	n/c	n/c	n/c	n/c	n/c	n/c	n/c	n/c	n/c	n/c	219		
Bewick's Swan									n/c													n/c	n/c	n/c	n/c	n/c	n/c	n/c	n/c	n/c	n/c	n/c	n/c	n/c	n/c	n/c	n/c	1		
Whooper Swan									n/c		1											n/c	n/c	n/c	n/c	n/c	n/c	n/c	n/c	n/c	n/c	n/c	n/c	n/c	n/c	n/c	n/c	n/c		
Bean Goose									n/c													n/c	n/c	n/c	n/c	n/c	n/c	n/c	n/c	n/c	n/c	n/c	n/c	n/c	n/c	n/c	n/c	n/c		
Pink-footed Goose						497			n/c							31						n/c	n/c	n/c	n/c	n/c	n/c	n/c	n/c	n/c	n/c	n/c	n/c	n/c	n/c	n/c	n/c	528		
White-fronted Goose						5			n/c													n/c	n/c	n/c	n/c	n/c	n/c	n/c	n/c	n/c	n/c	n/c	n/c	n/c	n/c	n/c	n/c	5		
Greylag Goose	400					11			n/c													n/c	n/c	n/c	n/c	n/c	n/c	n/c	n/c	n/c	n/c	n/c	n/c	n/c	n/c	n/c	n/c	419		
Canada Goose						414			n/c													n/c	n/c	n/c	n/c	n/c	n/c	n/c	n/c	n/c	n/c	n/c	n/c	n/c	n/c	n/c	n/c	538		
Barnacle Goose									n/c													n/c	n/c	n/c	n/c	n/c	n/c	n/c	n/c	n/c	n/c	n/c	n/c	n/c	n/c	n/c	n/c	n/c	n/c	
Dark-bellied Brent Goose									n/c												12	n/c	n/c	n/c	n/c	n/c	n/c	n/c	n/c	n/c	n/c	n/c	n/c	n/c	n/c	n/c	n/c	n/c	n/c	
Paie-bellied Brent Goose									n/c													n/c	n/c	n/c	n/c	n/c	n/c	n/c	n/c	n/c	n/c	n/c	n/c	n/c	n/c	n/c	n/c	n/c	n/c	
Shelduck									n/c						1	1		360			5	n/c	n/c	n/c	n/c	n/c	n/c	n/c	n/c	n/c	n/c	n/c	n/c	n/c	n/c	n/c	n/c	n/c	6	
Eurasian Wigeon	21					30	200	320	n/c											8	n/c	n/c	n/c	n/c	n/c	n/c	n/c	n/c	n/c	n/c	n/c	n/c	n/c	n/c	n/c	n/c	n/c	n/c	18	
Gadwall								500	n/c													n/c	n/c	n/c	n/c	n/c	n/c	n/c	n/c	n/c	n/c	n/c	n/c	n/c	n/c	n/c	n/c	n/c	420	
Teal	32								n/c													n/c	n/c	n/c	n/c	n/c	n/c	n/c	n/c	n/c	n/c	n/c	n/c	n/c	n/c	n/c	n/c	n/c	320	
Mallard						10	64	100	n/c	22	38	5			2	28	29				n/c	n/c	n/c	n/c	n/c	n/c	n/c	n/c	n/c	n/c	n/c	n/c	n/c	n/c	n/c	n/c	n/c	n/c	91	
Pintail								10	n/c													n/c	n/c	n/c	n/c	n/c	n/c	n/c	n/c	n/c	n/c	n/c	n/c	n/c	n/c	n/c	n/c	n/c	250	
Shoveler								2	n/c				4			10						n/c	n/c	n/c	n/c	n/c	n/c	n/c	n/c	n/c	n/c	n/c	n/c	n/c	n/c	n/c	n/c	n/c	4	
Red-crested Pochard									n/c													n/c	n/c	n/c	n/c	n/c	n/c	n/c	n/c	n/c	n/c	n/c	n/c	n/c	n/c	n/c	n/c	n/c	6	
Pochard									n/c													n/c	n/c	n/c	n/c	n/c	n/c	n/c	n/c	n/c	n/c	n/c	n/c	n/c	n/c	n/c	n/c	n/c	n/c	6
Tufted Duck									n/c		2											n/c	n/c	n/c	n/c	n/c	n/c	n/c	n/c	n/c	n/c	n/c	n/c	n/c	n/c	n/c	n/c	n/c	n/c	4
Scaup									n/c													n/c	n/c	n/c	n/c	n/c	n/c	n/c	n/c	n/c	n/c	n/c	n/c	n/c	n/c	n/c	n/c	n/c	n/c	4
Elder									n/c													n/c	n/c	n/c	n/c	n/c	n/c	n/c	n/c	n/c	n/c	n/c	n/c	n/c	n/c	n/c	n/c	n/c	n/c	6
Long-tailed Duck									n/c													n/c	n/c	n/c	n/c	n/c	n/c	n/c	n/c	n/c	n/c	n/c	n/c	n/c	n/c	n/c	n/c	n/c	n/c	6
Common Scoter									n/c													n/c	n/c	n/c	n/c	n/c	n/c	n/c	n/c	n/c	n/c	n/c	n/c	n/c	n/c	n/c	n/c	n/c	n/c	6
Velvet Scoter									n/c													n/c	n/c	n/c	n/c	n/c	n/c	n/c	n/c	n/c	n/c	n/c	n/c	n/c	n/c	n/c	n/c	n/c	n/c	6
Goldeneye									n/c													n/c	n/c	n/c	n/c	n/c	n/c	n/c	n/c	n/c	n/c	n/c	n/c	n/c	n/c	n/c	n/c	n/c	n/c	6
Smew									n/c													n/c	n/c	n/c	n/c	n/c	n/c	n/c	n/c	n/c	n/c	n/c	n/c	n/c	n/c	n/c	n/c	n/c	n/c	6
Red-breasted Merganser									n/c													n/c	n/c	n/c	n/c	n/c	n/c	n/c	n/c	n/c	n/c	n/c	n/c	n/c	n/c	n/c	n/c	n/c	n/c	6
Goosander									n/c													n/c	n/c	n/c	n/c	n/c	n/c	n/c	n/c	n/c	n/c	n/c	n/c	n/c	n/c	n/c	n/c	n/c	n/c	6
Ruddy Duck									n/c													n/c	n/c	n/c	n/c	n/c	n/c	n/c	n/c	n/c	n/c	n/c	n/c	n/c	n/c	n/c	n/c	n/c	n/c	6
Total w/wildfowl	453					1504	264	2648	n/c	39	206	51	6	7	2	70	2	398		33	n/c	n/c	n/c	n/c	n/c	n/c	n/c	n/c	n/c	n/c	n/c	n/c	n/c	n/c	n/c	n/c	n/c	n/c	8	
																																								13
																																								106
																																								1047
																																								130
																																								163
																																								939
																																								10516

	ISA	ISB1	ISB2	ISB3	ISC	ISD	ISE1	ISE2	ISF1	ISF2	ISF3	ISG	ISH	ISI	ISJ	ISK	MSA	MSB	MSC	MSD	MSE1	MSE2	MSF	NA	NB	NC	ND	NE	NF	NG	NH	NJ	NK	Total				
October High																																						
Moorhen									n/c						1					n/c	n/c	n/c	n/c	2	n/c	3											7	
Coot									n/c						17					n/c	n/c	n/c	n/c	18	n/c												35	
Oystercatcher						4			n/c	4							60		300	n/c	n/c	n/c	n/c		n/c			1	15	578	200	1270				2432		
Avocet						19			n/c											n/c	n/c	n/c	n/c		n/c												19	
Little Ringed Plover									n/c											n/c	n/c	n/c	n/c		n/c													
Ringed Plover						30			n/c					35			92		240	n/c	n/c	n/c	n/c	17	n/c		19			17						42	492	
Golden Plover	400				925	1000			n/c		616		35			40		142	n/c	n/c	n/c	n/c	2055	528	n/c	250	4500	1	80	142						10714		
Grey Plover	3				15	14			n/c		2				4	4		17	n/c	n/c	n/c	n/c	1		n/c											203	1149	
Lapwing	554				385	350			n/c	3	1	181	17	16	290	140		5	n/c	n/c	n/c	n/c	325	261	n/c											36	3220	
Knot						2			n/c						3	155		9000	n/c	n/c	n/c	n/c			n/c												29865	
Sanderling									n/c									154	n/c	n/c	n/c	n/c			n/c												205	
Little Stint									n/c											n/c	n/c	n/c			n/c												1	
Curlew Sandpiper						1			n/c											n/c	n/c	n/c			n/c												5	
Dunlin	15				2294				n/c	3	128	3	2	45	578	160	2	1480		3000	n/c	n/c	n/c	325	467	n/c	550	2300	428	15000	5525						32310	
Purple Sandpiper									n/c											n/c	n/c	n/c			n/c													
Ruff	56					9			n/c											n/c	n/c	n/c			n/c													
Jack Snipe									n/c											n/c	n/c	n/c			n/c												176	
Common Snipe	1								n/c											n/c	n/c	n/c			n/c												3	
Woodcock									n/c											n/c	n/c	n/c	8		n/c												11	
Black-tailed Godwit									n/c											n/c	n/c	n/c			n/c													
Bar-tailed Godwit					1	25			n/c	2					594	590				n/c	n/c	n/c	6		n/c												1	1223
Whimbrel						24			n/c						1	2	5		680	n/c	n/c	n/c			n/c		28	12	6	1	688						1447	
Curlew	41	14			25	43	423		n/c	1		39	77	3	3	4	580		67	n/c	n/c	n/c	5	61	n/c		1	20	290	381	500	295					2876	
Spotted Redshank									n/c											n/c	n/c	n/c			n/c													
Redshank						257			n/c											n/c	n/c	n/c	7		n/c													
Greenshank									n/c											n/c	n/c	n/c			n/c													
Green Sandpiper									n/c											n/c	n/c	n/c			n/c													
Wood Sandpiper									n/c											n/c	n/c	n/c			n/c													
Common Sandpiper									n/c											n/c	n/c	n/c			n/c													
Turnstone									n/c											n/c	n/c	n/c			n/c													
Total waders	1070	14		25	1369	4433		35	n/c	22	135	873	308	132	652	1125	8	3659	10	33806	n/c	n/c	2968	1443	n/c	3	1	1022	10128	2133	31022	16645	92861					
Total wildfowl & waders	1523	14		1529	1633	7101		36		61	341	924	114	139	654	1195	10	4057	10	13839			4058	2779		11	14	1128	11175	2263	31185	17584						103377

Humber Estuary WeBS Core Count November 1998

	ISA	ISB1	ISB2	ISB3	ISC	ISD	ISE1	ISE2	ISF1	ISF2	ISF3	ISG	ISH	ISI	ISJ	ISK	MSA	MSB	MSC	MSD	MSE1	MSE2	MSF	NA	NB	NC	ND	NE	NF	NG	NH	NJ	NK	Total				
November High																																						
Red-throated Diver																							n/c															
Great Northern Diver																							n/c															
Little Grebe																			2	9			n/c	3	1						1					2	18	
Great Crested Grebe																							n/c	1													1	
Slavonian Grebe																							n/c															
Black-necked Grebe																							n/c															
Common Murre	1			1					10	1	1	1	1	1	1	1	16		3	2	1		n/c	8	4			2	7						2	61		
Grey Heron						4			1	2	4	1	1	1	2			1			2		n/c	2												20		
Mute Swan									14	135	107												n/c		3											3	267	
Bewick's Swan																							n/c															
Whooper Swan									1	13													n/c														14	
Bean Goose																							n/c															
Pink-footed Goose					13																		n/c															25
White-fronted Goose																							n/c															
Greylag Goose	56			1		6																	n/c	67	5												135	
Canada Goose						4																	n/c	55													59	
Barnacle Goose																							n/c															
Dark-bellied Brent Goose																			10	180	70	150		n/c														437
Pale-bellied Brent Goose																							n/c															
Shelduck	6		69	101	100												184		90	280	108	40	n/c	63	301		6	25	360	40	47	210	210	2030				
Eurasian Wigeon	10		122		200										12						24		n/c	532	1200				68	20				21	2209			
Gadwall																							n/c	7													7	
Teal				5	400				8	10	7								6				n/c	85	97		8		10					2		638		
Mallard	6	2	9	83	120				7	10	55	158		2	2	48	1	25	52	5			n/c	76	128	36	15	17	13	113	231	200	30	1444				
Pintail											1												n/c														1	
Shoveler						12																	n/c	22	2												36	
Red-crested Pochard																							n/c															
Pochard									7														n/c	2														9
Tufted Duck																							n/c	4														25
Scup											2												n/c															2
Eider																							n/c															1
Long-tailed Duck																							n/c															
Common Scoter											4												n/c															4
Velvet Scoter																							n/c															
Goldeneye											1	71	2	1		8							n/c	2													85	
Snew																							n/c															
Red-breasted Merganser																				1			n/c															3
Goosander						3																	n/c															6
Ruddy Duck												2											n/c		1													3
Total w/allow	79	2	202	202	849		7	51	217	371	6	6	6	3	71	10	225	164	472	210	190	n/c	928	1743	44	15	25	45	564	292	273	274			7540			

November High	ISA	ISB1	ISB2	ISB3	ISC	ISD	ISE1	ISE2	ISF1	ISF2	ISF3	ISG	ISH	ISI	ISJ	ISJJ	ISK	MSA	MSB	MSC	MSD	MSE1	MSE2	MSF	NA	NB	NC	ND	NE	NF	NG	NH	NJ	NK	Total	
Moonhen										1	60					3								n/c	1							40			105	
Coot										1						18								n/c	15										33	
Oystercatcher						1				1								102		230	90	66	100	n/c			7			4	70	20	1510	2201		
Avocet																								n/c												
Little Ringed Plover																								n/c												
Ringed Plover											3				35		3	61	76	15				n/c	2	7					6			12	260	
Golden Plover						1700			36	28	900	1300					970	220	15	240	600		n/c	511	110				5400	1400			1768	16458		
Grey Plover											2						28	40	30	36				n/c					160				1	184	481	
Lapwing	20			6	45	642			16	17	22	300	230	189		81	220	70	10	14	250	n/c	920	57	195		80	436				125	3952			
Knot											1	42			1		56	6000	400		2000		n/c					250					1270	10020		
Sanderling																		6	20				n/c				1							44	71	
Little Stint																							n/c													
Curlew Sandpiper																							n/c													
Dunlin	30			20		1000			3	6	85	308	49	35	632	739	315	1730		3000	30	220	500	n/c	112	62	212		1100	324	150	1950	12644			
Purple Sandpiper												1												n/c											1	
Ruff																								n/c												
Jack Snipe																								n/c												
Common Snipe	1																							n/c												
Woodcock																					1				n/c	6				2					1	19
Black-tailed Godwit																								n/c												
Bar-tailed Godwit						2					1	i		1	830	1	769							n/c	2										1607	
Whimbrel						36											9			570	2	26	100	n/c							6			2	752	
Curlew	9				92	10	20											386		26	4	46		n/c	8	27	22		4	30	190	218	71	110	1312	
Spotted Redshank																								n/c												
Redshank	10	2							28	2	102	30	61	15	125	79	70	492		220	30	88	200	n/c	46	84	67	6	19	70	450	120	110	1420	3946	
Greenshank																								n/c												
Green Sandpiper																								n/c												
Wood Sandpiper																								n/c												
Common Sandpiper																								n/c												
Turnstone																								n/c												
Total waders	70	2		26	337	3351	20		83	57	233	1808	1561	249	799	1753	396	4867	15	10467	653	736	3750	n/c	2358	759	520	6	53	126	7640	2618	352	8445	54189	
Total wildfowl & waders	149	4		228	339	4240	20		90	108	450	2179	1667	255	802	1824	406	5092	15	10631	1125	946	3940	n/c	3286	2502	664	21	108	171	8213	2910	625	8719	61729	



# Humber Estuary WeBS Core Count December 1998

Species	ISA	ISB1	ISB2	ISB3	ISC	ISD	ISE1	ISE2	ISF1	ISF2	ISF3	ISG	ISH	ISI	ISJ	ISK	MSA	MSB	MSC	MSD	MSE1	MSE2	MSF	North A	NB	NC	ND	NE	NF	NG	NH	NJ	NK	Total			
December High																																					
Red-throated Diver																								n/c					n/c								
Great Northern Diver																							n/c						n/c								
Little Grebe											2				1				3	8	2		n/c					n/c							16		
Great Crested Grebe																							n/c					n/c									
Slavonian Grebe																							n/c					n/c									
Black-necked Grebe																							n/c					n/c									
Comorant			1			16			2	17	1	1					8			33	17	2	n/c	11	6	1		n/c	9						125		
Grey Heron						2	1			1	3	1	1	1	2	3							n/c	3				n/c							19		
Mute Swan									36	167	96	2			3								n/c		7			n/c							314		
Bewick's Swan																							n/c					n/c									
Whooper Swan											3	13											n/c					n/c								16	
Bean Goose																							n/c					n/c									
Pink-footed Goose												1											n/c	15				n/c								16	
White-fronted Goose																							n/c	1				n/c								1	
Greylag Goose	17					2																	n/c	9	14	34		n/c								76	
Canada Goose	52					5	74		1														n/c	42	2			n/c								176	
Barnacle Goose																							n/c					n/c									
Dark-bellied Brent Goose																							n/c					n/c									
Pale-bellied Brent Goose																							n/c					n/c									
Shelduck	4			24	173	245	2				2					34	445		83	1	123	80	n/c	48	206	3		n/c	41	n/c	89	45	13	260	560		
Eurasian Wigeon	3			1140		250					7											n/c	287	1036				n/c							6	2735	
Gadwall										10													n/c	3	2			n/c								15	
Teal						50	200			17	14	1			81								n/c	48	85	70		n/c	271	n/c					9	846	
Mallard	16	4		36	78	110			36	18	360			4	37	14	56				4	n/c	36	40	75	46	n/c	38	n/c	90				26	1124		
Pintail											1												n/c					n/c								1	
Shoveler										10													n/c	10				n/c									20
Red-crested Pochard																							n/c					n/c									
Pochard									85		225				7								n/c		6			n/c									323
Tufted Duck									96	5	237				10								n/c	3	8			n/c									359
Scaup											12												n/c					n/c									12
Eider																							n/c					n/c									1
Long-tailed Duck																							n/c					n/c									
Common Scoter											1												n/c					n/c									1
Velvet Scoter																							n/c					n/c									
Goldeneye			1																				n/c	3	1			n/c									
Smew											3	3			1								n/c					n/c									7
Red-breasted Merganser																							n/c					n/c									
Goosander																							n/c					n/c									1
Ruddy Duck																							n/c					n/c									
Total Wiltfowl	92	4		1202	301	830	77	2	309	198	1539	4	5	1	142	48	512	319	74	339	227	n/c	516	1402	197	46	n/c	359	n/c	199	55	323		9222			

December High	ISA	ISB1	ISB2	ISB3	ISC	ISD	ISE1	ISE2	ISF1	ISF2	ISF3	ISG	ISH	ISI	ISJ	ISK	MSA	MSB	MSC	MSD	MSE1	MSE2	MSF	North A	NB	NC	ND	NE	NF	NG	NH	NJ	NK	Total	
Moorhen															1								n/c		1			n/c		30				32	
Coot															13								n/c		14			n/c						27	
Oystercatcher						1								8			79	2	227	65	22	240	n/c		1			n/c		110	50	417	1221		
Avocet																							n/c					n/c						1	
Little Ringed Plover																							n/c					n/c							
Ringed Plover						40								4		5	74		8	18			n/c				n/c						1	150	
Golden Plover											290	2530					1570				3500		n/c		2700	1500	n/c		185	7330	2000		24461		
Grey Plover	1															19	26	42	6	30			n/c				n/c				100	76	300		
Lapwing	230					500	140	260		400	2000	2070	751	9	268	2250	520	520	2083			n/c		1250	2040	355	n/c		2600	3000	503	21229			
Knot																12	1390	5	400			n/c					n/c			40	5000	3000	9847		
Sanderling																	1	32	1	6			n/c				n/c							46	
Little Stint																							n/c				n/c								
Curllew Sandpiper																							n/c				n/c								
Dunlin						81	2100	15			186	31	95	28	67	392	1620	1030	53			220	n/c	32	692	551	n/c	1755	n/c	350	25000	830	35128		
Purple Sandpiper																							n/c				n/c								
Ruff																							n/c				n/c								2
Jack Snipe																							n/c				n/c								
Common Snipe																							n/c				n/c								
Woodcock																							n/c				n/c								4
Black-tailed Godwit																							n/c				n/c								
Bar-tailed Godwit															2		6						n/c		1			n/c							793
Whimbrel																							n/c		6			n/c		2	n/c	6	30	227	466
Curllew	47	1				78	45	31	48		3	109	1	8	3	12	118	44	1	24	4		n/c				n/c								
Spotted Redshank																							n/c					n/c							
Redshank	4	2				29	38	164		9	3	2	12	22	56	174	480	105	78	47	350	n/c	52	90	63	2	n/c	152	n/c	90	2000	320	4370		
Greenshank																							n/c					n/c							
Green Sandpiper																							n/c					n/c							
Wood Sandpiper																							n/c					n/c							
Common Sandpiper																							n/c					n/c							
Turnstone																1	52	12	28	51		31	n/c					n/c					10	431	
Total waders	282	3				2	688	2364	470	48	9	450	14	873	77	408	595	7060	15	3512	319	3682	1361	1603	5570	2509	2	n/c	2112	n/c	10840	37240	5716	99901	
Total wildfowl & waders	374	7	0	1204	989	3194	547	48	11	759	212	6864	4756	878	78	550	643	7572	15	3831	393	5921	1588		2119	6972	2706	48	2471	n/c	11039	37295	6039	109123	

Humber Estuary WeBS Core Count January 1999

	ISA	ISB1	ISB2	ISB3	ISC	ISD	ISE1	ISE2	ISF1	ISF2	ISF3	ISG	ISH	ISI	ISJ	ISJ1	ISK	MSA	MSB	MSC	MSD	MSE1	MSE2	MSF	NA	NB	NC	ND	NE	NF	NG	NH	NJ	NK	Total			
January High																																						
Red-throated Diver																									n/c													
Great Northern Diver																								n/c														
Little Grebe									1		4	2									7	2		n/c	2												18	
Great Crested Grebe										2														n/c													2	
Slavonian Grebe																								n/c													2	
Black-necked Grebe																								n/c														
Common Murre	1					14	1	1	7	1	5	3						4			13	2		n/c	15	2	2										71	
Grey Heron	2					5	1	1							1			2		1				n/c									3				18	
Mute Swan						2		7	15	168	46	1	5		2								n/c	2								2					253	
Bewick's Swan																								n/c													2	
Whooper Swan										13														n/c													13	
Bean Goose																								n/c														
Pink-footed Goose						1	600																	n/c													601	
White-fronted Goose																								n/c														
Greylag Goose						1		19																n/c	31	22											332	
Canada Goose						18	115		1															n/c	2												182	
Barnacle Goose																								n/c													1	
Dark-bellied Brent Goose																					128			n/c													1	
Pale-bellied Brent Goose																								n/c													871	
Shelduck						4	58	373	27	1		12	23	32	5	6	12	58	522		37	25		n/c	15	427	8									3047		
Eurasian Wigeon						1900	1	500								23								n/c	265	1290										4210		
Gadwall																								n/c	10												76	
Teal						78	350		2	16														n/c	46	175	49										1046	
Mallard	5					45	150		2	27	49	37	59	36	7	10	45	32	74		4		n/c	32	230	48	43									2100		
Pintail						1																		n/c	8												1	
Shoveler						4										18								n/c													43	
Red-crested Pochard																								n/c														
Pochard																								n/c	12													129
Tufted Duck																								n/c	2	3	2											173
Scaup																								n/c														4
Elder																								n/c														10
Long-tailed Duck																								n/c														
Common Scoter																								n/c														
Velvet Scoter																								n/c														
Goldeneye																								n/c	2	4												442
Smew																								n/c														1
Red-breasted Merganser																								n/c														
Goosander																								n/c														
Ruddy Duck																								n/c														
Total w/withbw	8					2157	183	2018	143	6	137	265	273	588	147	64	101	90	602	170	45	190	386	n/c	409	2168	151	43	431	1032	706	810	309		13649			



Humber Estuary WeBS Core Count February 1999

	ISA	ISB1	ISB2	ISB3	ISC	ISD	ISE1	ISE2	ISF1	ISF2	ISF3	ISG	ISH	ISI	ISJ	ISK	MSA	MSB	MSC	MSD	MSE1	MSE2	MSF	NA	NB	NC	ND	NE	NF	NG	NH	NJ	NK	Total			
February High																																					
Red-throated Diver																																					
Great Northern Diver																																					
Little Grebe									12	3	1								6	1															23		
Great Crested Grebe									6	2	1																								9		
Slavonian Grebe																																			2		
Black-necked Grebe																																					
Cormorant						7			1	9	1	2	1			7	5		9	3				8											63		
Grey Heron	1								10	11	130	58	4		2								1	2											6		
Mute Swan																								7	2	2										226	
Bewick's Swan																																					
Whooper Swan											7																									7	
Bean Goose																																					
Pink-footed Goose																																					
White-fronted Goose																																					
Greylag Goose						2			3	6														175	11											197	
Canada Goose						50			17	40														30	12											249	
Barnacle Goose																																					
Dark-bellied Brent Goose																																					
Pale-bellied Brent Goose																																					
Shelduck	25	2		8	46	220	31	7	46		11	25		11	16	22	670		13	33	141	10	8	18	280	4								1952			
Eurasian Wigeon	8	32	210			285	7				59								5	58	34	65	45	225	1375									2465			
Gadwall									46	2														10												58	
Teal	5					40	4	32	8	2	2	12											57	44	6										293		
Mallard						13	51	2	51	14	89	26	14		7	15	48						26	44	40										724		
Pintail																								1												1	
Shoveler						16			13						11									10												50	
Red-crested Pochard																																					
Pochard						1		9	96	18					4								10	5												143	
Tufted Duck						6		15	37	20													3													81	
Scaup																																					
Eider																																					
Long-tailed Duck																																					
Common Scoter																																					
Velvet Scoter																																					
Goldeneye								3	1	100	3												1													2	
Smew																																					
Red-breasted Merganser																																					
Goosander																																					
Ruddy Duck										25																											
Total w/itfowl	39	34	218	59	678	144	148	273	364	233	34			11	99	44	723		18	106	190	75	53	583	1775	52								560	138	437	7322

February High	ISA	ISB1	ISB2	ISB3	ISC	ISD	ISE1	ISE2	ISF1	ISF2	ISF3	ISG	ISH	ISI	ISJ	ISJ1	ISK	MSA	MSB	MSC	MSD	MSE1	MSE2	MSF	NA	NB	NC	ND	NE	NF	NG	NH	NJ	NK	Total	
Moorhen												24				3										1		n/c	n/c						28	
Coot									58		146	17	9			28										7		n/c	n/c						265	
Oystercatcher						9	2						1	9				106		343	8	480	62	24	2	3	3	n/c	n/c		109	250	360	1765		
Avocet																												n/c	n/c						9	
Little Ringed Plover														13				54		108	2	11						n/c	n/c						225	
Ringed Plover						13												145		260		280					520	n/c	n/c	5				3404		
Golden Plover	22				579	80					7	384	900	17			16		98		52	32	3				n/c	n/c		32			233			
Grey Plover																		210		550		390				75	155	n/c	n/c	65			33	4043		
Lapwing	8				240	438			31	36	82	700	300				5		4600	168		650	146				n/c	n/c		5		92	5666			
Knot																		2		207								n/c	n/c					209		
Sanderling																												n/c	n/c							
Little Stint																												n/c	n/c							
Curlew Sandpiper																												n/c	n/c							
Dunlin	5				35	1400	28		2		183	52		56	9	200	2350			1850	16	310	980	28	35	917	20	n/c	n/c	140	72	2000	90	10778		
Purple Sandpiper																				4								n/c	n/c							
Ruff														17														n/c	n/c						21	
Jack Snipe																												n/c	n/c							
Common Snipe																									18			n/c	n/c							18
Woodcock																												n/c	n/c							
Black-tailed Godwit																	2	316										n/c	n/c						322	
Bar-tailed Godwit																	64			562	9	14	238	5	44	4		n/c	n/c				1	937		
Whimbrel																												n/c	n/c							
Curlew	41				128	40	36		3		20	48	179	107	3	22	203		21		45	19	11	24	68	25	n/c	n/c	105	563	240	129	2080			
Spotted Redshank																									3			n/c	n/c						3	
Redshank	1					20	109		17	202		23	14	1	12	204	170	648	41	41	24	137	248		28	70	15	n/c	n/c	102	182	64	456	2788		
Greenshank																												n/c	n/c							
Green Sandpiper																												n/c	n/c							
Wood Sandpiper																												n/c	n/c							
Common Sandpiper																												n/c	n/c							
Turnstone												189	1				8	24										n/c	n/c		13			26	302	
Total waders	77				982	2000	175	0	78	235	209	950	1856	318	214	247	402	4141	26	8656	230	1721	2229	347	918	1189	738	n/c	n/c	436	981	2555	1186	33096		
Total wildfowl & waders	116	34	0	218	1041	2678	319	0	226	508	573	1183	1890	318	225	346	446	4864	26	8674	336	1911	2304	400	1501	2964	790		670		1541	2693	1623	40418		

# Humber Estuary WeBS Core Count March 1999

	ISA	ISB1	ISB2	ISB3	ISC	ISD	ISE1	ISE2	ISF1	ISF2	ISF3	ISG	ISH	ISI	ISJ	ISK	MSA	MSB	MSC	MSD	MSE1	MSE2	MSF	NA	NB1	NB2	NB3	NC	ND	NE	NF	NG	NH	NJ	NK	Total			
March High																																							
Red-throated Diver																																							
Great Northern Diver																																							
Little Grebe									16	3	2									2				5	2													30	
Great Crested Grebe									6														1															7	
Slavonian Grebe																																							
Black-necked Grebe																																							
Common Murre																																							
Grey Heron		1																																					
Mute Swan																																							
Bewick's Swan																																							
Whooper Swan																																							
Bean Goose																																							
Pink-footed Goose																																							
White-fronted Goose																																							
Greylag Goose	2	2																																					
Canada Goose																																							
Barnacle Goose																																							
Dark-bellied Brent Goose																																							
Pale-bellied Brent Goose																																							
Shelduck	55	7																																					
Eurasian Wigeon	12	12																																					
Gadwall																																							
Teal																																							
Mallard	5	1																																					
Pintail																																							
Shoveler																																							
Red-crested Pochard																																							
Pochard																																							
Tufted Duck																																							
Scaup																																							
Eider																																							
Long-tailed Duck																																							
Common Scoter																																							
Velvet Scoter																																							
Goldeneye																																							
Smew																																							
Red-breasted Merganser																																							
Goosander																																							
Ruddy Duck																																							
Total Wiltfowl	74	25	191	76	593	20	23	142	294	202	96	59	13	42	23	374	37	96	79	52	29	588	85	1387	384	50	7	106	n/c	n/c	n/c	n/c	327	115	5473				





Humber Estuary WeBS Core Count April 1999

April High	ISA	ISB1	ISB2	ISB3	ISC	ISD	ISE1	ISE2	ISF1	ISF2	ISF3	ISG	ISH	ISI	ISJ	ISK	MSA	MSB	MSC	MSD	MSE1	MSE2	MSF	NA	NB1	NB2	NB3	NC	ND	NE	NF	NG	NH	NJ	NK	Total		
Red-throated Diver				n/c																n/c					fog	fog	n/c			n/c								
Great Northern Diver				n/c																n/c						fog	fog	n/c			n/c							
Little Grebe				n/c					4	4	4		4			1				n/c				8	fog	fog	fog	n/c		n/c							21	
Great Crested Grebe				n/c					2	1										n/c				3	fog	fog	fog	n/c		n/c							6	
Slavonian Grebe				n/c																n/c					fog	fog	fog	n/c		n/c								
Black-necked Grebe				n/c																n/c					fog	fog	fog	n/c		n/c							1	
Comorant				n/c					3	1										n/c				8	fog	fog	fog	n/c		n/c							1	
Grey Heron				n/c	1	1														n/c				3	fog	fog	fog	n/c		n/c							32	
Mute Swan				n/c			1	3	15	108	7	4	2	4	2	3				n/c				2	fog	fog	fog	n/c		n/c							12	
Bewick's Swan				n/c																n/c				4	fog	fog	fog	n/c		n/c							147	
Whooper Swan				n/c																n/c					fog	fog	fog	n/c		n/c								
Bean Goose				n/c																n/c					fog	fog	fog	n/c		n/c								
Pink-footed Goose				n/c	2															n/c					fog	fog	fog	n/c		n/c							2	
White-fronted Goose				n/c																n/c					fog	fog	fog	n/c		n/c								
Greylag Goose				n/c		3			8	1										n/c				28	fog	fog	fog	n/c		n/c							48	
Canada Goose				n/c	2	161		10	3			2			1					n/c			2	10	fog	fog	fog	n/c		n/c				6	2		191	
Barnacle Goose				n/c																n/c					fog	fog	fog	n/c		n/c								
Dark-bellied Brent Goose				n/c																n/c					fog	fog	fog	n/c		n/c								
Pale-bellied Brent Goose				n/c																n/c					fog	fog	fog	n/c		n/c								
Shelduck	12	20		n/c	142	148	25	19	4	4	8	16	2	16	3	117				n/c			8	77	fog	fog	fog	n/c	8	n/c	n/c	141	32	23	30	940		
Eurasian Wigeon				n/c		33							1							n/c				24	fog	fog	fog	n/c		n/c							68	
Gadwall				n/c					4		2	8				2				n/c				6	fog	fog	fog	n/c		n/c							22	
Teal		2		n/c	2	47			4			10								n/c				22	fog	fog	fog	n/c		n/c							117	
Mallard	5			n/c	8	10		7	48	31	14	7	14	6	9	5				n/c			25	fog	fog	fog	n/c	2	n/c	n/c	41	5	50	6	306			
Pintail				n/c																n/c					fog	fog	fog	n/c		n/c							3	
Shoveler				n/c		7			4	1						7				n/c				16	fog	fog	fog	n/c		n/c							1	
Red-crested Pochard				n/c																n/c					fog	fog	fog	n/c		n/c								36
Pochard				n/c					6	5	2									n/c				8	fog	fog	fog	n/c		n/c								21
Tufted Duck				n/c		6		20	52	11	8	2			17					n/c				24	fog	fog	fog	n/c		n/c							141	
Scaup				n/c																n/c					fog	fog	fog	n/c		n/c								1
Elder				n/c																n/c					fog	fog	fog	n/c		n/c								1
Long-tailed Duck				n/c																n/c					fog	fog	fog	n/c		n/c								2
Common Scoter				n/c																n/c					fog	fog	fog	n/c		n/c								1
Velvet Scoter				n/c																n/c					fog	fog	fog	n/c		n/c								
Goldeneye				n/c																n/c					fog	fog	fog	n/c		n/c								7
Sniew				n/c																n/c					fog	fog	fog	n/c		n/c								
Red-breasted Merganser				n/c																n/c					fog	fog	fog	n/c		n/c								
Goosander				n/c										1						n/c					fog	fog	fog	n/c		n/c								1
Ruddy Duck				n/c																n/c					fog	fog	fog	n/c		n/c								
Total w/tilflow	17	22		157	416	25	8	121	139	146	39	62	10	56	3	125	2		2	n/c	113	88	13	274	fog	fog	fog	n/c	10	n/c	n/c	201	58	81	56	2242		

April High	ISA	ISB1	ISB2	ISB3	ISC	ISD	ISE1	ISE2	ISF1	ISF2	ISF3	ISG	ISH	ISI	ISJ	ISK	MSA	MSB	MSC	MSD	MSE1	MSE2	MSF	NA	NB1	NB2	NB3	NC	ND	NE	NF	NG	NH	NJ	NK	Total	
Moorhen				n/c											5					n/c					fog	fog	n/c	2	n/c	n/c				1		8	
Coot				n/c							30	10	8			22				n/c				29	fog	fog	n/c	1	n/c	n/c						100	
Oystercatcher	1	1		n/c		35						1	1	2	2	2	32		83	n/c	23	30	12	8	fog	fog	n/c		n/c	n/c	93	8	2	416	752		
Avocet				n/c	1	9														n/c				64	fog	fog	n/c		n/c	n/c						74	
Little Ringed Plover				n/c																n/c				2	fog	fog	n/c		n/c	n/c						2	
Ringed Plover				n/c		3							5		1	2	29		3	n/c				43	fog	fog	n/c		n/c	n/c				6	53		
Golden Plover				n/c												97			95	n/c									n/c	n/c						235	
Grey Plover				n/c												76			1030	n/c	256	50	8		fog	fog	n/c		n/c	n/c				78	1500		
Lapwing				n/c		6														n/c	8			32	fog	fog	n/c		n/c	n/c	2					48	
Knot				n/c												39			31	n/c									n/c	n/c						70	
Sanderling				n/c															23	n/c	2								n/c	n/c						25	
Little Stint				n/c																n/c									n/c	n/c							
Curlw Sandpiper				n/c																n/c									n/c	n/c							
Dunlin				n/c		380									36	1	1700		4900	n/c	111	200		154	fog	fog	n/c		n/c	n/c	578			380	8440		
Purple Sandpiper				n/c																n/c									n/c	n/c							
Ruff				n/c											1					n/c									n/c	n/c					1	2	
Jack Snipe				n/c																n/c									n/c	n/c							
Common Snipe	1			n/c							1									n/c									n/c	n/c							
Woodcock				n/c																n/c									n/c	n/c							
Black-tailed Godwit				n/c													126			n/c									n/c	n/c				88			219
Bar-tailed Godwit				n/c													23		55	n/c			3						n/c	n/c						82	
Whimbrel				n/c																n/c									n/c	n/c							
Curlew	1			n/c		221	6		1			18	166	4	2	33	106		10	n/c	47	5	3	12	fog	fog	n/c		n/c	n/c	241	340	186	1624			
Spotted Redshank				n/c																n/c				2	fog	fog	n/c		n/c	n/c							2
Redshank	9	2		n/c		10				52	8	9		20	1	184	204	522	193	n/c	82	30	55	14	fog	fog	n/c		n/c	n/c	729	113	150	2075	4462		
Greenshank				n/c																n/c									n/c	n/c							
Green Sandpiper				n/c																n/c									n/c	n/c							
Wood Sandpiper				n/c																n/c									n/c	n/c							
Common Sandpiper				n/c																n/c									n/c	n/c							
Turnstone				n/c																n/c									n/c	n/c							
Total waders	12	3		n/c	1	664	6		1	52	83	38	180	27	4	253	242	2781	50	6489	n/c	531	315	81	378	fog	fog	n/c	1	n/c	n/c	1635	431	493	3159	17932	
Total wildfowl & waders	29	25	0		158	1080	31	8	122	191	229	77	242	37	4	309	245	2906	50	6491		644	403	94	652							1856	489	574	3215	20174	

Humber Estuary WeBS Core Count May 1999

	ISA	ISB1	ISB2	ISB3	ISC	ISD	ISE1	ISE2	ISF1	ISF2	ISF3	ISG	ISH	ISI	ISJ	ISK	MSA	MSB	MSC	MSD	MSE1	MSE2	MSF	NA	NB1	NB2	NB3	NC	ND	NE	NF	NG	NH	NJ	NK	Total			
May High																																							
Red-throated Diver															n/c	n/c					n/c								n/c	n/c									
Great Northern Diver															n/c	n/c					n/c								n/c	n/c									
Little Grebe										2	1	2			n/c	n/c					n/c			16					n/c	n/c								21	
Great Crested Grebe										2	2				n/c	n/c					n/c		1	3					n/c	n/c								8	
Slavonian Grebe															n/c	n/c					n/c								n/c	n/c									
Black-necked Grebe															n/c	n/c					n/c								n/c	n/c									
Commonant	2						2		4	2	4	4	4		n/c	n/c	3	1	1	n/c	2	4	6					n/c	n/c	1					2		37		
Grey Heron											1	3			n/c	n/c	1	1	1	n/c	1	2	1					n/c	n/c	3	3	2					18		
Mute Swan								1	10	9	155	14	2		n/c	n/c		1	1	n/c			2					n/c	n/c									195	
Bewick's Swan															n/c	n/c					n/c								n/c	n/c									
Whooper Swan															n/c	n/c					n/c								n/c	n/c									
Bean Goose															n/c	n/c					n/c								n/c	n/c									
Pink-footed Goose															n/c	n/c					n/c								n/c	n/c									
White-fronted Goose															n/c	n/c					n/c								n/c	n/c								1	
Grey/lag Goose	2			8			22		4	3			1		n/c	n/c				n/c								n/c	n/c										
Canada Goose				25			136			26	11				n/c	n/c				n/c								n/c	n/c									161	
Barnacle Goose															n/c	n/c				n/c								n/c	n/c									253	
Dark-bellied Brent Goose															n/c	n/c				n/c								n/c	n/c									1	
Pale-bellied Brent Goose															n/c	n/c				n/c								n/c	n/c									133	
Shelduck	18	12		21	68	201	20	5	11	9	1	6	12	4	n/c	n/c	12	2	2	n/c	14	5	4	112	14	188	196	n/c	2	n/c	n/c	147	8	8	22		1122		
Eurasian Wigeon															n/c	n/c				n/c				1				n/c	n/c									1	
Gadwall													2		n/c	n/c				n/c				16				n/c	n/c									21	
Teal							2								n/c	n/c				n/c				1				n/c	n/c									3	
Mallard	4	1				16		3	54	41	21	6	18	3	n/c	n/c	7			n/c	6	2	5	24	2	2	2	n/c	3	n/c	n/c	40	1	20		281			
Pintail															n/c	n/c				n/c				1				n/c	n/c									1	
Shoveler							1						1		n/c	n/c				n/c				18				n/c	n/c									22	
Red-crested Pochard															n/c	n/c				n/c								n/c	n/c										
Pochard								2	6	5	8	5			n/c	n/c				n/c								n/c	n/c										34
Tufted Duck							4		14	24	1	1	2		n/c	n/c				n/c				8				n/c	n/c									60	
Scaup															n/c	n/c				n/c				12				n/c	n/c										
Eider															n/c	n/c				n/c								n/c	n/c										
Long-tailed Duck															n/c	n/c				n/c								n/c	n/c										
Common Scoter															n/c	n/c				n/c								n/c	n/c										
Velvet Scoter															n/c	n/c				n/c								n/c	n/c										
Goldeneye															n/c	n/c				n/c								n/c	n/c										
Smew															n/c	n/c				n/c								n/c	n/c										
Red-breasted Merganser															n/c	n/c				n/c								n/c	n/c										
Goosander															n/c	n/c				n/c								n/c	n/c										
Ruddy Duck															n/c	n/c				n/c								n/c	n/c										
Total Wildfowl	27	13	54	68	364	20	15	135	111	190	40	46	8	8	n/c	n/c	23	5	n/c	23	45	110	271	28	313	196	n/c	5	n/c	n/c	191	14	30	25		2390			

May High	ISA	ISB1	ISB2	ISB3	ISC	ISD	ISE1	ISE2	ISF1	ISF2	ISF3	ISG	ISH	ISI	ISJ	ISK	MSA	MSB	MSC	MSD	MSE1	MSE2	MSF	NA	NB1	NB2	NB3	NC	ND	NE	NF	NG	NH	NJ	NK	Total		
Moonhen											5				n/c	n/c				n/c								n/c	n/c	1						1	7	
Coot										24	6				n/c	n/c				n/c				40	8			n/c	n/c	10							88	
Oystercatcher			1		26										n/c	n/c	5		104	n/c	34	15		16		2	2	n/c	n/c	106		1	8	254	574			
Avocet					7										n/c	n/c				n/c			56					n/c	n/c								63	
Little Ringed Plover					2										n/c	n/c				n/c								n/c	n/c								2	
Ringed Plover					445										n/c	n/c	92		170	n/c				49				n/c	n/c			19			119	894		
Golden Plover	49														n/c	n/c				n/c		6					n/c	n/c	4			6				65		
Grey Plover		1			4										n/c	n/c	86		570	n/c	22	90	80				n/c	n/c	1012	771	510	297				3443		
Lapwing					4										n/c	n/c	3			n/c	4			36			n/c	n/c								47		
Knot															n/c	n/c	2			n/c							n/c	n/c	5				9			16		
Sanderling															n/c	n/c	9		111	n/c		2		3			n/c	n/c						53	178			
Little Stint															n/c	n/c				n/c							n/c	n/c							1	1		
Curlew Sandpiper					1										n/c	n/c				n/c				1			n/c	n/c									2	
Dunlin	39				1052					10					n/c	n/c	1080	2	3600	n/c	4	4	4	256			n/c	n/c	3740	164	1442	1765				13162		
Purple Sandpiper															n/c	n/c				n/c							n/c	n/c										
Ruff															n/c	n/c				n/c							n/c	n/c										
Jack Snipe															n/c	n/c				n/c							n/c	n/c										
Common Snipe															n/c	n/c		2		n/c							n/c	n/c										
Woodcock															n/c	n/c				n/c							n/c	n/c										
Black-tailed Godwit					4										n/c	n/c		35		n/c							n/c	n/c	3								42	
Bar-tailed Godwit															n/c	n/c	4		34	n/c							n/c	n/c	256	32				5		331		
Whimbrel										24	1				n/c	n/c	2		1	n/c	1	1					n/c	n/c	4				14		48			
Curlew	8	2			60	5				35	3				n/c	n/c	12		4	n/c	6	5	1	2			n/c	n/c	229	33	48	41				494		
Spotted Redshank															n/c	n/c				n/c							n/c	n/c										
Redshank	2	3			4										n/c	n/c	3		8	n/c	24	2	8	18			n/c	n/c	32	1	7	20				134		
Greenshank															n/c	n/c				n/c		1		1			n/c	n/c		2							4	
Green Sandpiper															n/c	n/c				n/c							n/c	n/c										
Wood Sandpiper															n/c	n/c				n/c							n/c	n/c										
Common Sandpiper															n/c	n/c				n/c							n/c	n/c										
Turnstone															n/c	n/c			3	n/c	2						n/c	n/c	1									
Total waders	98	6	1	1	1609	5	15	133	189	223	40	56	11	3	n/c	n/c	1302	8	4612	n/c	96	130	94	521	8	2	3	n/c	n/c	n/c	n/c	n/c	1	18	55	19667		
Total wildfowl & waders	125	19	0	55	68	1993	25	15	133	189	223	40	56	11	3	n/c	1325	8	4617	n/c	119	175	204	792	36	315	201	6								22057		

Humber Estuary WeBS Core Count June 1999

June High	ISA	ISB1	ISB2	ISB3	ISC	ISD	ISE	ISF1	ISF2	ISF3	ISG	ISH	ISI	ISJ	ISK	MSA	MSB	MSC	MSD	MSE1	MSE2	MSF	NA	NB1	NB2	NB3	NC	ND	NE	NF	NG	NH	NJ	NK	Total			
Red-throated Diver	n/c	n/c	n/c	n/c																n/c	n/c	n/c				n/c	n/c	n/c	n/c	n/c	n/c	n/c						
Great Northern Diver	n/c	n/c	n/c	n/c																n/c	n/c	n/c				n/c	n/c	n/c	n/c	n/c	n/c	n/c	n/c					
Little Grebe	n/c	n/c	n/c	n/c					3		6			1						n/c	n/c	n/c	12			n/c	n/c	n/c	n/c	n/c	n/c	n/c	n/c			22		
Great Crested Grebe	n/c	n/c	n/c	n/c						3										n/c	n/c	n/c	4			n/c	n/c	n/c	n/c	n/c	n/c	n/c	n/c			7		
Slavonian Grebe	n/c	n/c	n/c	n/c																n/c	n/c	n/c				n/c	n/c	n/c	n/c	n/c	n/c	n/c	n/c					
Black-necked Grebe	n/c	n/c	n/c	n/c																n/c	n/c	n/c	3	1		n/c	n/c	n/c	n/c	n/c	n/c	n/c	n/c	n/c			8	
Cormorant	n/c	n/c	n/c	n/c				1								2		1		n/c	n/c	n/c	4			n/c	n/c	n/c	n/c	n/c	n/c	n/c	n/c	n/c			23	
Grey Heron	n/c	n/c	n/c	n/c	1	2		1	1	1			3	1				2	3	n/c	n/c	n/c	2	2		n/c	n/c	n/c	n/c	n/c	n/c	n/c	n/c	n/c	1	132		
Mute Swan	n/c	n/c	n/c	n/c				14	112			1								n/c	n/c	n/c				n/c	n/c	n/c	n/c	n/c	n/c	n/c	n/c	n/c				
Bewick's Swan	n/c	n/c	n/c	n/c																n/c	n/c	n/c				n/c	n/c	n/c	n/c	n/c	n/c	n/c	n/c	n/c				
Whooper Swan	n/c	n/c	n/c	n/c					2											n/c	n/c	n/c				n/c	n/c	n/c	n/c	n/c	n/c	n/c	n/c	n/c			2	
Bean Goose	n/c	n/c	n/c	n/c																n/c	n/c	n/c				n/c	n/c	n/c	n/c	n/c	n/c	n/c	n/c	n/c				
Pink-footed Goose	n/c	n/c	n/c	n/c																n/c	n/c	n/c				n/c	n/c	n/c	n/c	n/c	n/c	n/c	n/c	n/c				
White-fronted Goose	n/c	n/c	n/c	n/c																n/c	n/c	n/c				n/c	n/c	n/c	n/c	n/c	n/c	n/c	n/c	n/c				
Greylag Goose	n/c	n/c	n/c	n/c	48	178	9		12					4						n/c	n/c	n/c	14	20	4	n/c	n/c	n/c	n/c	n/c	n/c	n/c	n/c	n/c			38	
Canada Goose	n/c	n/c	n/c	n/c																n/c	n/c	n/c	33	52	5	n/c	n/c	n/c	n/c	n/c	n/c	n/c	n/c	n/c	n/c			341
Barnacle Goose	n/c	n/c	n/c	n/c																n/c	n/c	n/c				n/c	n/c	n/c	n/c	n/c	n/c	n/c	n/c	n/c				
Dark-bellied Brent Goose	n/c	n/c	n/c	n/c																n/c	n/c	n/c				n/c	n/c	n/c	n/c	n/c	n/c	n/c	n/c	n/c				
Pale-bellied Brent Goose	n/c	n/c	n/c	n/c																n/c	n/c	n/c				n/c	n/c	n/c	n/c	n/c	n/c	n/c	n/c	n/c				
Shelduck	n/c	n/c	n/c	n/c	62	399	8	3		4	2	2	4	5	3	10		1		n/c	n/c	n/c	34	4	98	520	n/c	3	6	n/c	n/c	n/c	n/c	n/c	21	1187		
Eurasian Wigeon	n/c	n/c	n/c	n/c								2								n/c	n/c	n/c				n/c	n/c	n/c	n/c	n/c	n/c	n/c	n/c	n/c			2	
Gadwall	n/c	n/c	n/c	n/c				10												n/c	n/c	n/c	32			n/c	n/c	n/c	n/c	n/c	n/c	n/c	n/c	n/c			42	
Teal	n/c	n/c	n/c	n/c		9								6						n/c	n/c	n/c	24			n/c	n/c	n/c	n/c	n/c	n/c	n/c	n/c	n/c			56	
Mallard	n/c	n/c	n/c	n/c	1	8	6	31		6	32	9	9	18		6				n/c	n/c	n/c	124	6	11	4	n/c	2	11	n/c	n/c	n/c	n/c	n/c	13	288		
Pintail	n/c	n/c	n/c	n/c																n/c	n/c	n/c				n/c	n/c	n/c	n/c	n/c	n/c	n/c	n/c	n/c				
Shoveler	n/c	n/c	n/c	n/c																n/c	n/c	n/c	12			n/c	n/c	n/c	n/c	n/c	n/c	n/c	n/c	n/c			12	
Red-crested Pochard	n/c	n/c	n/c	n/c																n/c	n/c	n/c				n/c	n/c	n/c	n/c	n/c	n/c	n/c	n/c	n/c				
Pochard	n/c	n/c	n/c	n/c	1			21	3											n/c	n/c	n/c	10			n/c	n/c	n/c	n/c	n/c	n/c	n/c	n/c	n/c	n/c			35
Tufted Duck	n/c	n/c	n/c	n/c	3		15	2		2				9						n/c	n/c	n/c	6			n/c	n/c	n/c	n/c	n/c	n/c	n/c	n/c	n/c	n/c			37
Scaup	n/c	n/c	n/c	n/c																n/c	n/c	n/c				n/c	n/c	n/c	n/c	n/c	n/c	n/c	n/c	n/c	n/c			
Eider	n/c	n/c	n/c	n/c																n/c	n/c	n/c				n/c	n/c	n/c	n/c	n/c	n/c	n/c	n/c	n/c	n/c			2
Long-tailed Duck	n/c	n/c	n/c	n/c																n/c	n/c	n/c				n/c	n/c	n/c	n/c	n/c	n/c	n/c	n/c	n/c	n/c			
Common Scoter	n/c	n/c	n/c	n/c																n/c	n/c	n/c				n/c	n/c	n/c	n/c	n/c	n/c	n/c	n/c	n/c	n/c			
Velvet Scoter	n/c	n/c	n/c	n/c																n/c	n/c	n/c				n/c	n/c	n/c	n/c	n/c	n/c	n/c	n/c	n/c	n/c			
Goldeneye	n/c	n/c	n/c	n/c																n/c	n/c	n/c				n/c	n/c	n/c	n/c	n/c	n/c	n/c	n/c	n/c	n/c			
Smew	n/c	n/c	n/c	n/c																n/c	n/c	n/c				n/c	n/c	n/c	n/c	n/c	n/c	n/c	n/c	n/c	n/c			
Red-breasted Merganser	n/c	n/c	n/c	n/c																n/c	n/c	n/c				n/c	n/c	n/c	n/c	n/c	n/c	n/c	n/c	n/c	n/c			
Goosander	n/c	n/c	n/c	n/c																n/c	n/c	n/c				n/c	n/c	n/c	n/c	n/c	n/c	n/c	n/c	n/c	n/c			
Ruddy Duck	n/c	n/c	n/c	n/c					2											n/c	n/c	n/c	7			n/c	n/c	n/c	n/c	n/c	n/c	n/c	n/c	n/c	n/c			9
Total wildfowl	n/c	n/c	n/c	n/c	112	600	9	14	110	123	13	42	19	44	3	19	1	4		n/c	n/c	n/c	321	13	181	533	n/c	5	17	n/c	n/c	n/c	n/c	58	2243			

June High	ISA	ISB1	ISB2	ISB3	ISC	ISD	ISE	ISF1	ISF2	ISF3	ISG	ISH	ISI	ISJ	ISIJ	ISK	MSA	MSB	MSC	MSD	MSE1	MSE2	MSF	NA	NB1	NB2	NB3	NC	ND	NE	NF	NG	NH	NJ	NK	Total			
Moorhen	n/c	n/c	n/c	n/c											4							n/c					n/c						n/c		27	31			
Coot	n/c	n/c	n/c	n/c											18							n/c	n/c		40	6			n/c						n/c		64		
Oystercatcher	n/c	n/c	n/c	n/c		8								2	1	2	2		104	31		n/c	n/c	207	4	3	5		n/c						n/c		200	569	
Avocet	n/c	n/c	n/c	n/c		28																n/c	n/c		32				n/c						n/c		60		
Little Ringed Plover	n/c	n/c	n/c	n/c																		n/c	n/c						n/c						n/c				
Ringed Plover	n/c	n/c	n/c	n/c		1							1	2		2						n/c	n/c					n/c							n/c				
Golden Plover	n/c	n/c	n/c	n/c																		n/c	n/c					n/c							n/c				
Grey Plover	n/c	n/c	n/c	n/c		16		3	9													n/c	n/c		125	112	119		n/c						n/c		60	82	
Lapwing	n/c	n/c	n/c	n/c																		n/c	n/c					n/c							n/c		441		
Knot	n/c	n/c	n/c	n/c																3		n/c	n/c					n/c							n/c		45		
Sanderling	n/c	n/c	n/c	n/c																		n/c	n/c					n/c							n/c		76	79	
Little Stint	n/c	n/c	n/c	n/c																		n/c	n/c					n/c							n/c				
Curtew Sandpiper	n/c	n/c	n/c	n/c																		n/c	n/c					n/c							n/c				
Dunlin	n/c	n/c	n/c	n/c																		n/c	n/c		15				n/c		14					n/c		67	96
Purple Sandpiper	n/c	n/c	n/c	n/c																		n/c	n/c					n/c							n/c				
Ruff	n/c	n/c	n/c	n/c																		n/c	n/c					n/c							n/c				
Jack Snipe	n/c	n/c	n/c	n/c																		n/c	n/c					n/c							n/c				
Common Snipe	n/c	n/c	n/c	n/c																		n/c	n/c		4				n/c							n/c		4	
Woodcock	n/c	n/c	n/c	n/c																		n/c	n/c					n/c							n/c				
Black-tailed Godwit	n/c	n/c	n/c	n/c		3																n/c	n/c					n/c							n/c		3		
Bar-tailed Godwit	n/c	n/c	n/c	n/c																		n/c	n/c					n/c							n/c				
Whimbrel	n/c	n/c	n/c	n/c																92		n/c	n/c					n/c							n/c		93		
Curtew	n/c	n/c	n/c	n/c		87		1	6					2		14			2	6		n/c	n/c	4	5	4	10		n/c	1	1				n/c		1	1	
Spotted Redshank	n/c	n/c	n/c	n/c																		n/c	n/c		2			n/c							n/c		2	2	
Redshank	n/c	n/c	n/c	n/c		4														8		n/c	n/c	20	26	1	7	10		n/c	7					n/c		84	
Greenshank	n/c	n/c	n/c	n/c																		n/c	n/c					n/c								n/c			
Green Sandpiper	n/c	n/c	n/c	n/c																		n/c	n/c		1			n/c								n/c		1	
Wood Sandpiper	n/c	n/c	n/c	n/c																		n/c	n/c		1			n/c								n/c		1	
Common Sandpiper	n/c	n/c	n/c	n/c																		n/c	n/c					n/c								n/c			
Turnstone	n/c	n/c	n/c	n/c									8									n/c	n/c					n/c								n/c			
Total waders	n/c	n/c	n/c	n/c		147		4	35			30	9	6	23	4	16		201	45	n/c	n/c	231	253	7	326	144	n/c	1	38				n/c		651	1953		
Total wildfowl & waders					112	747	9	18	125	123	13	72	28	6	67	7	35	0	204	49			231	576	20	307	677	6	55						709	4196			

Humber Estuary WeBS Core Count July 1999

July High	ISA	ISB1	ISB2	ISB3	ISC	ISD	ISE1	ISE2	ISF1	ISF2	ISF3	ISG	ISH	ISI	ISJ	ISJJ	ISK	MSA	MSB	MSC	MSD	MSE1	MSE2	MSF	NA	NB1	NB2	NB3	NC	ND	NE	NF	NG	NH	NJ	NK	Total		
Red-throated Diver																								n/c					n/c	n/c									
Great Northern Diver																								n/c					n/c	n/c									
Little Grebe													7			1				2				n/c	8	1			n/c	n/c								19	
Great Crested Grebe																								n/c	2				n/c	n/c								2	
Slavonian Grebe																								n/c					n/c	n/c									
Black-necked Grebe																								n/c					n/c	n/c									
Comorant							2		4									8	1					n/c	3	1			n/c	n/c									
Grey Heron						1			1	1		3				3		2	1	1				n/c	10			n/c	n/c				1	11	2	5	6	30	
Mute Swan								16	17	185		8	7			7								n/c		2		n/c	n/c									42	
Bewick's Swan																								n/c				n/c	n/c									243	
Whooper Swan																								n/c				n/c	n/c										
Bean Goose																								n/c				n/c	n/c										
Pink-footed Goose																								n/c				n/c	n/c										
White-fronted Goose																								n/c	15	91			n/c	n/c								1	137
Greylag Goose	6					12			12														n/c	8	99	60		n/c	n/c									393	
Canada Goose	44					116	37		29														n/c				12	n/c	n/c									12	
Barnacle Goose																								n/c				n/c	n/c									5	
Dark-bellied Brent Goose																								n/c				n/c	n/c										
Pale-bellied Brent Goose																								n/c				n/c	n/c										
Shelduck	2			4	23	700									4		7	84				7		n/c	2	2	212	195	n/c	n/c	280	335	400	15			2272		
Eurasian Wigeon																								n/c				n/c	n/c									2	
Gadwall																								n/c	8			n/c	n/c									12	
Teal						51			2															n/c	142			n/c	n/c									195	
Mallard	6					11		2	106	40	54	8	10	1		14		11		12			n/c	165	1		n/c	n/c	2			60	1		8	512			
Pintail																								n/c				n/c	n/c										
Shoveler																								n/c	10	2		n/c	n/c										16
Red-crested Pochard																								n/c				n/c	n/c										
Pochard									1	47	9					1								n/c	2	9		n/c	n/c										69
Tufted Duck						7			18	138	5					9								n/c	2			n/c	n/c										179
Scaup																								n/c				n/c	n/c										
Elder																								n/c				n/c	n/c										
Long-tailed Duck																								n/c				n/c	n/c										
Common Scoter																								n/c				n/c	n/c										
Velvet Scoter																								n/c				n/c	n/c										
Goldeneye																								n/c				n/c	n/c										
Smew																								n/c				n/c	n/c										
Red-breasted Merganser																								n/c				n/c	n/c										
Goosander																								n/c				n/c	n/c										
Ruddy Duck								3																n/c				n/c	n/c										20
Total w/itow/i	8	50	4	23	902	37	5	188	257	251	22	32	1	4	36	7	105	16	8				n/c	377	18	402	267	n/c	2	n/c	n/c	341	354	407	36	4160			

July High	ISA	ISB1	ISB2	ISB3	ISC	ISD	ISE1	ISE2	ISF1	ISF2	ISF3	ISG	ISH	ISI	ISJ	ISK	MSA	MSB	MSC	MSD	MSE1	MSE2	MSF	NA	NB1	NB2	NB3	NC	ND	NE	NF	NG	NH	NJ	NK	Total			
Moorhen											7		8			4							n/c	1												10	31		
Coot											18		14	1		19							n/c	15	7												74		
Oystercatcher						29					2			1		1	19		160	34		23	n/c	2				1				25	156		23	484			
Avocet						135																	n/c	4													139		
Little Ringed Plover						4																	n/c	3													7		
Ringed Plover						15							9				4		3	9			n/c	7											39	86			
Golden Plover	36				106	300					56						2		6	8		160	n/c	15							80				570	1337			
Grey Plover																							n/c														7	22	
Lapwing	25	2		5	160	240		19	22	115	35			11		1			7	3			n/c	55	29	6	30				130			148	1036				
Knot																							n/c														11	39	
Sanderling																							n/c															8	20
Little Stint																							n/c																
Curlew Sandpiper																							n/c																
Dunlin					40	64			1								126		190	63		40	n/c	90	2	17					250	108	1100	15230	17321				
Purple Sandpiper																							n/c																
Ruff																							n/c																
Jack Snipe																1							n/c	27												1	29		
Common Snipe																							n/c																
Woodcock																							n/c																
Black-tailed Godwit						27										2							n/c	95															
Bar-tailed Godwit						2																	n/c																
Whimbrel													1	1	3		2		2	5		1	n/c																
Curlew						350			1		9	186				4	132		58	9		4	n/c	4	5	20					320	378	200	131	1811				
Spotted Redshank																							n/c	5															
Redshank	2					65									11	43		516		30		8	n/c	93	2	2	3				200	106	80	1120	2348				
Greenshank																							n/c	21															
Green Sandpiper																							n/c	22															
Wood Sandpiper																							n/c																
Common Sandpiper																							n/c																
Turnstone						1																	n/c	1															
Total waders	63	2		5	306	1232	8	19	22	117	27	100	309	14	30	77	7	803	526	174	275	n/c	448	41	13	70					1006	924	1381	17359	25359				
Total wildfowl & waders	71	52	0	9	329	2134	45	24	210	374	278	122	241	15	34	113	14	908	0	642	182	0	275	825	59	415	337		3			1347	1278	1788	17395	29519			



Humber Estuary WeBS Core Count August 1999

August High	ISA	ISB1	ISB2	ISB3	ISC	ISD	ISE1	ISE2	ISF1	ISF2	ISF3	ISG	ISH	ISI	ISJ	ISK	MSA	MSB	MSC	MSD	MSE1	MSE2	MSF	NA	NB1	NB2	NB3	NC	ND	NE	NF	NG	NH	NJ	NK	Total		
Red-throated Diver								n/c	n/c											n/c																		
Great Northern Diver								n/c	n/c											n/c																		
Little Grebe								n/c	n/c	9	5								5	n/c								2									21	
Great Crested Grebe								n/c	n/c	5										n/c																	5	
Slavonian Grebe								n/c	n/c											n/c																		
Black-necked Grebe								n/c	n/c											n/c																		
Common Murre						6		n/c	n/c	4	1	1	2				4		6	n/c		3	2	3	1												33	
Grey Heron						7		n/c	n/c	6	2	1	9			3	3		2	n/c		2	8	12				1	1								46	
Mute Swan								n/c	n/c	244										n/c					4												264	
Bewick's Swan								n/c	n/c											n/c																		
Whooper Swan								n/c	n/c	2										n/c																	2	
Bean Goose								n/c	n/c											n/c																		
Pink-footed Goose								n/c	n/c											n/c																		
White-fronted Goose								n/c	n/c											n/c																		
Greylag Goose						12		n/c	n/c	4										n/c						12											24	
Canada Goose						30	130	n/c	n/c	4										n/c					15												179	
Barnacle Goose								n/c	n/c											n/c																		
Dark-bellied Brent Goose								n/c	n/c											n/c																		
Pale-bellied Brent Goose								n/c	n/c											n/c																		
Shelduck						350		n/c	n/c	4	6						76			n/c		2		1		121	400									400	1852	
Eurasian Wigeon								n/c	n/c											n/c																		
Gadwall						15		n/c	n/c	21										n/c					6													42
Teal						1080		n/c	n/c	6	1					28				n/c		2		105													1231	
Mallard	4					100		n/c	n/c	25	8	7	2	2	50		3		12	n/c		2		65	2	18	14	58	8							502		
Pintail								n/c	n/c											n/c																		
Shoveler						182		n/c	n/c	5	1				1					n/c				3		2											195	
Garganey								n/c	n/c											n/c																	3	
Pochard								n/c	n/c	47	8									n/c					2													61
Tufted Duck								n/c	n/c	183	7									n/c					2													202
Scaup								n/c	n/c											n/c																		
Elder								n/c	n/c											n/c																		
Long-tailed Duck								n/c	n/c											n/c																		
Common Scoter								n/c	n/c											n/c																		
Velvet Scoter								n/c	n/c											n/c																		
Goldeneye								n/c	n/c											n/c																		
Smew								n/c	n/c											n/c																		
Red-breasted Merganser								n/c	n/c											n/c																		
Goosander								n/c	n/c											n/c																		
Ruddy Duck								n/c	n/c	15	6	5								n/c																		26
Total wildfowl	4					1782	130	n/c	n/c	316	355	36	30	2	2	85	86	0	25	n/c		11	10	195	13	165	415	75	9	n/c	n/c	484	n/c	401	58	4659		

August High	ISA	ISB1	ISB2	ISB3	ISC	ISD	ISE1	ISE2	ISF1	ISF2	ISF3	ISG	ISH	ISI	ISJ	ISK	MSA	MSB	MSC	MSD	MSE1	MSE2	MSF	NA	NB1	NB2	NB3	NC	ND	NE	NF	NG	NH	NJ	NK	Total	
Moorhen								n/c	n/c		15	6	7							n/c				18	2			1	n/c	n/c		n/c				49	
Coot								n/c	n/c		38	7	5			26				n/c				2			35	3	n/c	n/c		n/c		1			117
Oystercatcher						4		n/c	n/c		1						7		360	n/c		80							n/c	n/c		14	n/c			688	1154
Avocet						115		n/c	n/c		1									n/c									n/c	n/c							116
Little Ringed Plover								n/c	n/c											n/c				1					n/c	n/c							1
Ringed Plover					40	300		n/c	n/c			1				7	2	119		130	n/c	30						n/c	n/c					458	1087		
Golden Plover	850				2000			n/c	n/c		172			12					42	n/c	600		154					n/c	n/c		16	n/c	40	600	4486		
Grey Plover						2		n/c	n/c								6		169	n/c	3		1					n/c	n/c		235	n/c	155	265	836		
Lapwing			25	150				n/c	n/c	9	48	64		38		1	46			n/c	8	200	865	230	260	20	69	n/c	n/c		145	n/c	1	344	2523		
Knot								n/c	n/c								4		1700	n/c			1					n/c	n/c		15	n/c			154	1874	
Sanderling								n/c	n/c								3		310	n/c								n/c	n/c						268	581	
Little Stint						1		n/c	n/c										1	n/c								n/c	n/c							2	
Curlew Sandpiper								n/c	n/c										2	n/c								n/c	n/c						3	5	
Dunlin					700			n/c	n/c						9		1415		4000	n/c	20			15				n/c	n/c		180	n/c	50	9200	15625		
Purple Sandpiper								n/c	n/c											n/c								n/c	n/c								
Ruff								n/c	n/c											n/c								n/c	n/c								
Jack Snipe								n/c	n/c											n/c								n/c	n/c								
Common Snipe	1							n/c	n/c	2			2							n/c			24					n/c	n/c						2	31	
Woodcock								n/c	n/c											n/c								n/c	n/c								
Black-tailed Godwit					116			n/c	n/c							677			186	n/c			24			2		n/c	n/c		5	n/c			1	829	
Bar-tailed Godwit								n/c	n/c	1							7		3	n/c	3							n/c	n/c						18	208	
Whimbrel								n/c	n/c	1						1				n/c	11							n/c	n/c		4	n/c			60	87	
Curlew		17					1	n/c	n/c	2		21	1	1	4	1	284		52	n/c	9	6	5			60	40	n/c	n/c		500	n/c	300	45	1349		
Spotted Redshank								n/c	n/c											n/c								n/c	n/c						4	12	
Redshank					433			n/c	n/c	1					320	6	505		330	n/c	40	18	145		2	32	14	n/c	n/c		842	n/c	200	5765	8653		
Greenshank						1		n/c	n/c	1					3		2			n/c	1	2						n/c	n/c						10	42	
Green Sandpiper								n/c	n/c				2							n/c			15					n/c	n/c								
Wood Sandpiper								n/c	n/c											n/c								n/c	n/c								
Common Sandpiper	1							n/c	n/c	1	1					1				n/c			2			1	1		n/c	n/c							
Tumstone						2		n/c	n/c		3						26		160	n/c									n/c	n/c							
Total waders	852	17	26	2190	1674			n/c	n/c	11	134	249	38	51	1	1048	16	2428	0	7445	n/c	805	226	1316	250	265	114	195	4	n/c	n/c	1956	n/c	747	18017	40050	
Total wildfowl & waders	856	17	0	45	2190	3456	131			327	469	265	68	53	3	1133	10	2514	0	7470	0	816	236	1511	263	431	529	270	13		2440		1148	18075	44739		

## 4. Acknowledgements

This project has been a huge co-operative effort undertaken by a dedicated team of volunteer counters. The extent of the achievement in covering such a large estuary should not be underestimated. Many counters who covered both low water and WeBS core surveys were in the field for eight to ten hours in all weathers. The commitment of all concerned to the welfare of the birds of the Humber is undeniable and a tribute to all concerned.

Hopefully all who contributed to the project, and most have been contributing to WeBS core counts for many years, are listed below. To them all I and the co-ordinating team owe our thanks, their efforts will hopefully benefit the birds of the estuary for years to come.

Graham Catley BSC  
Consultant Ornithologist

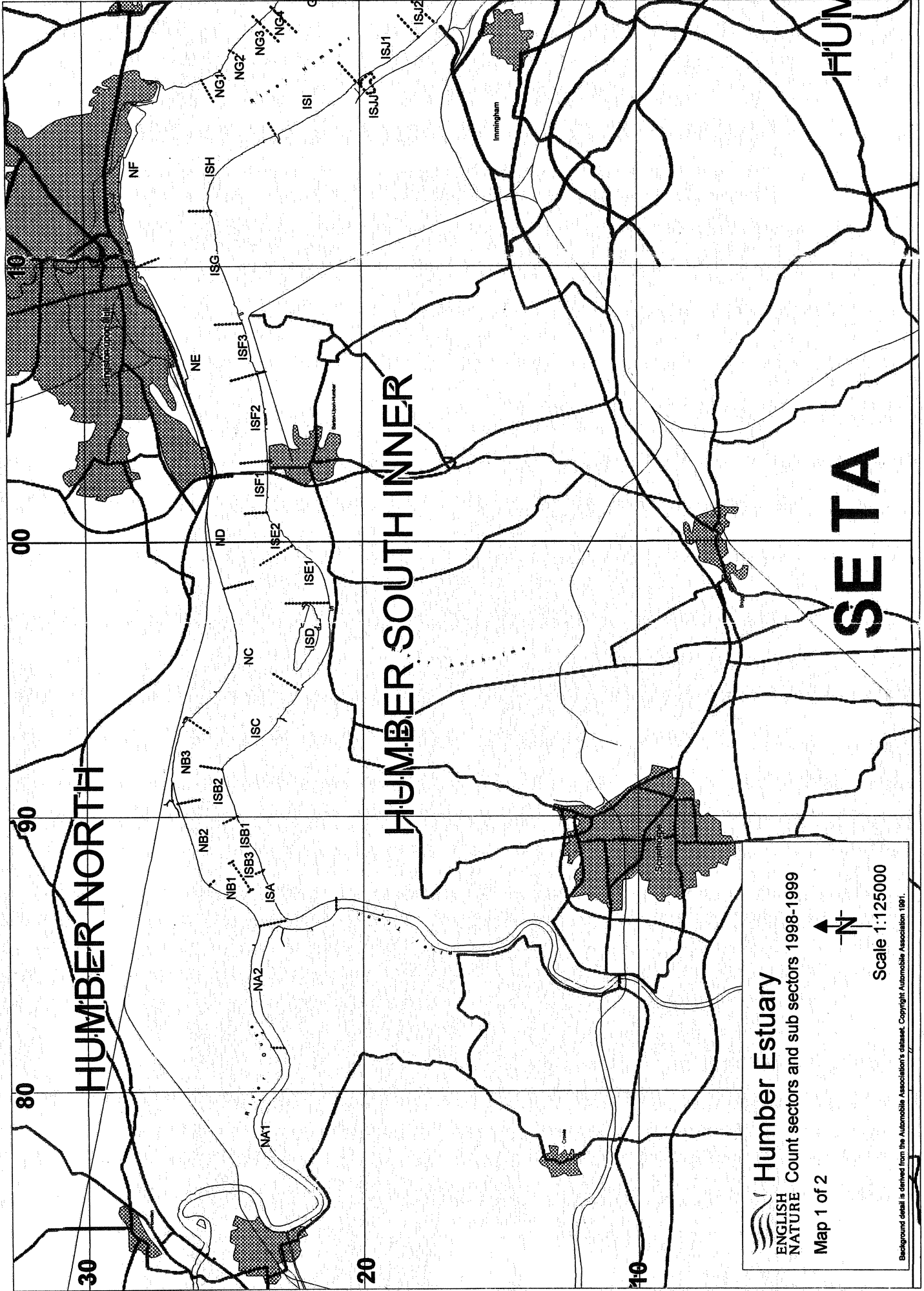
J. Andrews, R. Archer, C. Atkin, D. Boyle, D. Bradbeer, H. Bunn, G. Catley, D. Constantine, M. Coverdale, A. Credland, B. Curtis, N. Cutts, A. Daws, G. Dobbs, F. Dodd, N. Drinkall, R. Eades, W. Gillatt, A. Gowland, B. Greenacre, A. Grieve, R. Harvey, T. Hibbert, T. Housman, J. Kneeshaw, D. Leach, R. Lindstone-Scott, J. Mawer, R. Middleton, S. Morgan, E. Morley, R. Morris, M. Nethercoat, C. Newlands, K. Parker, D. Porter, T. Porter, R. Selman, A. Sharp, I. Shepherd, B. Spence, J. Spring, B. Sterling, J. Walker, R. Woollen and D. Wright.

## Appendix 1. Humber estuary sectors and sub sectors as used in the low tide bird counts 1998-1999

Sectors	Sub-sectors	Code	Grid reference	Description
Inner South A		ISA	SE 870 210 to 880 237	Walcot to Alkborough Beacon
Inner South B	Inner South B1	ISB1	SE 880 237 to 899 246	Alkborough beacon to Whitton village
	Inner South B2	ISB2	SE 899 246 to 918 252	Whitton village to Whitton Ness
	Inner South B3	ISB3	SE approx 874 243 to 883 250	south side of Whitton sand counted from south shore but added to sector north B (Whitton Sand)
Inner South C		ISC	SE 918 252 to 946 224	Whitton Ness to 1 km east of Winteringham Haven
Inner South D		ISD	SE 946 224 to 977 213	Winteringham east to South Ferryby bird hide; includes Read's Island and all sand and mudflats to north and west
Inner South E	Inner South E1	ISE1	SE 977 213 to 997 225	South Ferryby bird hide to South Ferryby Cliff and associated mud to the east of Read's Island
Inner South F	Inner South E2	ISE2	SE 997 225 to TA 010 235	South Ferryby Cliff to Chowder Ness
	Inner South F1	ISF1	TA 010 235 to 029 234	Chowder Ness to Barton Haven
	Inner South F2	ISF2	TA 029 234 to 061 238	Barton Haven to Barrow Haven
	Inner South F3	ISF3	TA 061 238 to 080 244	Barrow Haven to New Holland pier
Inner South G		ISG	TA 080 244 to 120 254	New Holland pier to Goxhill Haven
Inner South H		ISH	TA 120 254 to 147 230	Goxhill Haven to East Halton Skitter
Inner South I		ISI	TA 147 230 to 167 201	East Halton Skitter to North Killingholme Haven
Inner South J	Inner South JJ	ISJJ	centre TA 167 198	North Killingholme Haven pits
	Inner South J1	ISJ1	TA 167 201 to 184 178	North Killingholme Haven to LPG jetty
	Inner South J2	ISJ2	TA 184 178 to 188 172	first jetty to South Killingholme Haven+
	Sub-sectors	Code	Grid reference	Description
Inner South K		ISK	TA 188 172 to 223 148	South Killingholme Haven to first factory beyond Immingham Dock
Mid South A		MSA	TA 223 148 to 277 114	factory south of Immingham dock to Grimsby Dock tower
Mid South B		MSB	TA 277 114 to 303 097	Grimsby Dock Tower to Cleethorpes wonderland
Mid South C		MSC	TA 303 097 to 340 050	Cleethorpes to Humberston Fitties

Sectors	Sub-sectors	Code	Grid reference	Description
Mid South D		MSD	TA 340 050/347 061 to 351 048/354 055	Humberston Fitties to Tetney Haven
Mid South E	Mid South E1	MSE1	TA 351 048 /354 055 to 370 038/380 047	Tetney Haven to North Cotes Point
	Mid South E2	MSE2	TA 370 038/380 047 to 382 019/400 040	North Cotes Point to Horseshoe Point
Mid South F		MSF	TA 382 019/400 040 to 395 007 along Haven and out to 401 033	Horseshoe Point to Grainthorpe Haven
North A	North A1	NA1	SE 750 265 to SE 816 235	north Whitgift to M62 road bridge
	North A2	NA2	SE 816 235 to SE 860 239	Blacktoft Sands and Howdendyke to Faxfleet
North B	North B1	NB1	SE 860 239 to 875 258	Faxfleet to Weighton Lock including upper Whitton and Faxfleet ponds
	North B2	NB2	SE 875 258 to 905 269	Weighton Lock to Crabley Creek including lower Whitton
	North B3	NB3	SE 905 269 to 935 265	Crabley Creek to Brough
North C		NC	SE 935 265 to 980 250	Brough Haven to North Ferriby
North D		ND	SE 980 250 to TA 024 254	North Ferriby to Humber bridge
Sectors	Sub-sectors	Code	Grid reference	Description
North E		NE	TA 024 254 to 100 280	Humber bridge to Hull
North F		NF	TA 100 280 to 168 258	Hull to Paull
North G	North G1	NG1	TA 168 258 to 171 250	Paull to Paull battery
	North G2	NG2	TA 171 250 to 178 247	Paull Battery to Paull Holme
	North G3	NG3	TA 178 247 to 189 236	Paull Holme to Little Humber
	North G4	NG4	TA 189 236 to 194 231	Little Humber to ?
	North G5	NG5	TA 194 231 to 211 213	? to Cherry Cobb
	North G6	NG6	TA 211 213 to 236 189	Cherry Cobb to Stone Creek
North H		NH	TA 147 230 to 335 185	Stone Creek to Patrington Channel
North J		NJ	TA 335 185 to 392 172	Patrington Channel to Sammy's Point
North K		NK	TA 392 172 to 398 106 inclusive	Sammy's Point to Spurn Head includes Spurn Bight

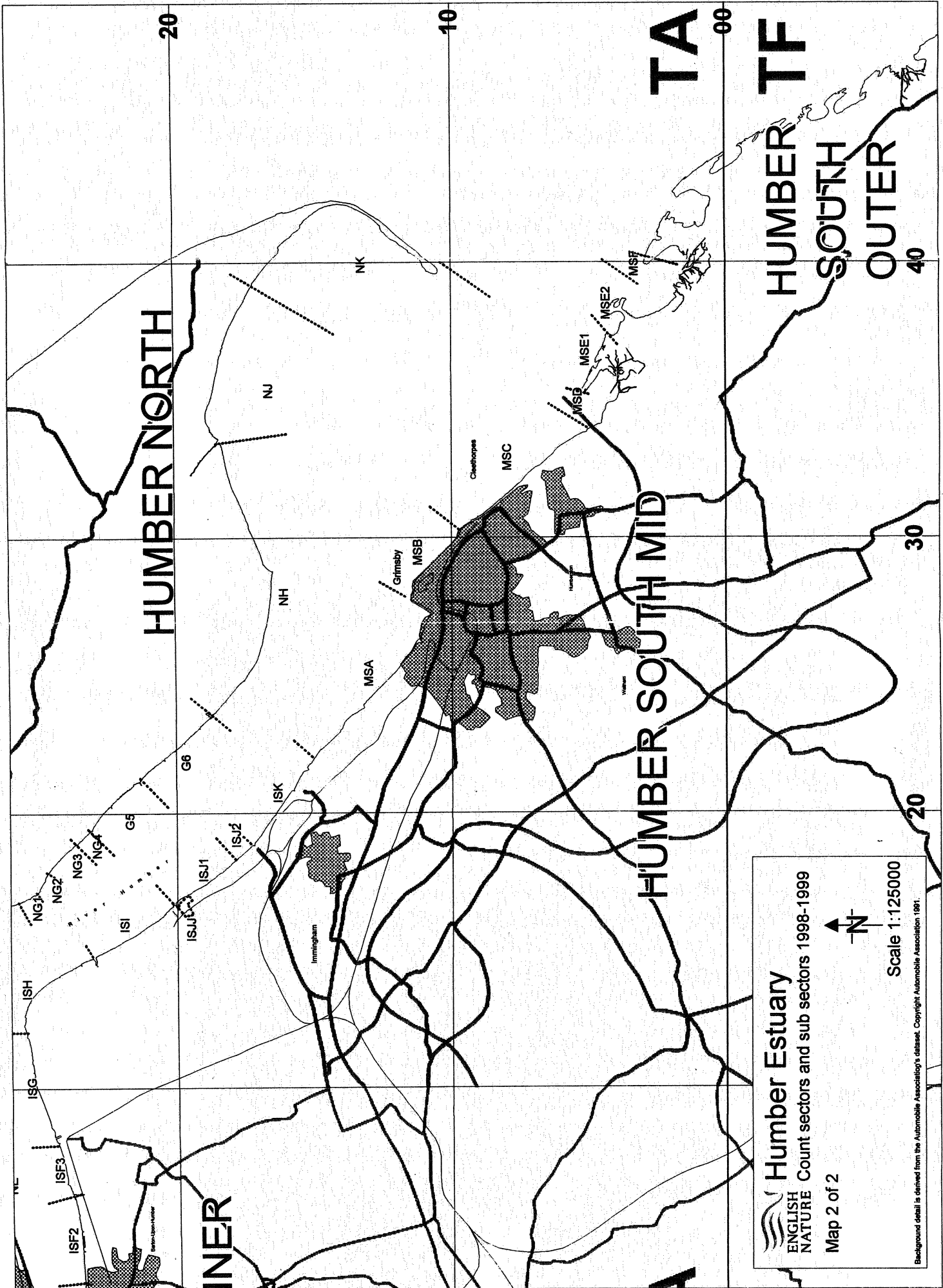
## **Appendix 2. Maps of the Sectors and sub sectors**





**Humber Estuary**  
ENGLISH NATURE  
Count sectors and sub sectors 1998-1999  
Map 1 of 2

Scale 1:125000

Background detail is derived from the Automobile Association's dataset. Copyright Automobile Association 1991.




**Humber Estuary**  
 Count sectors and sub sectors 1998-1999  
 Map 2 of 2


 Scale 1:125000  
Background detail is derived from the Automobile Association's dataset. Copyright Automobile Association 1991.